

**BYTOWN UKULELE GROUP (BUG)  
PyJAMa Jam Songbook  
for Wednesday, April 20, 2022**

Hello BUGs! Hope you're staying healthy and happy. We're thrilled to be visiting you in your own homes via Zoom. This is the kind of BUG you WANT to catch!

The songs in this songbook are arranged in the order that we'll be playing them.

Many thanks to Ellen Dickson and Ian Taylor for being the Zoom wizards behind the screens for this jam, to Sharon Baird for joining us in our musical mayhem, and to Brian Dunmall for helping us with the very long soundchecks on the Monday before the jam!

And in the words of Tim Minchin "Don't panic, wash ya hands, and don't take a sniffle to your Gran's".

Love to you all! Sue & Mark xoxo

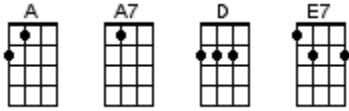
**SONG LIST in the order of play**

Brand New Key  
Red-winged Blackbird  
Georgy Girl  
Here Comes The Rain Again  
Here Comes The Sun  
Here Comes The Sun (with tabs)  
Blue Skies  
Annie's Song  
Cecilia  
Cecilia (with riff)  
Button Up Your Overcoat  
Daydream  
Pussywillows, Cat-Tails  
I Only Want To Be With You  
When I'm Cleaning Windows  
Under The Boardwalk  
Put A Little Love In Your Heart  
Walking On Sunshine

**All songsheets in this songbook were arranged and formatted by Sue Rogers and are intended for private, educational, and research purposes only, and NOT for financial gain in ANY form. No one should sell copies of this book or the song arrangements therein. It is acknowledged that all song copyrights belong to their respective parties.**

# Brand New Key

Melanie Safka 1971



**INTRO: / 1 2 / 1 2 / [A] / [A] / [A] / [A] /**

[A] I rode my bicycle past your window last night [A]  
[E7] I roller skated to your door at daylight [E7]  
[A] It almost seems, like [A7] you're avoidin' me [A7]  
[D] I'm okay alone but you got [E7] somethin' I need [E7] well

[A] I got a brand new pair of roller skates, you got a brand new key  
[A] I think that we should get together and [A7] try them out you see [A7]  
[D] I been lookin' around a while, you got somethin' for me  
Oh [A] I got a brand new pair of roller skates you got a brand new key [A]

[A] I ride my bike, I roller skate, don't drive no car  
[E7] Don't go too fast, but I go pretty far [E7]  
For [A] somebody who don't drive, I been [A7] all around the world [A7]  
[D] Some people say, I done al-[E7]right for a girl [E7] oh

[A] Yeah, yeah [A] oh, yeah-[A]yeah-yeah  
[A] Oh yeah-yeah-[D]yeah, oh [E7] yeah, yeah-[A]yeah [A] / [A] / [A] /

[A] I asked your mother, if you were at home [A]  
[E7] She said yes, but you weren't alone, oh  
[A] Sometimes I think, that [A7] you're avoidin' me [A7]  
[D] I'm okay alone but you've got [E7] somethin' I need [E7] well

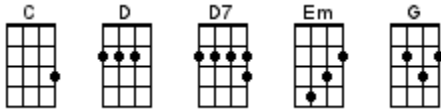
[A] I got a brand new pair of roller skates, you got a brand new key  
[A] I think that we should get together and [A7] try them out you see [A7]  
[D] La-la-laa la-laa [D] la-la-laa [D] la-la-laa la-la-[D]laa  
Oh [A] I got a brand new pair of roller skates you got a brand new [A]↓ key [E7]↓ [A]↓

[www.bytownukulele.ca](http://www.bytownukulele.ca)

[BACK TO SONGLIST](#)

# Red-winged Blackbird

David Francey 1999



**INSTRUMENTAL CHORUS:** / 1 2 / 1 2 / [G] / [G] /

[G] Thought I heard a / [C] Red-winged [G] Blackbird /  
[C] Red-winged Blackbird / [D] down my [D7] road /  
[G] Thought I heard a / [C] Red-winged [G] Blackbird /  
[C] Red-winged Blackbird / [D7] ↓ down ↓ my / [G] road / [G] /  
/ 1 2 / 1 + / 1 2 / 1 2 /

[C] / [D] / [C] / [D] /  
[C] / [D] / [C] / [D7] / [G] / [G] /

## CHORUS:

[G] Thought I heard a [C] Red-winged [G] Blackbird  
[C] Red-winged Blackbird [D] down my [D7] road  
[G] Thought I heard a [C] Red-winged [G] Blackbird  
[C] Red-winged Blackbird [D7] ↓ down ↓ my [G] road [G]

[G] He'll be there beside the river  
When [G] winter finally breaks its [D7] bones  
[G] He'll be king a-[C]mong the [Em] rushes  
[C] He'll be [G] master [D7] of his [G] home

## CHORUS:

[G] Thought I heard a [C] Red-winged [G] Blackbird  
[C] Red-winged Blackbird [D] down my [D7] road  
[G] Thought I heard a [C] Red-winged [G] Blackbird  
[C] Red-winged Blackbird [D7] ↓ down ↓ my [G] road [G]

[G] Safe as Moses in the rushes  
[G] Builds his home on the river [D7] wide  
[G] Every time I [C] hear him [Em] singing  
[C] Makes me [G] feel like [D7] spring in-[G]side

## CHORUS:

[G] Thought I heard a [C] Red-winged [G] Blackbird  
[C] Red-winged Blackbird [D] down my [D7] road  
[G] Thought I heard a [C] Red-winged [G] Blackbird  
[C] Red-winged Blackbird [D7] ↓ down ↓ my [G] road [G]

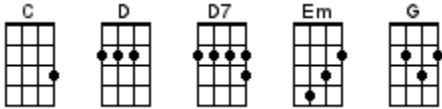
[C] / [D] / [C] / [D] /  
[C] / [D] / [C] / [D7] / [G] / [G] /

[G] He'll be in there singing his heart out  
[G] He'll be telling his stories [D7] true  
Of [G] where he went to [C] winter [Em] last year  
Of [C] how he's [G] going [D7] back there [G] too

**CHORUS:**

[G] Thought I heard a [C] Red-winged [G] Blackbird  
[C] Red-winged Blackbird [D] down my [D7] road  
[G] Thought I heard a [C] Red-winged [G] Blackbird  
[C] Red-winged Blackbird [D7] down my [G] road  
  
[G] Thought I heard a [C] Red-winged [G] Blackbird  
[C] Red-winged Blackbird [D] down my [D7] road  
[G] Thought I heard a [C] Red-winged [G] Blackbird  
[C] Red-winged Blackbird [D7]↓ down ↓ my [G] road [G]

[C] / [D] / [C] / [D] /  
[C] / [D] / [C] / [D7] / [G]↓

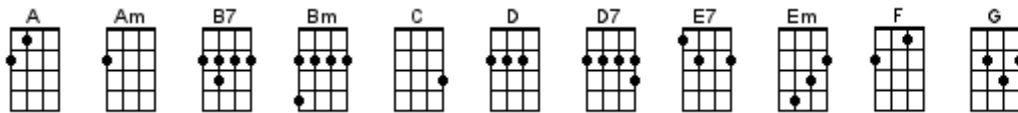


[www.bytownukulele.ca](http://www.bytownukulele.ca)

[BACK TO SONGLIST](#)

# Georgy Girl

Tom Springfield and Jim Dale (recorded by The Seekers 1966)



< WHISTLING OR KAZOOS – starting on G note >

INTRO: / 1 2 3 4 /

[G][Bm] / [C][D] / [G][Bm] / [C][D] /

[G] Hey [Bm] there [C] Georgy [D] girl  
[G] Swingin' down the [Bm] street so [C] fancy-[D]free  
[G] Nobody you [Bm] meet could [C] ever [Am] see  
The [F] loneliness there [D]↓ inside you

[G] Hey [Bm] there [C] Georgy [D] girl  
[G] Why do all the [Bm] boys just [C] pass you [D] by?  
[G] Could it be you [Bm] just don't [C] try  
Or [F] is it the [D] clothes you wear? [D7]

[Em] You're always [Bm] window shopping  
But [C] never stopping to [G] buy  
[B7] So shed those [E7] dowdy [A] feathers  
And [D] fly [D7]↓ a little bit

[G] Hey [Bm] there [C] Georgy [D] girl  
[G] There's another [Bm] Georgy [C] deep in-[D]side  
[G] Bring out all the [Bm] love you [C] hide  
And [D] oh what a [Em] change there'd be [Em]  
The [C] world would see [D]↓ a new Georgy [G] girl [C]/[G][D]/

< WHISTLING OR KAZOOS >

[G][Bm] / [C][D] / [G][Bm] / [C][D] /

INSTRUMENTAL: < KAZOOS >

[G] Hey [Bm] there [C] Georgy [D] girl  
[G] Swingin' down the [Bm] street so [C] fancy-[D]free  
[G] Nobody you [Bm] meet could [C] ever [Am] see  
The [F] loneliness there [D]↓ inside you

[G] Hey [Bm] there [C] Georgy [D] girl  
[G] Dreaming of the [Bm] someone [C] you could [D] be  
[G] Life is a re-[Bm]ali-[C]ty  
You [F] can't always [D] run away [D7]

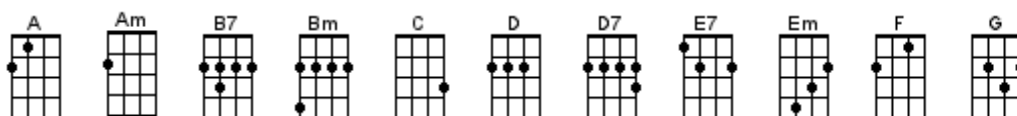
[Em] Don't be so [Bm] scared of changing  
And [C] rearranging your-[G]self  
[B7] It's time for [E7] jumping [A] down  
From the [D] shelf [D7]↓ a little bit

**[G]** Hey **[Bm]** there **[C]** Georgy **[D]** girl  
**[G]** There's another **[Bm]** Georgy **[C]** deep in-**[D]**side  
**[G]** Bring out all the **[Bm]** love you **[C]** hide  
 And **[D]** oh what a **[Em]** change there'd be **[Em]**  
 The **[C]** world would see **[D]**↓ a new Georgy

**[G]** girl **[Bm]** **[C]** Come **[D]** on Georgy  
**[G]** **Hey** **[Bm]** **there** **[C]** **Georgy** **[D]** **girl**

**[G]** girl **[Bm]** **[C]** Wake **[D]** up Georgy  
**[G]** **Hey** **[Bm]** **there** **[C]** **Georgy** **[D]** **girl**

**[G]** girl **[Bm]** **[C]** Wake **[D]** up Georgy **[G]**↓ girl  
**[G]** **Hey** **[Bm]** **there** **[C]** **Georgy** **[D]** **girl** **[G]**↓

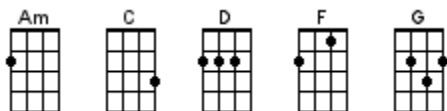


[www.bytownukulele.ca](http://www.bytownukulele.ca)

[BACK TO SONGLIST](#)

# Here Comes The Rain Again

Annie Lennox and David A. Stewart 1984 (recorded by Eurythmics)



## INTRO: / 1 2 3 4 /

[Am] [Am] [F] [F]

A| -0-----2---3--- | -----0-2-2-3--- | -0-----2---3--- | -----0-2-2-3--- |

E| ----- | ----- | ----- | ----- |

| 1 + 2 + 3 + 4 + | 1 + 2 + 3 + 4 + | 1 + 2 + 3 + 4 + | 1 + 2 + 3 + 4 + |

[G] [G] [Am] [Am]

A| -----0---2--- | -----0-0-2--- | -0----- | ----- |

E| -3----- | ----- | ----- | ----- |

| 1 + 2 + 3 + 4 + | 1 + 2 + 3 + 4 + | 1 + 2 + 3 + 4 + | 1 + 2 + 3 + 4 + |

[Am] [Am] [F] [F]

A| -0-----2---3--- | -----0-2-2-3--- | -0-----2---3--- | -----0-2-2-3--- |

E| ----- | ----- | ----- | ----- |

| 1 + 2 + 3 + 4 + | 1 + 2 + 3 + 4 + | 1 + 2 + 3 + 4 + | 1 + 2 + 3 + 4 + |

[G] [G] [Am] [Am]

A| -----0---2--- | -----0-0-2--- | -0----- | ----- |

E| -3----- | ----- | ----- | ----- |

| 1 + 2 + 3 + 4 + | 1 + 2 + 3 + 4 + | 1 + 2 + 3 + 4 + | 1 + 2 + 3 + 4 + |

[Am] Here comes the rain again [F] falling on my head like a memory  
 [G] Falling on my head like a new emotion [Am] / [Am] /  
 [Am] I want to walk in the open wind [F] I want to talk like lovers do  
 I [G] want to dive into your ocean, is it [Am] raining with you

So baby [F] talk to me, like [C] lovers do [C]  
 [F] Walk with me, like [C] lovers do [C]  
 [F] Talk to me, like [C] lovers do [C]

[D] [D] [G] [G]↓

A| -0----- | -----5- | -5----- | ----- |

E| ----- | ----- | -3-3-3- | ----- |

C| --2-2-2- | -----2-2- | ----- | ----- |

| 1 + 2 + 3 + 4 + | 1 + 2 + 3 + 4 + | 1 + 2 + 3 + 4 + | 1 + 2 + 3 + 4 + |

[Am] Here comes the rain again [F] raining in my head like a tragedy  
 [G] Tearing me apart like a new emotion [Am] / [Am] /  
 [Am] I want to breathe in the open wind [F] I want to kiss like lovers do  
 I [G] want to dive into your ocean, is it [Am] raining with you

So baby **[F]** talk to me, like **[C]** lovers do **[C]**

**[F]** Walk with me, like **[C]** lovers do **[C]**

**[F]** Talk to me, like **[C]** lovers do **[C]**

[D]	[D]	[G]	[G]↓
A -0----- -----5- -5----- -----			
E ----- ----- ---3-3-3----- -----			
C --2-2-2----- -----2-2--- -----			
1 + 2 + 3 + 4 +   1 + 2 + 3 + 4 +   1 + 2 + 3 + 4 +   1 + 2 + 3 + 4 +			

[Am]	[F]	[Am]	[Am]
A -2-----0----- -----2-----0----- -----0----- -----0---2---3---7---			
E -----0--- -----1--- ----- -----			
C ----- ----- ----- -----			
1 + 2 + 3 + 4 +   1 + 2 + 3 + 4 +   1 + 2 + 3 + 4 +   1 + 2 + 3 + 4 +			

[Am]	[F]	[G]
A -2-----0----- ----- -----		
E -----0--- -----3-----1----- -----		
C ----- ----- -----2-----		
1 + 2 + 3 + 4 +   1 + 2 + 3 + 4 +   1 + 2 + 3 + 4 +		

**[G]** So baby **[F]** talk to me, like **[C]** lovers do **[C]**

[D]	[D]	[G]	[G]↓
A -0----- -----5- -5----- -----			
E ----- ----- ---3-3-3----- -----			
C --2-2-2----- -----2-2--- -----			
1 + 2 + 3 + 4 +   1 + 2 + 3 + 4 +   1 + 2 + 3 + 4 +   1 + 2 + 3 + 4 +			

[Am]	[Am]	[F]	[F]
A -0-----2---3--- -----0-2-2-3--- -----0-----2---3--- -----0-2-2-3---			
E ----- ----- ----- -----			
1 + 2 + 3 + 4 +   1 + 2 + 3 + 4 +   1 + 2 + 3 + 4 +   1 + 2 + 3 + 4 +			

[G]	[G]	[Am]	[Am]
A -----0---2--- -----0-0-2--- -----0----- -----			
E -3----- ----- ----- -----			
1 + 2 + 3 + 4 +   1 + 2 + 3 + 4 +   1 + 2 + 3 + 4 +   1 + 2 + 3 + 4 +			

[Am]	[Am]	[F]	[F]
A -0-----2---3--- -----0-2-2-3--- -----0-----2---3--- -----0-2-2-3---			
E ----- ----- ----- -----			
1 + 2 + 3 + 4 +   1 + 2 + 3 + 4 +   1 + 2 + 3 + 4 +   1 + 2 + 3 + 4 +			

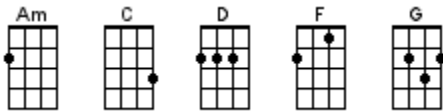
[G]	[G]	[Am]	[Am]
A -----0---2--- -----0-0-2--- -----0----- -----			
E -3----- ----- ----- -----			
1 + 2 + 3 + 4 +   1 + 2 + 3 + 4 +   1 + 2 + 3 + 4 +   1 + 2 + 3 + 4 +			



**[Am]** Here comes the rain again **[F]** falling on my head like a memory  
**[G]** Falling on my head like a new emotion **[Am]** / **[Am]** /  
**[Am]** I want to walk in the open wind **[F]** I want to talk like lovers do  
**[G]** Want to dive into your ocean, is it **[Am]** raining with you

**[Am]** Here comes the rain again **[F]** falling on my head like a memory  
**[G]** Falling on my head like a new emotion **[Am]** / **[Am]** /  
**[Am]** I want to walk in the open wind **[F]** I want to talk like lovers do  
**[G]** Want to dive into your ocean, is it **[Am]** raining with you

**[Am]** Here comes the rain again **[F]** falling on my head like a memory  
**[G]** Falling on my head like a new emotion **[Am]** / **[Am]**↓

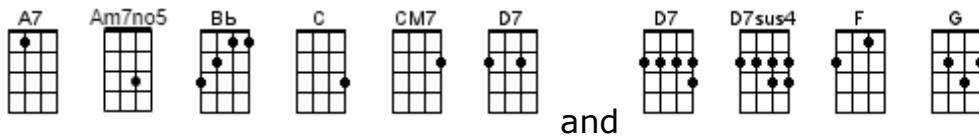


[www.bytownukulele.ca](http://www.bytownukulele.ca)

[BACK TO SONGLIST](#)

# Here Comes The Sun

George Harrison 1969



**INTRO: / 1 2 3 4 /**

[G] [C] [D7]  
A|-----2---0-2-----|-----2-0-----|-----0-----|-----0-----|  
E|-----3-----3-|-----3---0-|---3-----3---0-|-2-0-2-3-----|  
| 1 + 2 + 3 + 4 + | 1 + 2 + 3 + 4 + | 1 + 2 + 3 + 4 + | 1 + 2 + 3 + 4 + |

[G] [CM7] [D7]↓  
A|-----2---0-2-----|-----2-0-----|---2---0-----|-----|  
E|-----3-----3-|-----3---0-|-----3---2-|-----|  
| 1 + 2 + 3 + 4 + | 1 + 2 + 3 + 4 + | 1 + 2 + 3 + 4 + | 1 + 2 + 3 + 4 + |

[G] Here comes the sun, doo, doo, doo, doo

[CM7] Here comes the [A7] sun

And I say [G] it's alright / [C]↓ [G]↓ [Am7no5]↓ / [G]↓ [D7]↓↓ /

[G] Little darling, it's been a [C] long cold lonely [D7] winter

[G] Little darling, it feels like [CM7] years since it's been [D7] here

[G] Here comes the sun, doo, doo, doo, doo

[CM7] Here comes the [A7] sun

And I say [G] it's alright / [C]↓ [G]↓ [Am7no5]↓ / [G]↓ [D7]↓↓ / [G] / [D7] /

[G] Little darling, the smile's re-[C]turning to their [D7] faces

[G] Little darling, it seems like [CM7] years since it's been [D7] here

[G] Here comes the sun, doo, doo, doo, doo

[CM7] Here comes the [A7] sun

And I say [G] it's alright / [C]↓ [G]↓ [Am7no5]↓ / [G]↓ [D7]↓↓ / [G] / [D7]↓↓ 3 4 /

[Bb]↓ Sun [F]↓ sun [C]↓ sun here it [G] comes / [D7]↓ ↓ 3 4 /

[Bb]↓ Sun [F]↓ sun [C]↓ sun here it [G] comes / [D7]↓ ↓ 3 4 /

[Bb]↓ Sun [F]↓ sun [C]↓ sun here it [G] comes / [D7]↓ ↓ 3 4 /

[Bb]↓ Sun [F]↓ sun [C]↓ sun here it [G] comes / [D7]↓ ↓ 3 4 /

[Bb]↓ Sun [F]↓ sun [C]↓ sun here it [G] comes [D7] / [D7sus4] / [D7] / [D7] /

[G] Little darling, I feel that [C] ice is slowly [D7] melting

[G] Little darling, it seems like [CM7] years since it's been [D7] clear

[G] Here comes the sun, doo, doo, doo, doo

[CM7] Here comes the [A7] sun

And I say [G] it's alright / [C]↓ [G]↓ [Am7no5]↓ / [G]↓ [D7]↓↓ /

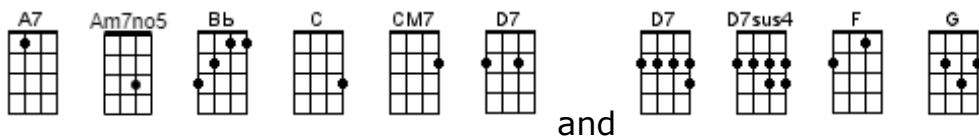
[G] Here comes the sun, doo, doo, doo, doo

[CM7] Here comes the [A7] sun

[G] It's alright / [C]↓ [G]↓ [Am7no5]↓ / [G]↓ [D7]↓↓ / [G]↓

# Here Comes The Sun (with tabs)

George Harrison 1969



## INTRO: / 1 2 3 4 /

[G] [C] [D7]

```

A|-----2---0-2-----|-----2-0-----|-----0-----|-----0-----|
E|-----3-----3-|-----3---0-|---3-----3---0-|-2-0-2-3-----|
| 1 + 2 + 3 + 4 + | 1 + 2 + 3 + 4 + | 1 + 2 + 3 + 4 + | 1 + 2 + 3 + 4 + |
  
```

[G] [CM7] [D7]↓

```

A|-----2---0-2-----|-----2-0-----|---2---0-----|-----|
E|-----3-----3-|-----3---0-|-----3---2-|-----|
| 1 + 2 + 3 + 4 + | 1 + 2 + 3 + 4 + | 1 + 2 + 3 + 4 + | 1 + 2 + 3 + 4 + |
  
```

[G] Here comes the sun, doo, doo, doo, doo

[CM7] Here comes the [A7] sun and I say [G] it's alright

[C]↓ [G]↓ [Am7no5]↓ [G]↓ [D7]↓ ↓

```

A|---|-----0-----0-----|---0-----0-----|-----|
E|---|-----3-----3-----|---3-----3-----|---2---0-----|
C|-2-|---4-----2-----0-----|-----2-----|-----2---|
G|---|-----|-----|-----|-----|-----|
+ | 1 + 2 + 3 + 4 + | 1 + 2 + 3 + 4 + | 1 + 2 + 3 + 4 + | 1 + 2 + 3 + 4 + |
  
```

[G] Little darling, it's been a [C] long cold lonely [D7] winter

```

A|-----0-----|
E|-2-0-2-3-----|
| 1 + 2 + 3 + 4 + |
  
```

[G] Little darling, it feels like [CM7] years since it's been [D7] here

[G] Here comes the sun, doo, doo, doo, doo

[CM7] Here comes the [A7] sun and I say [G] it's alright

[C]↓ [G]↓ [Am7no5]↓ [G]↓ [D7]↓ ↓

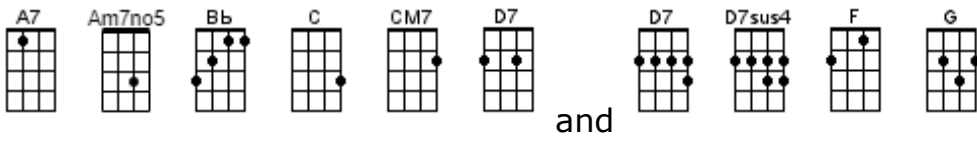
```

A|---|-----0-----0-----|---0-----0-----|-----|
E|---|-----3-----3-----|---3-----3-----|---2---0-----|
C|-2-|---4-----2-----0-----|-----2-----|-----2---|
G|---|-----|-----|-----|-----|-----|
+ | 1 + 2 + 3 + 4 + | 1 + 2 + 3 + 4 + | 1 + 2 + 3 + 4 + | 1 + 2 + 3 + 4 + |
  
```

[G] [D7]

```

A|-----2---0-2-----|-----0-----|
E|-----3-----0-|-2-0-2-3-----|
C|-----|-----|
| 1 + 2 + 3 + 4 + | 1 + 2 + 3 + 4 + |
  
```



**[G]** Little darling, the smile's re-**[C]**turning to their **[D7]** faces

```

A|-----0-----|
E|-2-0-2-3-----|
| 1 + 2 + 3 + 4 + |
  
```

**[G]** Little darling, it seems like **[CM7]** years since it's been **[D7]** here

**[G]** Here comes the sun, doo, doo, doo, doo

**[CM7]** Here comes the **[A7]** sun and I say **[G]** it's alright

```

      [C]↓           [G]↓       [Am7no5]↓           [G]↓           [D7]↓           ↓
A|---|-----0-----0-----|---0-----0-----|-----|-----|
E|---|-----3-----3-----3-----|-----3-----3---2---0-----|
C|-2-|-4-----2-----0-----|-----2-----|-----2-----|
G|---|-----|-----|-----|-----|-----|-----|
| + | 1 + 2 + 3 + 4 + | 1 + 2 + 3 + 4 + |
  
```

```

      [G]           [D7]↓ ↓
A|-----2---0-2-----|-----|-----0-|
E|-----3-----0-|-2-----|---2---|
C|-----|-----|-2-----|
| 1 + 2 + 3 + 4 + | 1 + 2 + | 1 2 3 |
  
```

**[Bb]**↓Sun **[F]**↓sun **[C]**↓sun here it **[G]**comes **[D7]**↓ ↓

```

A|-----|-----|-----|-----|-----0-|
E|-----1-|-----1-|-----0-----|-----|---2---|
C|---2---|---0---|---0-----0-|-----|---2---|
G|-3-----|-2-----|-0-----0-|-----|-----|
| 1 2 3 | 1 2 3 | 1 2 3 4 5 | 1 2 3 4 | 1 2 | 1 2 3 |
  
```

**[Bb]**↓Sun **[F]**↓sun **[C]**↓sun here it **[G]**comes **[D7]**↓ ↓

```

A|-----|-----|-----|-----|-----0-|
E|-----1-|-----1-|-----0-----|-----|---2---|
C|---2---|---0---|---0-----0-|-----|---2---|
G|-3-----|-2-----|-0-----0-|-----|-----|
| 1 2 3 | 1 2 3 | 1 2 3 4 5 | 1 2 3 4 | 1 2 | 1 2 3 |
  
```

**[Bb]**↓Sun **[F]**↓sun **[C]**↓sun here it **[G]**comes **[D7]**↓ ↓

```

A|-----|-----|-----|-----|-----0-|
E|-----1-|-----1-|-----0-----|-----|---2---|
C|---2---|---0---|---0-----0-|-----|---2---|
G|-3-----|-2-----|-0-----0-|-----|-----|
| 1 2 3 | 1 2 3 | 1 2 3 4 5 | 1 2 3 4 | 1 2 | 1 2 3 |
  
```

[Bb]↓Sun [F]↓sun [C]↓sun here it [G]comes [D7]↓ ↓

```

A |-----|-----|-----|-----|-----|-----0-|
E |-----1-|-----1-|-----0-|-----|-----|-----2-|
C |---2---|---0---|---0---0-|-----|-----|---2---|
G |-3-----|-2-----|-0-----0-|-----|-----|-----|
  | 1 2 3 | 1 2 3 | 1 2 3 4 5 | 1 2 3 4 | 1 2 | 1 2 3 |
  
```

[Bb]↓Sun [F]↓sun [C]↓sun here it [G]comes [D7]

```

A |-----|-----|-----|-----|-----|
E |-----1-|-----1-|-----0-|-----|-----|
C |---2---|---0---|---0---0-|-----|-----|
G |-3-----|-2-----|-0-----0-|-----|-----|
  | 1 2 3 | 1 2 3 | 1 2 3 4 5 | 1 2 3 4 | 1 2 3 4 |
  
```

[D7sus4] / [D7] / [D7] /

[G] Little darling, I feel that [C] ice is slowly [D7] melting

```

A |-----0-----|
E |-2-0-2-3-----|
  | 1 + 2 + 3 + 4 + |
  
```

[G] Little darling, it seems like [CM7] years since it's been [D7] clear

[G] Here comes the sun, doo, doo, doo, doo

[CM7] Here comes the [A7] sun and I say [G] it's alright

```

      [C]↓           [G]↓           [Am7no5]↓           [G]↓           [D7]↓           ↓
A |---|-----0-----0-----|---0-----0-----|
E |---|-----3-----3-----3---|---3-----3---2---0---|
C |-2-|-4-----2-----0-----|---2-----2-----2---|
G |---|-----|-----|-----|-----|
  + | 1 + 2 + 3 + 4 + | 1 + 2 + 3 + 4 + |
  
```

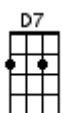
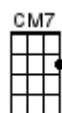
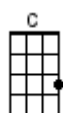
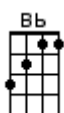
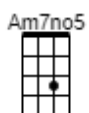
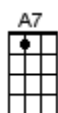
[G] Here comes the sun, doo, doo, doo, doo

[CM7] Here comes the [A7] sun

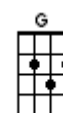
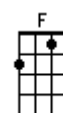
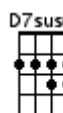
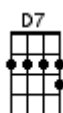
[G] It's alright

```

      [c]↓           [G]↓           [Am7no5]↓           [G]↓           [D7]↓           ↓           [G]↓
A |---|-----0-----0-----|---0-----0-----|-----|-2
E |---|-----3-----3-----3---|---3-----3---2---0---|-----|-3
C |-2-|-4-----2-----0-----|---2-----2-----2---|-----|-2
G |---|-----|-----|-----|-----|-----|-----|-0
  + | 1 + 2 + 3 + 4 + | 1 + 2 + 3 + 4 + |
  
```

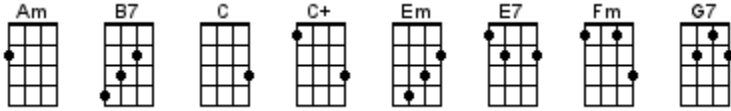


and



# Blue Skies

Irving Berlin 1926



**INTRO:** / 1 2 3 4 / [C][G7] / [C] /

[C] I was blue [G7] just as blue as [C] could be [C]  
[C] Ev'ry day was a [G7] cloudy day for [C] me [C]  
Then [Em] good luck came [B7] knocking at my [Em] door [Em]  
[C] Skies were gray but [G7] they're not gray any-[C]more [E7]↓

[Am] Blue skies [Caug] smiling at [C] me  
[Caug] Nothing but [C] blue skies [G7] do I [C] see [E7]  
[Am] Bluebirds [Caug] singing a [C] song  
[Caug] Nothing but [C] bluebirds [G7] all day [C] long [C]

## BRIDGE:

I [C] never saw the sun [Fm] shining so [C] bright  
[Fm] Never saw [C] things [Fm] going so [C] right  
[C] Noticing the days [Fm] hurrying [C] by  
[Fm] When you're in [C] love  
[G7] My how they [C]↓ fly [E7]↓

[Am] Blue days [Caug] all of them [C] gone  
[Caug] Nothing but [C] blue skies [G7] from now [C] on [C]

## INSTRUMENTAL BRIDGE:

I [C] never saw the sun [Fm] shining so [C] bright  
[Fm] Never saw [C] things [Fm] going so [C] right  
[C] Noticing the days [Fm] hurrying [C] by  
[Fm] When you're in [C] love  
[G7] My how they [C] fly [E7]

[Am] Blue skies [Caug] smiling at [C] me  
[Caug] Nothing but [C] blue skies [G7] do I [C] see [E7]  
[Am] Bluebirds [Caug] singing a [C] song  
[Caug] Nothing but [C] bluebirds [G7] all day [C] long [C]

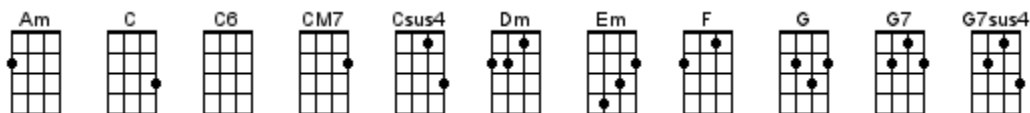
## BRIDGE:

I [C] never saw the sun [Fm] shining so [C] bright  
[Fm] Never saw [C] things [Fm] going so [C] right  
[C] Noticing the days [Fm] hurrying [C] by  
[Fm] When you're in [C] love  
Oh [G7] my how they [C]↓ fly [E7]↓

[Am] Blue days [Caug] all of them [C] gone  
[Caug] Nothing but [C] blue skies [G7] from now [C] on [C]↓[G7]↓[C]↓

# Annie's Song

John Denver 1974



## Riff over intro:

[C] [Csus4] [C] [Csus4] [C] [Csus4] [C] You [Csus4] fill up my  
A|-10-----|-8-----|-7-----|-5-----|-3-----|-2-----|-0-----|-----  
E|-----|-----|-----|-----|-----|-----|-----|-3-----

**INTRO:** / 1 2 3 / 1 2 3 / [C] / [Csus4] / [C] / [Csus4] / [C] / [Csus4] / [C]

You [Csus4] fill up my [F] sen-[G]ses [Am]  
Like a [F] night in a [C] forest [Cmaj7] / [C6]  
Like the [Cmaj7] mountains in [F] spring-[Em]time [Dm]  
Like a [F] walk in the [G7] rain [G7sus4] / [G7]  
Like a [G7sus4] storm in the [F] de-[G]sert [Am]  
Like a [F] sleepy blue [C] ocean [Cmaj7] / [C6]  
You [Cmaj7] fill up my [F] sen-[Em]ses [Dm]  
Come [G7] fill me a-[C]gain [Csus4] / [C] /

## CHORUS:

[Csus4] Come let me [F] love [G] you [Am]  
Let me [F] give my life [C] to you [Cmaj7] / [C6]  
Let me [Cmaj7] drown in your [F] laugh-[Em]ter [Dm]  
Let me [F] die in your [G7] arms [G7sus4] / [G7]  
Let me [G7sus4] lay down be-[F]side [G] you [Am]  
Let me al-[F]ways be [C] with you [Cmaj7] / [C6]  
[Cmaj7] Come let me [F] love [Em] you [Dm]  
Come [G7] love me a-[C]gain [Csus4] / [C]

## INSTRUMENTAL:

You [Csus4] fill up my [F] sen-[G]ses [Am]  
Like a [F] night in a [C] forest [Cmaj7] / [C6]  
Like a [Cmaj7] mountain in [F] spring-[Em]time [Dm]  
Like a [F] walk in the [G7] rain [G7sus4] / [G7]  
Like a [G7sus4] storm in the [F] de-[G]sert [Am]

Let me [F] give my life [C] to you [Cmaj7] / [C6]  
[Cmaj7] Come let me [F] love [Em] you [Dm]  
Come [G7] love me a-[C]gain [Csus4] / [C]

## CHORUS:

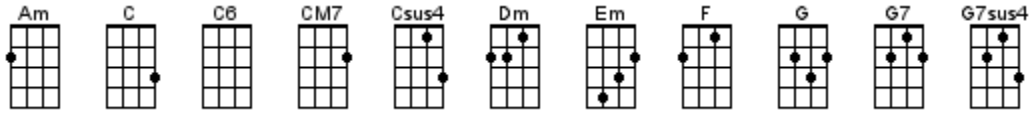
You [Csus4] fill up my [F] sen-[G]ses [Am]  
Like a [F] night in a [C] forest [Cmaj7] / [C6]  
Like the [Cmaj7] mountains in [F] spring-[Em]time [Dm]  
Like a [F] walk in the [G7] rain [G7sus4] / [G7]

Like a **[G7sus4]** storm in the **[F]** de-**[G]**sert **[Am]**↓

Like a sleepy blue **[C]** ocean **[Cmaj7]** / **[C6]**

You **[Cmaj7]** fill up my **[F]** sen-**[Em]**ses **[Dm]**

Come **[G7]** fill me a-**[C]**gain **[Csus4]** / **[C]** / **[Csus4]** / **[C]** / **[Csus4]** / **[C]**↓



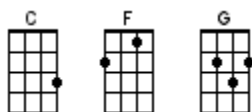
[www.bytownukulele.ca](http://www.bytownukulele.ca)

[BACK TO SONGLIST](#)



# Cecilia

Paul Simon 1969 (recorded by Simon and Garfunkel)



Strum suggestion: | D du uduD du udu| AND/OR | D dududuD dududu|  
| 1 + 2 + 3 + 4 + | | 1 + 2 + 3 + 4 + |

**INTRO:** / 1 2 3 4 / [G] / [G] / [G] / [G] /

[C] Celia, you're [F] breaking my [C] heart  
You're [F] shaking my [C] confidence [G] daily  
Whoa Ce-[F]ci-li-[C]a, I'm [F] down on my [C] knees  
I'm [F] begging you [C] please to come [G] home

[C] Celia, you're [F] breaking my [C] heart  
You're [F] shaking my [C] confidence [G] daily  
Whoa Ce-[F]ci-li-[C]a, I'm [F] down on my [C] knees  
I'm [F] begging you [C] please to come [G] home  
Come on [C] home

[C] Making love in the [F] after-[G]noon  
With Ce-[C]cilia [F] up in [G] my bed-[C]room (making love)  
I got [C] up to [F] wash my [G] face  
When I [C] come back to [F] bed someone's [G] taken my [C] place

[C] Celia, you're [F] breaking my [C] heart  
You're [F] shaking my [C] confidence [G] daily  
Whoa Ce-[F]ci-li-[C]a, I'm [F] down on my [C] knees  
I'm [F] begging you [C] please to come [G] home  
Come on [C] home

Whoa-o [F] oh oh [C] oh, whoa-o [F] oh oh [C] oh-oh [G] oh oh-oh-oh

## INSTRUMENTAL:

[C] Celia, you're [F] breaking my [C] heart  
You're [F] shaking my [C] confidence [G] daily  
Whoa Ce-[F]ci-li-[C]a, I'm [F] down on my [C] knees  
I'm [F] begging you [C] please to come [G] home

Jubi-[F]la-[C]tion, she [F] loves me a-[C]gain  
I [F] fall on the [C] floor and I [G] laughing  
Jubi-[F]la-[C]tion, she [F] loves me a-[C]gain  
I [F] fall on the [C] floor and I [G] laughing

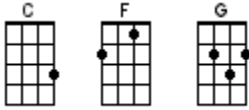
Whoa-o [F] oh, oh-[C]oh, oh [F] oh-oh-oh [C] oh  
Oh [F] oh-oh-oh [C] oh, oh-oh [G] oh oh-oh-oh

Whoa-o [F] oh, oh-[C]oh, oh [F] oh-oh-oh [C] oh  
Oh [F] oh-oh-oh [C] oh, oh-oh [G] oh oh-oh-oh

Whoa-o [F] oh, oh-[C]oh, oh [F] oh-oh-oh [C] oh  
Oh [F] oh-oh-oh [C] oh, oh-oh [G] oh oh-oh-oh [C]↓

# Cecilia (with riff)

Paul Simon 1969 (recorded by Simon and Garfunkel)



Strum suggestion: | D du uduD du udu| AND/OR | D dududuD dududu|  
 | 1 + 2 + 3 + 4 + | | 1 + 2 + 3 + 4 + |

**INTRO:** / 1 2 3 4 / [G] / [G] / [G] / [G] /

[C] Celia, you're [F] breaking my [C] heart  
 You're [F] shaking my [C] confidence [G] daily  
 Whoa Ce-[F]ci-li-[C]a, I'm [F] down on my [C] knees  
 I'm [F] begging you [C] please to come [G] home

[C] Celia, you're [F] breaking my [C] heart  
 You're [F] shaking my [C] confidence [G] daily  
 Whoa Ce-[F]ci-li-[C]a, I'm [F] down on my [C] knees  
 I'm [F] begging you [C] please to come [G] home  
 Come on [C] home

[C] Making love in the [F] after-[G]noon  
 With Ce-[C]cilia [F] up in [G] my bed-[C]room (making love)  
 I got [C] up to [F] wash my [G] face  
 When I [C] come back to [F] bed someone's [G] taken my [C] place

[C] Celia, you're [F] breaking my [C] heart  
 You're [F] shaking my [C] confidence [G] daily  
 Whoa Ce-[F]ci-li-[C]a, I'm [F] down on my [C] knees  
 I'm [F] begging you [C] please to come [G] home  
 Come on [C] home

Whoa-o [F] oh oh [C] oh, whoa-o [F] oh oh [C] oh-oh [G] oh oh-oh-oh

[C]	[F]	[C]	[F]	[C]	[G]	
A -----	-----	-----	-----	-----	-----	
E -0-----0-	-1-0---0-	-----0-	-1-0---0-	-----0-		
C -----0-	-----2-	-----0-	-----2-	-----0--2-		
G -----	-----	-----	-----	-----		
1 + 2 + 3 + 4 +	1 + 2 + 3 + 4 +		1 + 2 + 3 + 4 +		1 + 2 + 3 + 4 +	

[F]	[C]	[F]	[C]	[F]	[C]	[G]
A -----	-----	-----	-----	-----	-----	
E -1-----0-	-1-0---0-	-----0-	-1-0---0-	-----0-		
C -----	-----2-	-----0-	-----2-	-----0--2-		
G -----	-----	-----	-----	-----		
1 + 2 + 3 + 4 +	1 + 2 + 3 + 4 +		1 + 2 + 3 + 4 +		1 + 2 + 3 +	

Jubi-[F]la-[C]tion, she [F] loves me a-[C]gain  
 I [F] fall on the [C] floor and I [G] laughing  
 Jubi-[F]la-[C]tion, she [F] loves me a-[C]gain  
 I [F] fall on the [C] floor and I [G] laughing

Whoa-o **[F]** oh, oh-**[C]**oh, oh **[F]** oh-oh-oh **[C]** oh  
Oh **[F]** oh-oh-oh **[C]** oh, oh-oh **[G]** oh oh-oh-oh

Whoa-o **[F]** oh, oh-**[C]**oh, oh **[F]** oh-oh-oh **[C]** oh  
Oh **[F]** oh-oh-oh **[C]** oh, oh-oh **[G]** oh oh-oh-oh

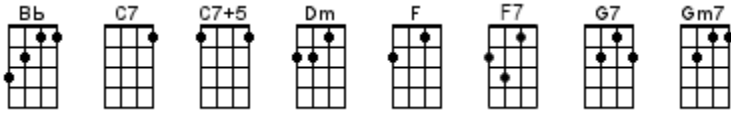
Whoa-o **[F]** oh, oh-**[C]**oh, oh **[F]** oh-oh-oh **[C]** oh  
Oh **[F]** oh-oh-oh **[C]** oh, oh-oh **[G]** oh oh-oh-oh **[C]**↓

[www.bytownukulele.ca](http://www.bytownukulele.ca)

[BACK TO SONGLIST](#)

# Button Up Your Overcoat

Ray Henderson, B.G. DeSylva, Lew Brown 1928 (as recorded by Helen Kane)



**INTRO: / 1 2 3 4 / [Bb] / [Bb] /**

**[Bb]** Listen, big boy **[Bb]**  
**[F]** Now that you got me **[Bb]** made  
**[F]** Goodness, but I'm a-**[Bb]**fraid  
**[Bb]**↓ Somethin's gonna **[F]**↓ happen to you  
**[Bb]** Listen, big boy **[Bb]**  
**[F]** You gotta be hooked and **[Bb]** how  
**[Dm]** I would die if **[F]** I should lose you **[G7]** now **[C7]**

**[F]** Button up your overcoat **[G7]** when the wind is free  
**[Gm7]** Take **[C7]** good **[Gm7]** care of your-**[C7]**self  
You be-**[F]**long to me / **[Gm7]****[C7+5]** /

**[F]** Eat an apple every day **[G7]** get to bed by three  
Oh **[Gm7]** take **[C7]** good **[Gm7]** care of your-**[C7]**self  
You be-**[F]**long to me

**[F]** Be **[F7]** careful **[Bb]** crossing streets, oo-oo  
**[F]** Cut out sweets, oo-oo  
**[Dm]** Lay off meat **[G7]** oo oo  
**[C7]**↓ You'll get a pain and ruin your tum tum

**[F]** Wear your flannel underwear **[G7]** when you climb a tree  
Oh **[Gm7]** take **[C7]** good **[Gm7]** care of your-**[C7]**self  
You be-**[F]**long to me **[C7]**

**[F]** Button up your overcoat **[G7]** when the wind is free  
Oh **[Gm7]** take **[C7]** good **[Gm7]** care of your-**[C7]**self  
You be-**[F]**long to me **[C7+5]**↓ boop boop be doop

**[F]** When you sass a traffic cop **[G7]** use diplomacy  
Just **[Gm7]** take **[C7]** good **[Gm7]** care of your-**[C7]**self  
You be-**[F]**long to me

**[F]** Be-**[F7]**ware of **[Bb]** frozen ponds **[Bb]**↓ oo-oo  
**[F]** Stocks and bonds **[F]**↓ oo-oo  
Per-**[Dm]**oxide blondes **[G7]**↓ oo oo  
**[C7]**↓ You'll get a pain and ruin your bank roll

**[F]** Keep the spoon out of your cup **[G7]** when you're drinking tea  
Oh **[Gm7]** take **[C7]** good **[Gm7]** care of your-**[C7]**self  
You be-**[F]**long to me **[C7]**

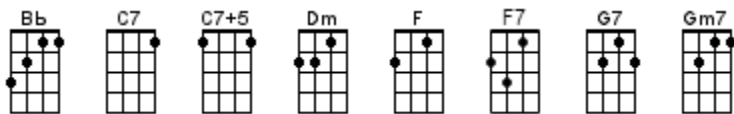
**INSTRUMENTAL: < KAZOOS >**

**[F]** Button up your overcoat **[G7]** when the wind is free  
**[Gm7]** Take **[C7]** good **[Gm7]** care of your-**[C7]**self  
You be-**[F]**long to me / **[Gm7][C7+5]** /

**[F]** Eat an apple every day **[G7]** get to bed by three  
Oh **[Gm7]** take **[C7]** good **[Gm7]** care of your-**[C7]**self  
You be-**[F]**long to me

**[F]** Don't **[F7]** sit on **[Bb]** hornet's tails **[Bb]**↓ oo-oo  
**[F]** Or on nails **[F]**↓ oo-oo  
**[Dm]** Or third rails **[G7]**↓ oo-oo  
**[C7]**↓ You'll get a pain and ruin your tum tum

**[F]** Keep away from bootleg hootch **[G7]** when you're on a spree  
Oh **[Gm7]** take **[C7]** good **[Gm7]** care of your-**[C7]**self  
You be-**[F]**↓long **[Bb]**↓ to **[F]**↓ me-e-e

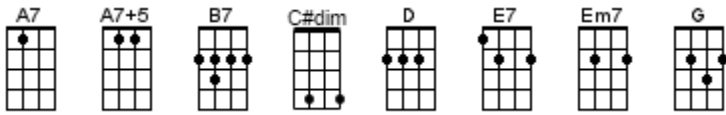


[www.bytownukulele.ca](http://www.bytownukulele.ca)

[BACK TO SONGLIST](#)

# Daydream

John Sebastian 1966 (recorded by The Lovin' Spoonful)



**INTRO:** / 1 2 3 4 / [D] / [D] /

[D] What a day for a [B7] daydream

[Em7] What a day for a [A7] daydreamin' [A7+5] boy

[D] And I'm lost in a [B7] daydream

[Em7] Dreamin' 'bout my [A7] bundle of [A7+5] joy

[G] And even if [E7] time ain't really [D] on my [B7] side

[G] It's one of those [E7] days for takin' a [D] walk out-[B7]side

[G] I'm blowin' the [E7] day to take a [D] walk in the [B7] sun

[A7] And fall on my [Em7] face

On somebody's [C#dim] new-mowed [Em7] la-a-[A7+5]awn

[D] I've been havin' a [B7] sweet dream

[Em7] I've been dreamin' since I [A7] woke up to-[A7+5]day

[D] It starred me and my [B7] sweet thing

[Em7] 'Cause she's the one makes me [A7] feel this [A7+5] way

[G] And even if [E7] time is passin' me [D] by a [B7] lot

[G] I couldn't care [E7] less about the [D] dues you say I [B7] got

[G] Tomorrow I'll [E7] pay the dues for [D] droppin' my [B7] love

[A7] A pie in the [Em7] face for bein' a [C#dim] sleepin' bull [Em7] do-[A7+5]og

**INSTRUMENTAL:** < whistle, kazoos >

[D] I've been havin' a [B7] sweet dream

[Em7] I've been dreamin' since I [A7] woke up to-[A7+5]day

[D] It starred me and my [B7] sweet thing

[Em7] 'Cause she's the one makes me [A7] feel this [A7+5] way

[G] And you can be [E7] sure that if you're [D] feelin' [B7] right

[G] A daydream will [E7] last along [D] into the [B7] night

[G] Tomorrow at [E7] breakfast you may [D] prick up your [B7] ears

[A7] Or you may be [Em7] daydreamin'

For a [C#dim] thousand [Em7] ye-[A7+5]ars

[D] What a day for a [B7] daydream

[Em7] Custom made for a [A7] daydreamin' [A7+5]boy

[D] And I'm lost in a [B7] daydream

[Em7] Dreamin' 'bout my [A7] bundle of [A7+5] joy

**OUTRO:** < whistle, kazoos >

[G] And even if [E7] time is [D] passin' me by a [B7] lot

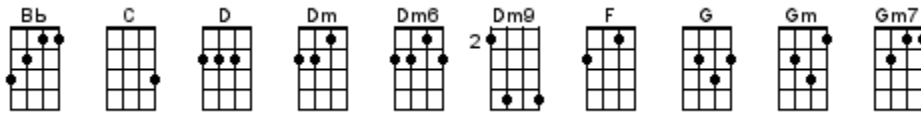
[G] I couldn't care [E7] less about the [D] dues you say I [B7] got

[G] Tomorrow I'll [E7] pay the dues for [D] droppin' my [B7] love

[A7] A pie in the [Em7] face for being a [C#dim] sleepin' bull [Em7] do-[A7]og [D]↓

# Pussywillows, Cat-Tails

Gordon Lightfoot 1968



**INTRO:** < SLOW > / 1 2 3 / 1 2 3 / [Dm9]↓ 2 3 / 1 2 3 / [Dm9]↓ 2 3 / 1 2 3 /

< A TEMPO >

[Dm] Pussywillows [Dm6] cat-tails [Bb] soft winds and [Dm] roses [Dm]

[Dm] Pussywillows [C] cat-tails [Bb] soft winds and [Dm] roses  
[Dm] Rainpools in the [C] woodland [Bb] water to my [Dm] knees  
[Gm7] Shivering [C] quivering, the [F] warm breath of [D] spring  
[Dm] Pussywillows [C] cat-tails [Bb] soft winds and [Dm] roses

[G] / [Gm] / [Dm] / [Dm] /

[Dm] Catbirds and [C] cornfields [Bb] daydreams to-[Dm]gether  
[Dm] Riding on the [C] roadside, the [Bb] dust gets in your [Dm] eyes  
[Gm7] Reveling, di-[C]sheveling, the [F] summer nights can [D] bring  
[Dm] Pussywillows [C] cat-tails [Bb] soft winds and [Dm] roses

[G] / [Gm] / [Dm] /  
[G] / [Gm] / [Dm] /  
[G] / [Gm] /

[Dm] Slanted rays and [C] colored days [Bb] stark blue hor-[Dm]izons  
[Dm] Naked limbs and [C] wheat bins [Bb] hazy after-[Dm]noons  
[Gm7] Voicing, re-[C]joicing, the [F] wine cups do [D] bring  
[Dm] Pussywillows [C] cat-tails [Bb] soft winds and [Dm] roses

[G] / [Gm] / [Dm] / [Dm] /

[Dm] Harsh nights and [C] candle lights [Bb] wood fires a-[Dm]blazin'  
[Dm] Soft lips and [C] fingertips [Bb] resting in my [Dm] soul  
[Gm7] Treasuring, re-[C]membering, the [F] promise of [D] spring / [D]↓ 2 3 /  
[Dm] Pussywillows [C] cat-tails [Bb] soft winds and [Dm] roses

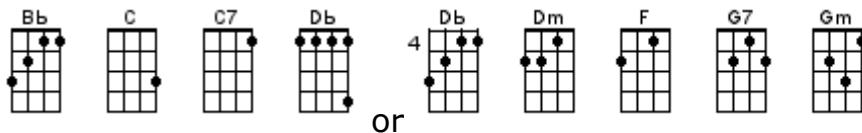
[G] / [Gm] / [Dm] / [Dm6]↓

[www.bytownukulele.ca](http://www.bytownukulele.ca)

[BACK TO SONGLIST](#)

# I Only Want To Be With You

Mike Hawker and Ivor Raymonde 1963 (as recorded by Dusty Springfield)



**INTRO: / 1 2 3 4 / [F][Bb] / [C7] / [F][Bb] / [C7]**

I [F] don't know what it is that makes me [Dm] love you so  
I [F] only know I never want to [Dm] let you go  
'Cause [Bb] you started [C7] something, oh [Gm] can't you [C7] see  
That [F] ever since we met you've had a [Dm] hold on me  
It [Bb] happens to be [C7] true, I [Gm] only wanna [C7] be with [F]↓ you [Bb]↓ [C7]

It [F] doesn't matter where you go or [Dm] what you do  
I [F] want to spend each moment of the [Dm] day with you  
Now [Bb] look what has [C7] happened with [Gm] just one [C7] kiss  
I [F] never knew that I could be in [Dm] love like this  
It's [Bb] crazy but it's [C7] true, I [Gm] only wanna [C7] be with [F]↓ you [Bb]↓ [F]

[Db] You stopped and smiled at me, and [F] asked if I [Bb] cared to [F] dance  
[C7] I fell into your open arms [G7] I didn't stand a [C7] chance, now listen honey

[F] I just wanna be beside you [Dm] everywhere  
As [F] long as we're together honey [Dm] I don't care  
'Cause [Bb] you started [C7] something, oh [Gm] can't you [C7] see  
That [F] ever since we met you've had a [Dm] hold on me  
No [Bb] matter what you [C7] do, I [Gm] only wanna [C7] be with [F]↓ you [Bb]↓ [C7]

## **INSTRUMENTAL:**

It [F] doesn't matter where you go or [Dm] what you do  
I [F] want to spend each moment of the [Dm] day with you  
Now [Bb] look what has [C7] happened with [Gm] just one [C7] kiss  
I [F] never knew that I could be in [Dm] love like this  
It's [Bb] crazy but it's [C7] true, I [Gm] only wanna [C7] be with [F]↓ you [Bb]↓ [F]

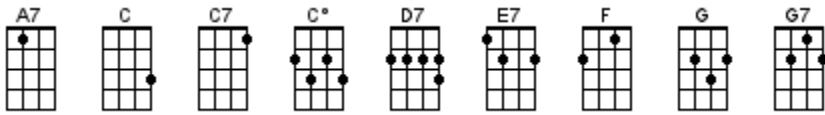
[Db] You stopped and smiled at me, and [F] asked if I [Bb] cared to [F] dance  
[C7] I fell into your open arms [G7] I didn't stand a [C7] chance, now hear me honey

[F] I just wanna be beside you [Dm] everywhere  
As [F] long as we're together honey [Dm] I don't care  
'Cause [Bb] you started [C7] something, oh [Gm] can't you [C7] see  
That [F] ever since we met you've had a [Dm] hold on me  
No [Bb] matter what you [C7] do, I [Gm] only wanna [C7] be with [F]↓ you [Bb]↓ [F]  
No [Bb] matter, no matter what you [C] do  
I [Bb] only wanna [C] be with [F]↓ you [Bb]↓ [F]↓



# When I'm Cleaning Windows

Fred Cliff, Harry Gifford, and George Formby 1936



## INSTRUMENTAL INTRO: / 1 2 3 4 /

[C] Honeymoonin' [C7] couples too  
[F] You should see them [D7] bill and coo  
You'd [C] be surprised at [A7] things they do  
[Cdim] When I'm cleanin' [C] windows

Now [C] I go cleanin' windows  
To [D7] earn an honest bob  
[G] For a nosey parker it's an interestin' [C] job

Now [C] it's a job that [C7] just suits me  
A [F] window cleaner [D7] you would be  
If [C] you could see what [A7] I can see  
[Cdim] When I'm cleanin' [C] windows

[C] Honeymoonin' [C7] couples too  
[F] You should see them [D7] bill and coo  
You'd [C] be surprised at [A7] things they do  
[Cdim] When I'm cleanin' [C] windows

In [E7] my profession I'll work hard  
[A7] But I'll never stop  
I'll [D7] climb this blinkin' ladder 'til  
I [G] get right to the [G7] top

The [C] blushin' bride she [C7] looks divine  
The [F] bridegroom he is [D7] doin' fine  
I'd [C] rather have his [A7] job than mine  
[Cdim] When I'm cleanin' [C] windows

The [C] chambermaid sweet [C7] names I call  
[F] It's a wonder [D7] I don't fall  
My [C] mind's not on my [A7] work at all  
[Cdim] When I'm cleanin' [C] windows

I [C] know a fellow [C7] such a swell  
He [F] has a thirst that's [D7] plain to tell  
I've [C] seen him drink his [A7] bath as well  
[Cdim] When I'm cleanin' [C] windows

Oh, in [E7] my profession I'll work hard  
[A7] But I'll never stop  
I'll [D7] climb this blinkin' ladder 'til  
I [G] get right to the [G7] top

Py-[C]jamas lyin' [C7] side by side  
[F] Ladies' nighties [D7] I have spied  
I've [C] often seen what [A7] goes inside  
[Cdim] When I'm cleanin' [C] windows

### INSTRUMENTAL:

Py-[C]jamas lyin' [C7] side by side  
[F] Ladies' nighties [D7] I have spied  
I've [C] often seen what [A7] goes inside  
[Cdim] When I'm cleanin' [C] windows

In [E7] my profession I'll work hard  
[A7] But I'll never stop  
I'll [D7] climb this blinkin' ladder 'til  
I [G] get right to the [G7] top

Now [C] there's a famous [C7] talkie queen  
She [F] looks a flapper [D7] on the screen  
She's [C] more like eighty [A7] than eighteen  
[Cdim] When I'm cleanin' [C] windows

She [C] pulls her hair all [C7] down behind  
[F] Then pulls down her [D7] never mind  
And [C] after that pulls [A7] down the blind  
[Cdim] When I'm cleanin' [C] windows

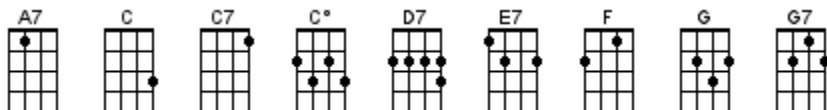
In [E7] my profession I'll work hard  
[A7] But I'll never stop  
I'll [D7] climb this blinkin' ladder 'til  
I [G] get right to the [G7] top

An [C] old maid walks a-[C7]round the floor  
She's [F] so fed up one [D7] day I'm sure  
She'll [C] drag me in and [A7] lock the door  
[Cdim] When I'm cleanin' [C] windows

### INSTRUMENTAL:

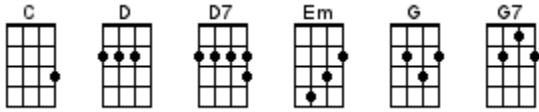
An [C] old maid walks a-[C7]round the floor  
She's [F] so fed up one [D7] day I'm sure  
She'll [C] drag me in and [A7] lock the door  
[Cdim] When I'm cleanin' [C] windows

[Cdim]↓ When I'm cleanin' [C]↓ windows



# Under The Boardwalk

Kenny Young and Arthur Resnick 1964 (as recorded by The Drifters)



< SINGING NOTE: D >

**INTRO:** / 1 2 3 4 / [G] / [G]

Oh when the [G] sun beats down  
And burns the [G] tar upon the [D7] roof [D7]  
And your [D7] shoes get so hot  
You wish your [D7] tired feet were fire-[G]proof [G7]  
Under the [C] boardwalk, down by the [G] se-e-ea, ye-a-ah  
On a [G] blanket with my ba-[D7]by, is where I'll [G] be [G]↓ [G]↓

**Under the [Em] boardwalk** (out [Em] of the sun)  
**Under the [D] boardwalk** (we'll be [D] having some fun)  
**Under the [Em] boardwalk** (people [Em] walking above)  
**Under the [D] boardwalk** (we'll be [D] falling in love)  
Under the [Em]↓ board-[Em]↓walk [Em]↓ board-[Em]↓walk

From the [G] park you hear  
The happy [G] sound of a carou-[D7]sel, mm-[D7]mm  
You can [D7] almost taste  
The hot [D7] dogs and french fries [G] they sell [G7]  
Under the [C] boardwalk, down by the [G] se-e-ea, ye-a-ah  
On a [G] blanket with my ba-[D7]by, is where I'll [G] be [G]↓ [G]↓

**Under the [Em] boardwalk** (out [Em] of the sun)  
**Under the [D] boardwalk** (we'll be [D] having some fun)  
**Under the [Em] boardwalk** (people [Em] walking above)  
**Under the [D] boardwalk** (we'll be [D] falling in love)  
Under the [Em]↓ board-[Em]↓walk [Em]↓ board-[Em]↓walk

## INSTRUMENTAL:

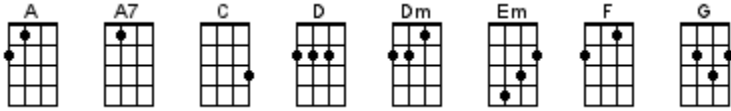
From the [G] park you hear  
The happy [G] sound of a carou-[D7]sel, mm-[D7]mm  
You can [D7] almost taste  
The hot [D7] dogs and french fries [G] Oh...

[G7] Under the [C] boardwalk, down by the [G] se-e-ea, ye-a-ah  
On a [G] blanket with my ba-[D7]by, is where I'll [G] be [G]↓ [G]↓

**Under the [Em] boardwalk** (out [Em] of the sun)  
**Under the [D] boardwalk** (we'll be [D] having some fun)  
**Under the [Em] boardwalk** (people [Em] walking above)  
**Under the [D] boardwalk** (we'll be [D] falling in love)  
Under the [Em]↓ board-[Em]↓walk [Em]↓ board-[Em]↓walk

# Put A Little Love In Your Heart

Jackie DeShannon, Jimmy Holiday, Randy Myers 1969



## WE LOVE KEY CHANGES!

**INTRO:** / 1 2 3 4 / [C] / [C] /

[C] Think of your fellow man [C] lend him a helping hand  
[F] Put a little love in your [C] heart  
[C] You see it's getting late [C] oh please don't hesitate  
[F] Put a little love in your [C] heart  
And the [C] world, will be a [Dm] better [G] place  
And the [C] world, will be a [Dm] better [G] place  
For [G] you, and [G] me, you just [G] wait, and [G] see

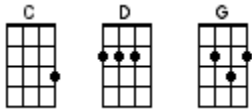
[C] Another day goes by [C] still the children cry  
[F] Put a little love in your [C] heart  
If [C] you want the world to know [C] we won't let hatred grow  
[F] Put a little love in your [C] heart  
And the [C] world (**and the world**) will be a [Dm] better [G] place  
All the [C] world (**all the world**) will be a [Dm] better [G] place  
For [G] you (**for you**) and [G] me (**and me**)  
You just [G] wait (**just wait**) and [G] see, wait and [A7] see! [A7]

## < KEY CHANGE >

[D] Take a good look around [D] and if you're looking down  
[G] Put a little love in your [D] heart  
[D] I hope when you decide [D] kindness will be your guide  
[G] Put a little love in your [D] heart  
And the [D] world (**and the world**) will be a [Em] better [A] place  
And the [D] world (**and the world**) will be a [Em] better [A] place  
For [A] you (**for you**) and [A] me (**and me**)  
You just [A] wait (**just wait**) and [A] see, people now  
[G] Put a little love in your [D] heart, each and every day  
[G] Put a little love in your [D] heart, there's no other way  
[G] Put a little love in your [D] heart, it's up to you  
[G] Put a little love in your [D] heart, come on and  
[G] Put a little love in your [D]↓ heart

# Walking On Sunshine

Kimberley Rew 1983 (as recorded by Katrina and the Waves)



**INTRO:** / 1 2 / 1 2 /

[G] / [C] / [D] / [C] /

[G] Mmmmm-[C]mmmm [D] yeah [C]

I [G] used to think [C] maybe you [D] loved me  
Now [C] baby I'm [G] sure [C] / [D] / [C]  
And [G] I just can't [C] wait till the [D] day when  
You [C] knock on my [G] door [C] / [D] / [C]  
Now [G] every time I [C] go for the [D] mailbox  
Gotta [C] hold myself [G] down [C] / [D] / [C]  
Because [G] I just can't [C] wait till you [D] write me  
You're [C] comin' a-[G]round [C] / [D]

## CHORUS:

Now I'm [C] walkin' on [D] sunshine [D] whoa-[C]oh!  
I'm [C] walkin' on [D] sunshine [D] whoa-[C]oh!  
I'm [C] walkin' on [D] sunshine [D] whoa-[C]oh!  
And [C] don't it feel [G] good! Hey! [C] Al-[D]right now  
And [C] don't it feel [G] good! Hey! [C] Yeah [D] / [C]

I [G] used to think [C] maybe you [D] loved me  
Now I [C] know that it's [G] true [C] / [D] / [C]  
And I [G] don't wanna [C] spend my whole [D] life  
Just a-[C]waitin' for [G] you [C] / [D] / [C]  
Now I [G] don't want you [C] back for the [D] weekend  
Not [C] back for a [G] day [C] no [D] no, no [C]  
I said [G] baby I [C] just want you [D] back  
And I [C] want you to [G] stay [C] oh [D] yeah

## CHORUS:

I'm [C] walkin' on [D] sunshine [D] whoa-[C]oh!  
I'm [C] walkin' on [D] sunshine [D] whoa-[C]oh!  
I'm [C] walkin' on [D] sunshine [D] whoa-oh-oh-[C]oh!  
And [C] don't it feel [G] good! Hey! [C] Al-[D]right now  
And [C] don't it feel [G] good! Yeah! [C] Oh [D] yeah  
And [C] don't it feel [G] good! [C] / [D] /

[C] / [G] / [C] / [D] /

[C] Walkin' on [G] sunshine [C] / [D] /  
[C] Walkin' on [G] sunshine [C] / [D] / [C]

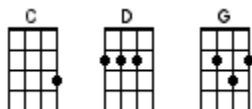
I feel a-[G]live, I feel a [C] love  
I feel a [D] love that's really [C] real  
I feel a-[G]live, I feel a [C] love  
I feel a [D] love that's really [C] real

I'm on [G] sunshine [C] baby [D] oh, oh [C] yeah  
I'm on [G] sunshine [C] baby [D] oh

### CHORUS:

I'm [C] walkin' on [D] sunshine [D] whoa-[C]oh!  
I'm [C] walkin' on [D] sunshine [D] whoa-[C]oh!  
I'm [C] walkin' on [D] sunshine [D] whoa-oh-oh-[C]oh!  
And [C] don't it feel [G] good! Hey! [C] Al-[D]right now  
And [C] don't it feel [G] good! I say it, I [C] say it, I say it a-[D]gain now  
And [C] don't it feel [G] good! Yeah! [C] Oh [D] yeah  
And [C] don't it feel [G]↓ good!

### < EVERYBODY DANCE! >



[www.bytownukulele.ca](http://www.bytownukulele.ca)

[BACK TO SONGLIST](#)