

BYTOWN UKULELE GROUP (BUG)
Bass Ukulele Songbook V12 (January 2, 2025)

All songsheets in this songbook were formatted by Sue & Mark Rogers and are intended for private, educational, and research purposes only, and NOT for financial gain in ANY form. No one should sell copies of this book or the song arrangements therein. It is acknowledged that all song copyrights belong to their respective parties.

SONG LIST

Country/Folk Bass Pattern in D	Eleanor Rigby
Country/Folk Bass Pattern in C	The Farmer's Song
12 Bar Blues – Walking Bass Line	Feel It Still
A Pittance Of Time	Flowers
A Groovy Kind Of Love	Footloose
A Place In The Sun	For Your Love
Abracadabra v.1	Gentle On My Mind
Abracadabra v.2	The Gingerbread House Song (C)
Addams Family Theme	The Gingerbread House Song (G)
Ahead By A Century	Gracefield
All That Heaven Will Allow (with riff ending)	Happy Together
At The Hop	Havana
Aux Champs-Élysées	Help Me Rhonda
Big Girls Don't Cry	Here Comes The Rain Again
Blue Skies	Here Comes The Sun
The Bluenose Song (also known as Ballad of the Bluenose)	Hound Dog
Brand New Key	House At Pooh Corner
Breakdown	I Know My Love
Budapest	I Want A Hippopotamus For Christmas
Bus Stop	If
Ça fait rire les oiseaux	I'll Follow The Sun
Cat's In The Cradle	I'm Just Ken
Cat's In The Cradle	In My Life
Dancing With Myself	Johnny B. Goode
Constant Craving	Jump In The Line
Daydream	King Of The Road
Daydream Believer	Lady Madonna
Diana	Last Christmas
	Last Kiss
	Last Will and Testament

Love Potion #9	Singing Away My Blues
Lucy In The Sky With Diamonds	Sixteen Tons
Mad World	Skye Boat Song
Mamma Mia	Sloop John B
Moondance	Soak Up The Sun
Mr. Bojangles	Stand By Me
Mrs. Robinson	Stuck In The Middle With You
Neutron Dance	Sunny Days
Norwegian Wood (This Bird Has Flown)	Sunshine Superman
Nowhere Man	Sway
Piano Man	Tennessee Whiskey
Psycho Killer	Those Were The Days
Purple People Eater	Till There Was You
Que Sera Sera (Whatever Will Be, Will Be)	Time In A Bottle
Red-Winged Blackbird (Key of F)	Tom Dooley
Red-Winged Blackbird (Key of G)	Twist and Shout
Rip It Up	Under The Boardwalk
Rock and Roll	Until It's Time For You To Go
Rock Around The Clock	V'la l'bon vent
Roll Over Beethoven	Walk Right In
Rolling In The Deep	The Water Bill
Sea Cruise	The Way You Make Me Feel
Season Of The Witch	Windy
Settin' The Woods On Fire	You Won't See Me
She's Not There (Simplified)	Your Mother Should Know
Shotgun	You've Got To Hide Your Love Away

Country/Folk Bass Pattern in D

G |-----|-----|-----|-----|-----|-----|
D |-----|-----|-----|-----|-----|-----|
A | -5-----| -5-----| -5---0---| -5-0-3-4-| -5-----| -5-----|
E |-----5---|-----5---|-----|-----|-----5---|-----5---|
| 1 2 3 4 | 1 2 3 4 | 1 2 3 4 | 1 2 3 4 | 1 2 3 4 | 1 2 3 4 |

Country/Folk Bass Pattern in C

G |-----|-----|-----|-----|-----|-----|
D |-----|-----|-----|-----0-2-| -3-----| -3-3-2-0-|
A | -3-----| -3---0-2-| -3-----| -3-3-----|-----3---|-----|
E |-----3---|---3-----|-----3---|-----|-----|-----|
| 1 2 3 4 | 1 2 3 4 | 1 2 3 4 | 1 2 3 4 | 1 2 3 4 | 1 2 3 4 |

12 Bar Blues – Walking Bass Line

12 Bar Blues - Walking Bass Line

A A A A

2 1 4 1 ... similar

5 D D A A

5 4 7 4 5 4 7 4 5 4 7 4

9 E D A A

7 6 9 6 5 4 7 4 5 4 7 4

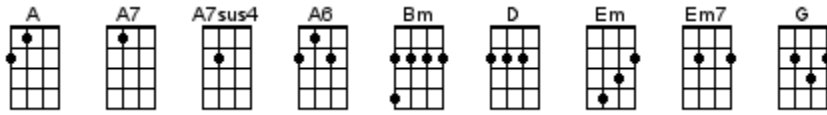
A Pittance Of Time

Written by Terry Kelly

Published by Jeffer Publishing-SOCAN

www.Terry-Kelly.com

TAB'd by Sharon B. for BUG



INTRO: / 1 2 3 / 1 2 3 /

	[D]	[Bm]	[G]	[A]	[G]	[A6]	[Em]	[A]	[A]
G	-----	-----	-----	-----	-----	-----	-----	-----	-----
D	-----	-----	-----	-----	-----	-----	-----	-----	-----
A	-5-----	-2-----	-----	-----	-----	-----	-----	-0-----	-0-----
E	-----	-----	-3-----	-5-----	-3-----	-2-----	-0-----	-----	-----
	1 2 3	1 2 3	1 2 3	1 2 3	1 2 3	1 2 3	1 2 3	1 2 3	1 2 3

	[D]	[Bm]	[G]	[A]	[D]	[Bm]	[G]	[A]
G	-----	-----	-----	-----	-----	-----	-----	-----
D	-----	-----	-----	-----	-----	-----	-----	-----
A	-5-----	-2-----	-----	-----	-5-----	-2-----	-----	-----
E	-----	-----	-3-----	-5-----	-----	-----	-3-----	-5-----
	1 2 3	1 2 3	1 2 3	1 2 3	1 2 3	1 2 3	1 2 3	1 2 3

They [D] fought and some [Bm] died for their [G] homeland [A]

They [D] fought and some [Bm] died now it's [G] our land [A]

	[G]	[A6]	[A]	[Bm]	[G]	[A6]	[Em]	[A]
G	-----	-----	-----	-----	-----	-----	-----	-----
D	-5-----	-4-----	-2-----	-----	-----	-----	-----	-----
A	-----	-----	-----	-2-----	-----	-----	-----	-0-----
E	-----	-----	-----	-----	-3-----	-2-----	-0-----	-----
	1 2 3	1 2 3	1 2 3	1 2 3	1 2 3	1 2 3	1 2 3	1 2 3

Look at [G] his little [A6] child, there's no [A] fear in her [Bm] eyes

Could he [G] not show re-[A6]spect, for other [Em] dads who have [A] died

	[D]	[A6]	[G]	[A]	[Bm]	[A6]	[Em]	[A]
G	-----	-----	-----	-----	-----	-----	-----	-----
D	-----	-----	-----	-----	-----	-----	-----	-----
A	-5-----	-----	-----	-0-----	-2-----	-----	-----	-0-----
E	-----	-2-----	-3-----	-----	-----	-2-----	-0-----	-----
	1 2 3	1 2 3	1 2 3	1 2 3	1 2 3	1 2 3	1 2 3	1 2 3

Take two [D] minutes, would you [A6] mind? It's a [G] pittance of [A] time

For the [Bm] boys and the [A6] girls who went [Em] o-[A]ver

	[D]	[A6]	[G]	[A]	[G]	[A6]	[Em]	[G]	[A]	[A7]
G	-----	-----	-----	-----	-----	-----	-----	-----	-----	-----
D	-----	-----	-----	-----	-----	-----	-----	-----	-----	-----
A	-5-----	-----	-----	-----	-----	-----	-----	-----	-----	-----
E	-----	-2-----	-3-----	-5-----	-3-----	-2-----	-0-----	-3-----	-5-----	-5-----
	1 2 3	1 2 3	1 2 3	1 2 3	1 2 3	1 2 3	1 2 3	1 2 3	1 2 3	1 2 3

In [D] peace may they [A6] rest, may we [G] never for-[A]get, why they [G] died [A6]

[Em] It's a [G] pittance of [A] time [A7]

[D] [Bm] [G] [A] [D] [Bm] [G] [A]
 G|-----|-----|-----|-----|-----|-----|-----|-----|
 D|-----|-----|-----|-----|-----|-----|-----|-----|
 A|-5-----|-2-----|-----|-----|-5-----|-2-----|-----|-----|
 E|-----|-----|-3-----|-5-----|-----|-----|-3-----|-5-----|
 | 1 2 3 | 1 2 3 | 1 2 3 | 1 2 3 | 1 2 3 | 1 2 3 | 1 2 3 | 1 2 3 |

God for-[D]give me for [Bm] wanting to [G] strike him [A]
 Give me [D] strength, so as [Bm] not to be [G] like [A] him

[G] [A6] [A] [Bm] [G] [A6] [Em] [A]
 G|-----|-----|-----|-----|-----|-----|-----|-----|
 D|-5-----|-4-----|-2-----|-----|-----|-----|-----|-----|
 A|-----|-----|-----|-2-----|-----|-----|-----|-0-----|
 E|-----|-----|-----|-----|-3-----|-2-----|-0-----|-----|
 | 1 2 3 | 1 2 3 | 1 2 3 | 1 2 3 | 1 2 3 | 1 2 3 | 1 2 3 | 1 2 3 |

My heart [G] pounds in my [A6] breast, fingers [A] pressed to my [Bm] lips
 My throat [G] wants to bawl [A6] out, my tongue [Em] barely re-[A]sists

[D] [A6] [G] [A] [Bm] [A6] [Em] [A]
 G|-----|-----|-----|-----|-----|-----|-----|-----|
 D|-----|-----|-----|-----|-----|-----|-----|-----|
 A|-5-----|-----|-----|-0-----|-2-----|-----|-----|-0-----|
 E|-----|-2-----|-3-----|-----|-----|-2-----|-0-----|-----|
 | 1 2 3 | 1 2 3 | 1 2 3 | 1 2 3 | 1 2 3 | 1 2 3 | 1 2 3 | 1 2 3 |

But two [D] minutes I will [A6] bide, it's a [G] pittance of [A] time
 For the [Bm] boys and the [A6] girls who went [Em] o-[A]ver

[D] [A6] [G] [A] [G] [A6] [Em] [G] [A] [A7]
 G|-----|-----|-----|-----|-----|-----|-----|-----|-----|-----|
 D|-----|-----|-----|-----|-----|-----|-----|-----|-----|-----|
 A|-5-----|-----|-----|-----|-----|-----|-----|-----|-----|-----|
 E|-----|-2-----|-3-----|-5-----|-3-----|-2-----|-0-----|-3-----|-5-----|-5-----|
 | 1 2 3 | 1 2 3 | 1 2 3 | 1 2 3 | 1 2 3 | 1 2 3 | 1 2 3 | 1 2 3 | 1 2 3 | 1 2 3 |

In [D] peace may they [A6] rest, may we [G] never for-[A]get
 Why they [G] died [A6]
 [Em] It's a [G] pittance of [A] time [A7]

INSTRUMENTAL:

[D] [Bm] [G] [A] [G] [A6] [Em] [A]
 G|-----|-----|-----|-----|-----|-----|-----|-----|
 D|-----|-----|-----|-----|-----|-----|-----|-----|
 A|-5-----|-2-----|-----|-----|-----|-----|-----|-0-----|
 E|-----|-----|-3-----|-5-----|-3-----|-2-----|-0-----|-----|
 | 1 2 3 | 1 2 3 | 1 2 3 | 1 2 3 | 1 2 3 | 1 2 3 | 1 2 3 | 1 2 3 |

[D] [Bm] [G] [A] [G] [A6] [Em] [A] ↓ < pause >
 G|-----|-----|-----|-----|-----|-----|-----|-----|
 D|-----|-----|-----|-----|-----|-----|-----|-----|
 A|-5-----|-2-----|-----|-----|-----|-----|-----|-0-----|
 E|-----|-----|-3-----|-5-----|-3-----|-2-----|-0-----|-----|
 | 1 2 3 | 1 2 3 | 1 2 3 | 1 2 3 | 1 2 3 | 1 2 3 | 1 2 3 | 1 2 3 |

[D]	[Bm]	[G]	[A]	[D]	[Bm]	[G]	[A]
G ----- ----- ----- ----- ----- ----- ----- -----	D ----- ----- ----- ----- ----- ----- -----	A -5----- -2----- ----- ----- -5----- -2----- -----	E ----- ----- -3----- -5----- ----- ----- -3----- -5-----	1 2 3 1 2 3 1 2 3 1 2 3 1 2 3 1 2 3 1 2 3 1 2 3			

Read the **[D]** letters and **[Bm]** poems of the **[G]** heroes at **[A]** home
 They have **[D]** casualties **[Bm]** battles, and **[G]** fears of their **[A]** own

[G]	[A6]	[A]	[Bm]	[G]	[A6]	[Em]	[A]
G ----- ----- ----- ----- ----- ----- ----- -----	D -5----- -4----- -2----- ----- ----- ----- -----	A ----- ----- ----- -2----- ----- ----- ----- -0-----	E ----- ----- ----- -3----- -2----- -0----- -----	1 2 3 1 2 3 1 2 3 1 2 3 1 2 3 1 2 3 1 2 3 1 2 3			

There's a **[G]** price to be **[A6]** paid, if you **[A]** go, if you **[Bm]** stay
 Freedom's **[G]** fought for and **[A6]** won, in **[Em]** numerous ways **[A]**

[D]	[A6]	[G]	[A]	[Bm]	[A6]	[Em]	[A]
G ----- ----- ----- ----- ----- ----- ----- -----	D ----- ----- ----- ----- ----- ----- ----- -----	A -5----- ----- ----- -0----- -2----- ----- ----- -0-----	E ----- -2----- -3----- ----- ----- -2----- -0----- -----	1 2 3 1 2 3 1 2 3 1 2 3 1 2 3 1 2 3 1 2 3 1 2 3			

Take two **[D]** minutes, would you **[A6]** mind? It's a **[G]** pittance of **[A]** time
 For the **[Bm]** boys and the **[A6]** girls, all **[Em]** o-**[A]**ver

[D]	[A6]	[G]	[A]	[G]	[A6]
G ----- ----- ----- ----- ----- -----	D ----- ----- ----- ----- ----- -----	A -5----- ----- ----- ----- ----- -----	E ----- -2----- -3----- -5----- -3----- -2-----	1 2 3 1 2 3 1 2 3 1 2 3 1 2 3 1 2 3	

[Em]	[G]	[A]	[A7]	[Em7]	[A7]
G ----- ----- ----- ----- ----- -----	D ----- ----- ----- ----- ----- -----	A ----- ----- ----- ----- ----- -0-----	E -0----- -3----- -5----- -5----- -0----- -----	1 2 3 1 2 3 1 2 3 1 2 3 1 2 3 1 2 3	

May we **[D]** never for-**[A6]**get, our **[G]** young become **[A]** vets, at the **[G]** end of the **[A6]** line
[Em] It's a **[G]** pittance of **[A7sus4]** time **[A7]** / **[Em7]** / **[A7]**

[D]	[Bm]	[G]	[A]	[D]	[Bm]	[G]	[A]
G ----- ----- ----- ----- ----- ----- ----- -----	D ----- ----- ----- ----- ----- ----- ----- -----	A -5----- -2----- ----- ----- -5----- -2----- -----	E ----- ----- -3----- -5----- ----- ----- -3----- -5-----	1 2 3 1 2 3 1 2 3 1 2 3 1 2 3 1 2 3 1 2 3 1 2 3			

It takes **[D]** courage to **[Bm]** fight, in your **[G]** own war **[A]**
 It takes **[D]** courage to **[Bm]** fight, someone **[G]** else's **[A]** war

[G] [A6] [A] [Bm] [G] [A6] [Em] [A]
 G|-----|-----|-----|-----|-----|-----|-----|-----|
 D|-5-----|-4-----|-2-----|-----|-----|-----|-----|-----|
 A|-----|-----|-----|-2-----|-----|-----|-----|-0-----|
 E|-----|-----|-----|-----|-3-----|-2-----|-0-----|-----|
 | 1 2 3 | 1 2 3 | 1 2 3 | 1 2 3 | 1 2 3 | 1 2 3 | 1 2 3 | 1 2 3 |

Our [G] peacekeepers [A6] tell of their [A] own living [Bm] hell
 They bring [G] hope to foreign [A6] lands that hate [Em] mongers can't [A] kill

[D] [A6] [G] [A] [Bm] [A6] [Em] [A]
 G|-----|-----|-----|-----|-----|-----|-----|-----|
 D|-----|-----|-----|-----|-----|-----|-----|-----|
 A|-5-----|-----|-----|-0-----|-2-----|-----|-----|-0-----|
 E|-----|-2-----|-3-----|-----|-----|-2-----|-0-----|-----|
 | 1 2 3 | 1 2 3 | 1 2 3 | 1 2 3 | 1 2 3 | 1 2 3 | 1 2 3 | 1 2 3 |

Take two [D] minutes, would you [A6] mind? It's a [G] pittance of [A] time
 For the [Bm] boys and the [A6] girls who go [Em] o-[A]ver

[D] [A6] [G] [A] [G] [A6] [Em] [Em] [A] [A7]↓
 G|-----|-----|-----|-----|-----|-----|-----|-----|-2-----|-----|
 D|-----|-4-----|-5-----|-7-----|-5-----|-4-----|-2-----|-2-----|-----|-----|
 A|-5-----|-----|-----|-----|-----|-----|-----|-----|-----|-0-----|
 E|-----|-----|-----|-----|-----|-----|-----|-----|-----|-----|
 | 1 2 3 | 1 2 3 | 1 2 3 | 1 2 3 | 1 2 3 | 1 2 3 | 1 2 3 | 1 2 3 | 1 2 3 | 1 2 3 |

In [D] peace time our [A6] best, still [G] don battle [A] dress
 And lay their [G] lives, on the [A6] line
 [Em] It's a [Em] pittance of [A] time [A7]↓

[D]↓ [A6]↓ [G]↓ [A]↓ [G] [A6]
 G|-----|-----|-----|-----|-----|-----|
 D|-----|-4-----|-5-----|-7-----|-5-----|-4-----|
 A|-5-----|-----|-----|-----|-----|-----|
 E|-----|-----|-----|-----|-----|-----|
 | 1 2 3 | 1 2 3 | 1 2 3 | 1 2 3 | 1 2 3 | 1 2 3 |
 [Em] [G] [A7sus4] [A7] [Em7] [A]↓
 G|-----|-0-----|-2-----|-2-----|-----|-----|
 D|-2-----|-----|-----|-----|-2-----|-----|
 A|-----|-----|-----|-----|-----|-0-----|
 E|-----|-----|-----|-----|-----|-----|
 | 1 2 3 | 1 2 3 | 1 2 3 | 1 2 3 | 1 2 3 | 1 2 3 |

In [D]↓ peace may they [A6]↓ rest[G]↓, lest we for-[A]↓get, why they [G] died [A6]
 [Em] Take a [G] pittance of [A7sus4] time [A7] / [Em7] / [A]↓

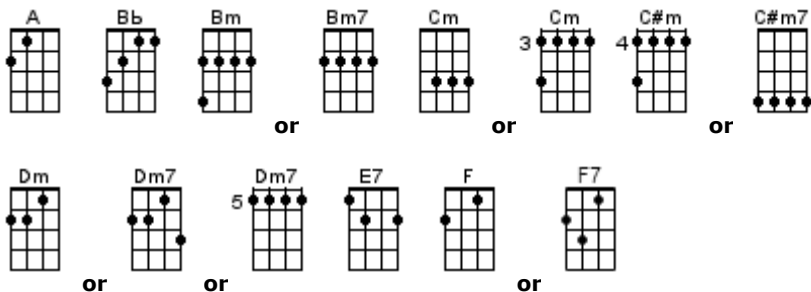
< SLOW - 2 beats each bar >

[D]↓ [A6]↓ [G]↓ [A6]↓ [G]↓ [A]↓ [D]↓
 G|-----|-----|-----|-----|-----|-----|
 D|-----|-----|-----|-----|-----|-----|
 A|-5-----|-----|-----|-----|-----|-----|-5-----|
 E|-----|-2-----|-3-----|-2-----|-3-----|-5-----|
 | 1 2 | 1 2 | 1 2 | 1 2 | 1 2 | 1 2 | 1 2 |

A Groovy Kind Of Love

Toni Wine, Carole Bayer Sager 1965 (as recorded by The Mindbenders)

UBass



INTRO: / 1 2 3 4 /

[A] [E7] [A]↓

D|-----0-----| -2---2---0-----|-----|-----|

A|-----0-2-4---|-----4-2-0-|-----0-----|-----0-----|

E|-----|-----| -4---4-----4-2-4-|-----|

| 1 + 2 + 3 + 4 + | 1 + 2 + 3 + 4 + | 1 + 2 + 3 + 4 + | 1 + 2 +

When I'm feeling [A] blue, all I have to [E7] do
 Is take a look at [A] you, then I'm not so [Bm7] blue
 When you're close to [Bm7] me, I can feel your [C#m7] heart beat
 I can hear you [Bm7] breathing in my [E7] ear
 Wouldn't you a-[A]gree, baby you and [E7] me
 Got a groovy kind of [A] love (groovy kind of [Bm7] love)
 We got a groovy kind of [A] love (groovy kind of [Bm7] love)

Any time you [A] want to, you can turn me [E7] on to
 Anything you [A] want to, any time at [Bm7] all
 When I kiss your [Bm7] lips, oo I start to [C#m7] shiver
 Can't control the [Bm7] quivering in-[E7]side
 Wouldn't you a-[A]gree, baby you and [E7] me
 Got a groovy kind of [A] love (groovy kind of [Bm7] love)
 We got a groovy kind of [A]↓ love

D|-----0-1-|

A|-----1-3-----|

E|-----|

| 1 + 2 + 3 + 4 + |

[Bb] [F7] [Bb] [F7]

D| -3---3---1-0-----|-----|-----|-----|

A|-----3-1-| -0---0---1-0---0-| -1---1---3-1-0-1-| -3-----|

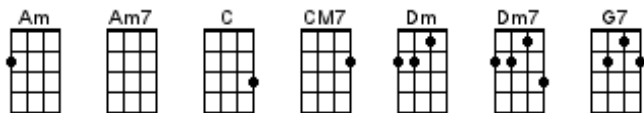
E|-----|-----3-|-----|

| 1 + 2 + 3 + 4 + | 1 + 2 + 3 + 4 + | 1 + 2 + 3 + 4 + | 1 + 2 +

When I'm in your [Cm] arms, nothing seems to [Dm7] matter
 My whole world could [Cm] shatter, I don't [F7] care
 Wouldn't you a-[Bb]gree, baby you and [F7] me
 Got a groovy kind of [Bb] love (groovy kind of [F7] love)
 We've got a groovy kind of [Bb] love (groovy kind of [F7] love)
 We've got a groovy kind of [Bb] love [Bb]↓

A Place In The Sun

Ron Miller, Bryan Wells 1966 (recorded by Stevie Wonder at age 16)



INTRO: / 1 2 3 4 / 1 2

I got to / [Dm7] find me a / [G7] place in the / [C] sun [G7] / [C]

G: |-----7-9- | 10---7-5- | -4---9-7- | -5----- | -5
D: |----- | ----- | ----- | -----5--- |
| 1 2 3 4 | 1 2 3 4 | 1 2 3 4 | 1 2 3 4 |

Like a [Dm7] long, lonely [G7] stream
I keep [C] runnin' towards a [Am] dream
Movin' [Dm7] on (movin' [G7] on) movin' [C] on (movin' [C] on)
Like a [Dm7] branch on a [G7] tree
I keep [C] reachin' to be [Am] free
Movin' [Dm7] on (movin' [G7] on) movin' [C] on (movin' [C] on)

CHORUS:

'Cause there's a [Dm7] place in the [G7] sun
Where there's [C] hope for every-[Am]one
Where my [Dm] poor restless [G7] heart's gotta / [C] run [Cmaj7B] / [Am7]
There's a [Dm7] place in the [G7] sun
And be-[C]fore my life is [Am] done
Got to [Dm7] find me a [G7] place in the [C] sun [G7] / [C]

Like an [Dm7] old dusty [G7] road
I get [C] weary from the [Am] load
Movin' [Dm7] on (movin' [G7] on) movin' [C] on (movin' [C] on)
Like this [Dm7] tired troubled [G7] earth
I've been [C] rollin' since my [Am] birth
Movin' [Dm7] on (movin' [G7] on) movin' [C] on (movin' [C] on)

CHORUS:

There's a [Dm7] place in the [G7] sun
Where there's [C] hope for every-[Am]one
Where my [Dm] poor restless [G7] heart's, gotta / [C] run [Cmaj7B] / [Am7]
I know there's a [Dm7] place in the [G7] sun
And be-[C]fore my life is [Am] done
Got to [Dm7] find me a [G7] place in the [C] sun [G7] / [C]

< TWO PARTS together >

GROUP (softly): Got to [Dm] find me a [G7] place in the [C] sun [C]

LEADER (spoken): You know when [Dm] times are bad, and you're [G7] feelin' sad
I want you to [C] always remember [C]

CHORUS:

Yes there's a [Dm7] place in the [G7] sun

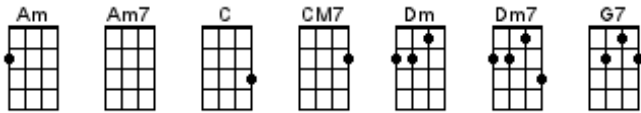
Where there's [C] hope for every-[Am]one

Where my [Dm] poor restless [G7] heart's, gotta / [C] run [Cmaj7B] / [Am7]

I know there's a [Dm7] place in the [G7] sun

And be-[C]fore my life is [Am] done

Got to [Dm7] find me a [G7] place in the [C] sun [C]↓

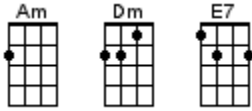


www.bytownukulele.ca

[BACK TO SONGLIST](#)

Abacadabra v.1

Steve Miller 1982 (recorded by The Steve Miller Band)



INSTRUMENTAL INTRO: / 1 2 3 4 /

RIFF #1 OVER INTRO (x2)

```
G|-----|-----|-----|-----|
D|-----2-----|-----2-----|-----2-----|-----|
A|---0-3-----|---3-0-----|---0-3-----|-----|
E|-----|-----|-----3-|-5-5-3-5-----|
| 1 + 2 + 3 + 4 + | 1 + 2 + 3 + 4 + | 1 + 2 + 3 + 4 + | 1 + 2 + 3 + 4 + |
```

[Am] / [Am] / [Am] / [Am] /
[Am] / [Am] / [Am] / [Am] /

RIFF #2 (x3)

```
G|-----|-----2-----|-----|-----|-----|
D|-----2-----|---0-3-----|-----|-----2-----|-----|
A|---0-3-----|-----|-----2-----|---0-3-----|-0-|
E|-----|-----|---0-4-----|-----0-----|-----|
| 1 + 2 + 3 + 4 + | 1 + 2 + 3 + 4 + | 1 + 2 + 3 + 4 + | 1 + 2 + 3 + 4 + | 1 |
```

[Am] I heat up, I **[Dm]** can't cool down
[E7] You got me spinnin' **[Am]** round and round
[Am] Round and round and **[Dm]** round it goes
[E7] Where it stops **[Am]** nobody knows

[Am] Every time you **[Dm]** call my name
[E7] I heat up like a **[Am]** burnin' flame

RIFF #3

```
G|-----|-----2-----7---|-----|-----|-----|
D|-----2-----|---0-3-----|-----|-----|-----|
A|---0-3-----|-----|-----|-----|-----|-0-|
E|-----|-----|---0-0---0-0---0-0-|---0-0---0-0-----|
| 1 + 2 + 3 + 4 + | 1 + 2 + 3 + 4 + | 1 + 2 + 3 + 4 + | 1 + 2 + 3 + 4 + | 1 |
```

[Am] Burnin' flame **[Dm]** full of desire
[E7] Kiss me baby, let the fire get higher

CHORUS:

RIFF #2 (x5)

```
G|-----|-----2-----|-----|-----|-----|
D|-----2-----|---0-3-----|-----|-----2-----|-----|
A|---0-3-----|-----|-----2-----|---0-3-----|-0-|
E|-----|-----|---0-4-----|-----0-----|-----|
| 1 + 2 + 3 + 4 + | 1 + 2 + 3 + 4 + | 1 + 2 + 3 + 4 + | 1 + 2 + 3 + 4 + | 1 |
```

A-**[Am]**bra-abra-ca-**[Dm]**dabra
[E7] I want to reach out and **[Am]** grab ya
A-**[Am]**bra-abra-ca-**[Dm]**dabra
[E7] Abraca-**[Am]**dabra

[Am] You make me hot, you **[Dm]** make me sigh
[E7] You make me laugh, you **[Am]** make me cry
[Am] Keep me burnin' **[Dm]** for your love
[E7] With the touch of a **[Am]** velvet glove

CHORUS:

A-[Am]bra-abra-ca-[Dm]dabra
[E7] I want to reach out and [Am] grab ya

RIFF #4

```

G|-----2-----7---|-----|-----|-----|
D|-----2-----|---0-3-----|-----|-----2-----|
A|---0-3-----|-----|-----2-----|---0-3-----|-0-|
E|-----|-----|-0-0-4-----|-----0-----|
  | 1 + 2 + 3 + 4 + | 1 + 2 + 3 + 4 + | 1 + 2 + 3 + 4 + | 1 + 2 + 3 + 4 + | 1 |

```

A-[Am]bra-abra-ca-[Dm]dabra
[E7] Abraca-[Am]dabra

RIFF #2 (x8)

```

G|-----2-----|-----|-----|-----|
D|-----2-----|---0-3-----|-----|-----2-----|
A|---0-3-----|-----|-----2-----|---0-3-----|-0-|
E|-----|-----|-0-4-----|-----0-----|
  | 1 + 2 + 3 + 4 + | 1 + 2 + 3 + 4 + | 1 + 2 + 3 + 4 + | 1 + 2 + 3 + 4 + | 1 |

```

[Am] I feel the magic in [Dm] your caress
[E7] I feel magic when I [Am] touch your dress
[Am] Silk and satin [Dm] leather and lace
[E7] Black panties with an [Am] angel's face

[Am] I can see magic [Dm] in your eyes
[E7] I hear the magic [Am] in your sighs
[Am] Just when I think I'm gonna [Dm] get away
[E7] I hear those words that [Am] you always say

CHORUS:

A-[Am]bra-abra-ca-[Dm]dabra
[E7] I want to reach out and [Am] grab ya
A-[Am]bra-abra-ca-[Dm]dabra
[E7] Abraca-[Am]dabra

[Am] Every time you [Dm] call my name
[E7] I heat up like a [Am] burnin' flame
[Am] Burnin' flame [Dm] full of desire

RIFF #5

```

G|---|---0-0---0-0---0-|-0---0-0-----|---0-0---0-0---0-|-0---0-0-----|
D|---|-----|-----|-----|-----|
A|-0-|-----|-----|-----|-----|
E|---|-----|-----|-----|-----|
  + | 1 + 2 + 3 + 4 + | 1 + 2 + 3 + 4 + | 1 + 2 + 3 + 4 + | 1 + 2 + 3 + 4 + |

```

[E7] Kiss me baby, let the fire get higher [E7]
[E7] Yeah, yeah, yea-ah!

INSTRUMENTAL:

RIFF #2 (x2)

```
G|-----|-----2-----|-----|-----|----|
D|-----2-----|---0-3-----|-----|-----2-----|----|
A|---0-3-----|-----|-----2-----|---0-3-----|-0-|
E|-----|-----|---0-4-----|-----0-----|----|
  | + 2 + 3 + 4 + | 1 + 2 + 3 + 4 + | 1 + 2 + 3 + 4 + | 1 + 2 + 3 + 4 + | 1 |
```

[Am] I heat up, I **[Dm]** can't cool down

[E7] You got me spinnin' **[Am]** round and round

[Am] Round and round and **[Dm]** round it goes

[E7] Where it stops **[Am]** nobody knows

RIFF #1 (x2)

```
G|-----|-----|-----|-----|
D|-----2-----|---2-----|-----2-----|-----|
A|---0-3-----|---3-0-----|---0-3-----|-----|
E|-----|-----|-----3-|-5-5-3-5-----|
  | 1 + 2 + 3 + 4 + | 1 + 2 + 3 + 4 + | 1 + 2 + 3 + 4 + | 1 + 2 + 3 + 4 + |
```

[Am] I heat up, I can't cool down

[Am] My situation goes round and round

[Am] I heat up, I can't cool down

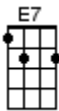
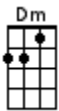
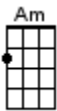
[Am] My situation goes round and round

RIFF #1 OVER OUTRO

```
G|-----|-----|-----|-----|
D|-----2-----|---2-----|-----2-----|-----|
A|---0-3-----|---3-0-----|---0-3-----|-----|
E|-----|-----|-----3-|-5-----|
  | 1 + 2 + 3 + 4 + | 1 + 2 + 3 + 4 + | 1 + 2 + 3 + 4 + | 1 + 2 + 3 + 4 + |
```

[Am] I heat up, I can't cool down

[Am] My situation goes **[Am]**↓ round

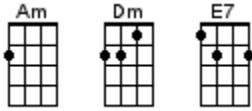


www.bytownukulele.ca

[BACK TO SONGLIST](#)

Abacadabra v.2

Steve Miller 1982 (recorded by The Steve Miller Band)



INSTRUMENTAL INTRO: / 1 2 3 4 /

RIFF #1 OVER INTRO (x2)

```
A|-----|-----|-----|-----|
E|-----|-----|-----|-----|
C|-----7-----|---7-----|-----7-----|-----|
G|---5-8-----|---8-5-----|---5-8-----3-|-5-5-3-5-----|
| 1 + 2 + 3 + 4 + | 1 + 2 + 3 + 4 + | 1 + 2 + 3 + 4 + | 1 + 2 + 3 + 4 + |
```

[Am] / [Am] / [Am] / [Am] /
[Am] / [Am] / [Am] / [Am] /

RIFF #2 (x3)

```
G|-----|-----|-----|-----|---|
D|-----|-----7-----|-----|-----|---|
A|-----7-----|---5-8-----|-----2-----|-----7-----|---|
E|-5-8-----|-----|---0-4-----|---5-8-----0-----|-5-|
| + 2 + 3 + 4 + | 1 + 2 + 3 + 4 + | 1 + 2 + 3 + 4 + | 1 + 2 + 3 + 4 + | 1 |
```

[Am] I heat up, I **[Dm]** can't cool down
[E7] You got me spinnin' **[Am]** round and round
[Am] Round and round and **[Dm]** round it goes
[E7] Where it stops **[Am]** nobody knows

[Am] Every time you **[Dm]** call my name
[E7] I heat up like a **[Am]** burnin' flame

RIFF #3

```
G|-----|-----7---|-----|-----|---|
D|-----|-----7-----|-----|-----|---|
A|-----7-----|---5-8-----|-----|-----|---|
E|-5-8-----|-----|---0-0---0-0---0-0-|---0-0---0-0-----|-5-|
| + 2 + 3 + 4 + | 1 + 2 + 3 + 4 + | 1 + 2 + 3 + 4 + | 1 + 2 + 3 + 4 + | 1 |
```

[Am] Burnin' flame **[Dm]** full of desire
[E7] Kiss me baby, let the fire get higher

CHORUS:

RIFF #2 (x5)

```
G|-----|-----|-----|-----|---|
D|-----|-----7-----|-----|-----|---|
A|-----7-----|---5-8-----|-----2-----|-----7-----|---|
E|-5-8-----|-----|---0-4-----|---5-8-----0-----|-5-|
| + 2 + 3 + 4 + | 1 + 2 + 3 + 4 + | 1 + 2 + 3 + 4 + | 1 + 2 + 3 + 4 + | 1 |
```

A-**[Am]**bra-abra-ca-**[Dm]**dabra
[E7] I want to reach out and **[Am]** grab ya
A-**[Am]**bra-abra-ca-**[Dm]**dabra
[E7] Abraca-**[Am]**dabra

[Am] You make me hot, you **[Dm]** make me sigh
[E7] You make me laugh, you **[Am]** make me cry
[Am] Keep me burnin' **[Dm]** for your love
[E7] With the touch of a **[Am]** velvet glove

INSTRUMENTAL:

RIFF #2 (x2)

```

G|-----|-----|-----|-----|---|
D|-----7-----|-----|-----|-----|---|
A|-----7-----|---5-8-----|-----2-----|-----7-----|---|
E|-5-8-----|-----|---0-4-----|---5-8-----0-----|-5-|
  | + 2 + 3 + 4 + | 1 + 2 + 3 + 4 + | 1 + 2 + 3 + 4 + | 1 + 2 + 3 + 4 + | 1 |

```

[Am] I heat up, I **[Dm]** can't cool down
[E7] You got me spinnin' **[Am]** round and round
[Am] Round and round and **[Dm]** round it goes
[E7] Where it stops **[Am]** nobody knows

RIFF #1 (x2)

```

A|-----|-----|-----|-----|
E|-----|-----|-----|-----|
C|-----7-----|---7-----|-----7-----|-----|
G|---5-8-----|---8-5-----|---5-8-----3-|-5-5-3-5-----|
  | 1 + 2 + 3 + 4 + | 1 + 2 + 3 + 4 + | 1 + 2 + 3 + 4 + | 1 + 2 + 3 + 4 + |

```

[Am] I heat up, I can't cool down
[Am] My situation goes round and round
[Am] I heat up, I can't cool down
[Am] My situation goes round and round

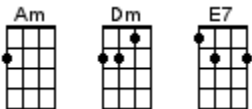
RIFF #1 OVER OUTRO

```

A|-----|-----|-----|-----|
E|-----|-----|-----|-----|
C|-----7-----|---7-----|-----7-----|-----|
G|---5-8-----|---8-5-----|---5-8-----3-|-5-----|
  | 1 + 2 + 3 + 4 + | 1 + 2 + 3 + 4 + | 1 + 2 + 3 + 4 + | 1 + 2 + 3 + 4 + |

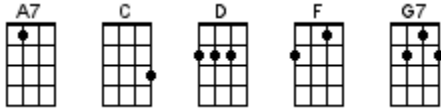
```

[Am] I heat up, I can't cool down
[Am] My situation goes **[Am]**↓ round



Addams Family Theme

Vic Mizzy 1964



INTRO: / 1 2 3 4 / 1 2 3

**[G7A B]/[C] ↓ <TAP> <TAP> [A7B C#]/[D] ↓ <TAP> <TAP>
[A7B C#]/[D] ↓ [A7B C#] [D] ↓ [G7A B]/[C] ↓ <TAP> <TAP>**

**[G7A B]/[C] ↓ <TAP> <TAP> [A7B C#]/[D] ↓ <TAP> <TAP>
[A7B C#]/[D] ↓ [A7B C#][D] ↓ [G7A B]/[C] ↓ <TAP> <TAP>**

[G7] ↓ They're **[C]** creepy and they're **[F]** kooky
My-**[G7]**sterious and **[C]** spooky
They're **[C]** altogether **[F]** ooky
The **[G7]** Addams fami-**[C]**ly

Their **[C]** house is a mu-**[F]**seum
When **[G7]** people come to **[C]** see 'em
They **[C]** really are a **[F]** scre-am
The **[G7]** Addams fami-**[C]**ly

**[G7A B]/[C] ↓ <TAP> <TAP> Neat!
[A7B C#]/[D] ↓ <TAP> <TAP> Sweet!
[A7B C#]/[D] ↓ [A7B C#][D] ↓ [G7A B]/[C] ↓ <TAP> Pe-<TAP>-tite!**

[G7] ↓ So **[C]** get a witch's **[F]** shawl on
A **[G7]** broomstick you can **[C]** crawl on
We're **[C]** gonna pay a **[F]** call on
The **[G7]** Ad...dams fami-**[C]**ly **<TAP> <TAP>**

**[G7A B]/[C] ↓ <Roto tom> [A7B C#]/[D] ↓ <Bugle horn>
[A7B C#]/[D] ↓ [A7B C#] [D] ↓ [G7A B]/[C] ↓ <Slide Whistle>**

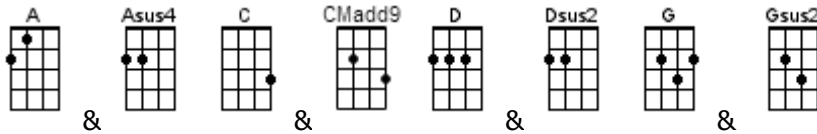
**[G7A B]/[C] ↓ <Block> [A7B C#]/[D] ↓ <Shrek siren>
[A7B C#]/[D] ↓ [A7B C#][D] ↓ [G7A B]/[C] ↓ <Duck call>**

www.bytownukulele.ca

[BACK TO SONGLIST](#)

Ahead By A Century

The Tragically Hip 1996 (Rob Baker, Gord Downie, Johnny Fay, Paul Langlois, Gord Sinclair)



UBass: 2nd position

INTRO: / 1 2 3 4 /

Typ. [1 &3] on root

[D]	[D]	[D]	[D]
G -----0-----	G -----0-----	G -----0-----	G -----0-----
D -2-----0-----2-	D -2-----0-----2-	D -2-----0-----2-	D -2-----0-----2-
A -----	A -----	A -----	A -----
E -----	E -----2-----2-1-2-1-2-	E -----2-----2-1-2-1-2-	E -----2-----2-1-2-1-2-
1 + 2 + 3 + 4 +	1 + 2 + 3 + 4 +	1 + 2 + 3 + 4 +	1 + 2 + 3 + 4 +

[D]	[D]	[D]	[D]
G -----0-----	G -----0-----	G -----0-----	G -----0-----
D -2-----0-----2-	D -2-----0-----2-	D -2-----0-----2-	D -2-----0-----2-
A -----	A -----	A -----	A -----
E -----	E -----2-----2-1-2-1-2-	E -----2-----2-1-2-1-2-	E -----2-----2-1-2-1-2-
1 + 2 + 3 + 4 +	1 + 2 + 3 + 4 +	1 + 2 + 3 + 4 +	1 + 2 + 3 + 4 +

[D] First thing we'd [D] climb a tree
 [D] And maybe [D] then we'd talk
 [D] Or sit [D] silently
 [D] And listen [D] to our thoughts

[C] Illusions of [C] someday
 [D] Casting a [D] golden light
 [C] No dress re-[C]hearsal
 [D] This is [D] our life

[D]	[D]	[D]	[D]
G -----0-----	G -----0-----	G -----0-----	G -----0-----
D -2-----0-----2-	D -2-----0-----2-	D -2-----0-----2-	D -2-----0-----2-
A -----	A -----	A -----	A -----
E -----	E -----2-----2-1-2-1-2-	E -----2-----2-1-2-1-2-	E -----2-----2-1-2-1-2-

[D] And that's where the [D] hornet stung me [C]
 And I [C] had a feverish [D] dream
 [D] With revenge and [C] doubt
 To-[C]night we smoke them [D] ou-ou-ou-out [D]

[A] You are a-[A]head by a century
 [G] You are a-[G]head by a century
 [A] You are a-[A]head by a century

[G]↓	[G]↓	[G]↓		
1 + 2 + 3 + 4 +	1	2	3	4

[D]	[D]	[D]	[D]
G -----0-----	G -----0-----	G -----0-----	G -----0-----
D -2-----0-----2-	D -2-----0-----2-	D -2-----0-----2-	D -2-----0-----2-
A -----	A -----	A -----	A -----
E -----	E -----2-----2-1-2-1-2-	E -----2-----2-1-2-1-2-	E -----2-----2-1-2-1-2-

[D]	[D]	[D]	[D]
G -----0----- ----- -----0----- -----			
D -2-----0-----2- ----- -----0-----2- -----			
A ----- ----- ----- -----			
E ----- ---2---2-1-2-1-2- ----- ---2---2-1-2-1-2-			

[D] Stare in the [D] morning shroud
 [D] And then the [D] day began
 [D] I til-[D]ted your cloud
 [D] You til-[D]ted my hand
 [C] Rain falls in [C] real time
 [D] And rain fell [D] through the night
 [C] No dress re-[C]hearsal
 [D] This is [D] our life

[D] / [D] / [D] / [D] /

[D] But that's when the [D] hornet stung me [C]
 And [C] I had a serious [D] dream
 [D] With revenge and [C] doubt
 To-[C]night we smoke them [D] ou-ou-ou-out [D]

[A] You are a-[A]head by a century
 [G] You are a-[G]head by a century
 [A] You are a-[A]head by a century

[G]↓	[G]↓	[G]↓	[G]	
1 + 2 + 3 + 4 +	1 + 2 + 3 + 4 +			

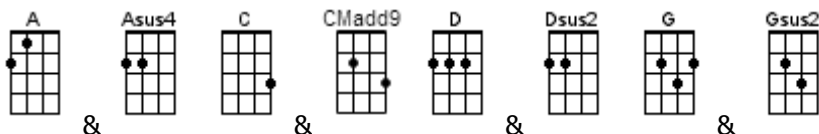
[A] You are a-[A]head by a century
 [G] You are a-[G]head by a century
 [A] You are a-[A]head by a century

[G]↓	[G]↓	[G]↓	and disappointment is
1 + 2 + 3 + 4 +			

[D] gettin' me down	[D]	[D]	[D]
G -----0----- ----- -----0----- -----			
D -2-----0-----2- ----- -----0-----2- -----			
A ----- ----- ----- -----			
E ----- ---2---2-1-2-1-2- ----- ---2---2-1-2-1-2-			

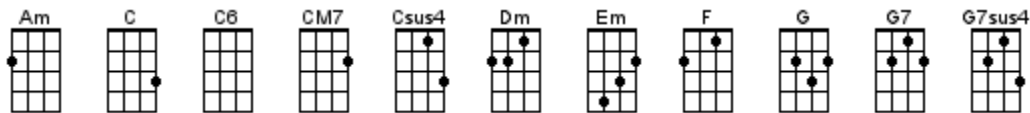
[D]	[D]	[D]	[D]
G -----0----- ----- -----0----- -----			
D -2-----0-----2- ----- -----0-----2- -----			
A ----- ----- ----- -----			
E ----- ---2---2-1-2-1-2- ----- ---2---2-1-2-1-2-			

[D]	[D]	[D]	[D]	[D]↓
G -----0----- ----- -----0----- -----				
D -2-----0-----2- ----- -----0-----2- -----				
A ----- ----- ----- -----				
E ----- ---2---2-1-2-1-2- ----- ---2---2-1-2-1-2-				



Annie's Song

John Denver 1974



Riff over intro:

[C] [Csus4] [C] [Csus4] [C] [Csus4] [C] You [Csus4] fill up my
D|-5-----|-3-----|-2-----|-0-----|-----|-----|-----|(5)-----
A|-----|-----|-----|-----|-3-----|-2-----|-0-----|-----
E|-----|-----|-----|-----|-----|-----|-----|-3-----

INTRO: / 1 2 3 / 1 2 3 /

[CG'] / [Csus4F'] / [CE'] / [Csus4D'] / [C,] / [Csus4B,] / [CA,]

You [Csus4G,] fill up my [F'] sen-[G']ses [A'm]
Like a [F'] night in a [C,] forest [Cmaj7B,] / [C6A,]
Like the [Cmaj7B,] mountains in [F'] spring-[E'm]time [D'm]
Like a [F'] walk in the [G'7] rain [G7sus4D,] / [G'7]
Like a [G7sus4G'] storm in the [F'] de-[G']sert [A'm]
Like a [F'] sleepy blue [C'] ocean [Cmaj7B'] / [C6A']
You [Cmaj7G'] fill up my [F'] sen-[E'm]ses [D'm]
Come [G'7] fill me a-[C,]gain [Csus4F'] / [C,] /

CHORUS:

[Csus4G,] Come let me [F'] love [G'] you [A'm]
Let me [F'] give my life [C,] to you [Cmaj7B'] / [C6A,]
Let me [Cmaj7B,] drown in your [F'] laugh-[E'm]ter [D'm]
Let me [F'] die in your [G'7] arms [G7sus4D,] [G'7]
Let me [G7sus4C'] lay down be-[F']side [G'] you [A'm]
Let me al-[F']ways be [C'] with you [Cmaj7B'] / [C6A']
[Cmaj7G'] Come let me [F'] love [E'm] you [D'm]
Come [G'7] love me a-[C,]gain [Csus4F'] / [C,]

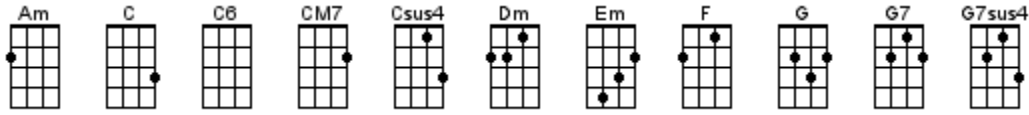
INSTRUMENTAL:

You [Csus4G,] fill up my [F'] sen-[G']ses [A'm]
Like a [F'] night in a [C,] forest [Cmaj7B,] / [C6A,]
Like a [Cmaj7B,] mountain in [F'] spring-[E'm]time [D'm]
Like a [F'] walk in the [G'7] rain [G7sus4D,] / [G'7]
Like a [G7sus4G'] storm in the [F'] de-[G']sert [A'm]

Let me [F'] give my life [C'] to you [Cmaj7B'] / [C6A']
[Cmaj7G'] Come let me [F'] love [E'm] you [D'm]
Come [G'7] love me a-[C,]gain [Csus4F'] / [C,]

CHORUS:

You [Csus4G,] fill up my [F'] sen-[G']ses [A'm]
Like a [F'] night in a [C,] forest [Cmaj7B,] / [C6A,]
Like the [Cmaj7B,] mountains in [F'] spring-[E'm]time [D'm]
Like a [F'] walk in the [G'7] rain [G7sus4D,] / [G'7]
Like a [G7sus4G'] storm in the [F'] de-[G']sert [A'm]↓
Like a sleepy blue [C'] ocean [Cmaj7B'] / [C6A']
You [Cmaj7G'] fill up my [F'] sen-[E'm]ses [D'm]
Come [G'7] fill me a-[C,]gain [Csus4F'] / [CE'] / [Csus4D'] / [C] / [Csus4F'] / [C]↓



www.bytownukulele.ca

[BACK TO SONGLIST](#)

All That Heaven Will Allow (with riff ending)

INTRO: / 1 2 3 4 / [C C] / [C C] / [GB B] / [GB B] / [DA A] / [DA]↓

I got a dollar in my [G] pocket
 [C] There ain't a cloud up a-[G]bove
 [D] I got a picture in a [G] locket
 [C] Mm, that says baby I [D] love you
 [D] Well if you didn't look [C] then, boys
 [C] Then fellas don't go lookin' [G] now
 [G] Mm, well here she comes a-[C]walkin'
 [D] And all that heaven will al-[G]low

[D] Say hey there Mister [G] Bouncer
 [C] Now all I wanna do is [G] dance
 [D] But I swear I left my [G] wallet
 [C] Back home in my working [D] pants
 [D] C'mon Slim just slip me [C] in, man
 [C] I'll make it up to you some-[G]how
 [G] I can't be late I got a [C] date
 [D] With all that heaven will al-[G]low

BRIDGE:

[G] Rain and storm and [C] dark skies
 [C] Well now they don't mean a [Em] thing
 [Em] If you got a girl that [C] loves you
 [D] And who wants to wear your [G] ring
 [G] So c'mon Mister [C] Trouble
 [C] We'll make it through you some-[Em]how
 [Em] We'll fill this house with all the [C] love
 [D] And all that heaven will al-[G]low

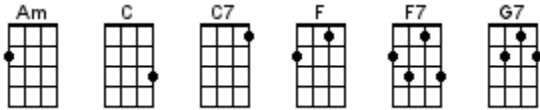
[D7] Now some may wanna die [G] young, man
 [C] Young and glorious-[G]ly
 [D] Get it straight now [G] Mister
 [C] Hey buddy that ain't [D] me
 [D7] 'Cause I got something on my [C] mind, yeah
 [C] That sets me straight and walkin' [G] proud
 [G] And I want all the [C] time
 [D] And all that heaven will al-[G]low
 [Gmaj7] Yeah I want all the [Am7] time
 [D] And all that heaven will al-

[C] low	[C]	[Gmaj7]	[Gmaj7]
G -0-----7-----	-2-4---5---4-2-0-	-0-----7-----	-4---2-4-5-4-2-0-
D -----	-----	-----	-----
1 + 2 + 3 + 4 +	1 + 2 + 3 + 4 +	1 + 2 + 3 + 4 +	1 + 2 + 3 + 4 +

[Am7]	[D7]	[G]↓
A -0-----2-----	-4-----2-----0-	-7-----
E -----	-----	-----
1 + 2 + 3 + 4 +	1 + 2 + 3 + 4 +	1 + 2 + 3 + 4 +

At The Hop

Artie Singer, John Medora, David White 1957 (as recorded by Danny & The Juniors)



INTRO: / 1 2 3 4 / [C] / [C] / [C] / [C] /

[C]	[C]	[C]	[C]	
G ----- ----- ----- -----	G ----- ----- ----- -----	G ----- ----- ----- -----	G ----- ----- ----- -----	
D ---2-5-7- -5-7-5-2- ---2-5-7- -5-7-5-2-	D ---2-5-7- -5-7-5-2- ---2-5-7- -5-7-5-2-	D ---2-5-7- -5-7-5-2- ---2-5-7- -5-7-5-2-	D ---2-5-7- -5-7-5-2- ---2-5-7- -5-7-5-2-	
A -3----- ----- ----- -----	A -3----- ----- ----- -----	A -3----- ----- ----- -----	A -3----- ----- ----- -----	
E ----- ----- ----- -----	E ----- ----- ----- -----	E ----- ----- ----- -----	E ----- ----- ----- -----	
1 2 3 4	1 2 3 4	1 2 3 4	1 2 3 4	
[C]		[Am]		[F]
G ----- ----- ----- -----	G ----- ----- ----- -----	G ----- ----- ----- -----	G ----- ----- ----- -----	G ---2-5-7- -5-7-5-2- ----- -----
D ---2-5-7- -5-7-5-2- ----- -----	D ---2-5-7- -5-7-5-2- ----- -----	D ---2-3- -2-3-2-	D ---2-3-2- -3-	D ---2-5-7- -5-7-5-2- ----- -----
A -3----- ----- ----- -----	A -3----- ----- ----- -----	A -0-3- ----- -----	A -3- ----- -----	A ---2-5-7- -5-7-5-2- ----- -----
E ----- ----- ----- -----	E ----- ----- ----- -----	E ----- ----- ----- -----	E ----- ----- ----- -----	E ----- ----- ----- -----
1 2 3 4	1 2 3 4	1 2 3 4	1 2 3 4	1 2 3 4
[C]	[C]			
G ----- -----	G ----- -----			
D ---2-5-7- -5-7-5-2-	D ---2-5-7- -5-7-5-2-			
A -3----- -----	A -3----- -----			
E ----- -----	E ----- -----			
1 2 3 4	1 2 3 4			

[C] Bah (***bah-bah-bah***) [Am] bah (***bah-bah-bah***)
 [F] Bah (***bah-bah-bah***) [G7] bah (***bah-bah-bah***) at the [C] hop! [C]

[C]		[C]		[F7]		[C]	
G ----- ----- ----- -----	G ----- ----- ----- -----	G ----- ----- ----- -----	G ----- ----- ----- -----	G ---2-5-7- -5-7-5-2- ----- -----	G ---2-5-7- -5-7-5-2- ----- -----	G ---2-5-7- -5-7-5-2- ----- -----	G ---2-5-7- -5-7-5-2- ----- -----
D ---2-5-7- -5-7-5-2- ---2-5-7- -5-7-5-2-	D ---2-5-7- -5-7-5-2- ---2-5-7- -5-7-5-2-	D ---2-5-7- -5-7-5-2- ---2-5-7- -5-7-5-2-	D ---2-5-7- -5-7-5-2- ---2-5-7- -5-7-5-2-	D ---3- ----- -----	D ---2-5-7- -5-7-5-2- ----- -----	D ---2-5-7- -5-7-5-2- ----- -----	D ---2-5-7- -5-7-5-2- ----- -----
A -3----- ----- ----- -----	A -3----- ----- ----- -----	A -3----- ----- ----- -----	A -3----- ----- ----- -----	A ----- ----- ----- -----	A ----- ----- ----- -----	A -3----- ----- ----- -----	A -3----- ----- ----- -----
E ----- ----- ----- -----	E ----- ----- ----- -----	E ----- ----- ----- -----	E ----- ----- ----- -----	E ----- ----- ----- -----	E ----- ----- ----- -----	E ----- ----- ----- -----	E ----- ----- ----- -----
1 2 3 4	1 2 3 4	1 2 3 4	1 2 3 4	1 2 3 4	1 2 3 4	1 2 3 4	1 2 3 4
[G7]	[F7]	[C]					
G ----- ---2-5-2- ----- -----	G ----- ---2-5-2- ----- -----	G ----- ----- ----- -----	G ----- ----- ----- -----				
D ----- -3- ----- ---2-5-7- -5-7-5-2-	D ----- -3- ----- ---2-5-7- -5-7-5-2-	D ----- -3- ----- ---2-5-7- -5-7-5-2-	D ----- -3- ----- ---2-5-7- -5-7-5-2-				
A ---2-5-2- ----- -3- ----- -----	A ---2-5-2- ----- -3- ----- -----	A ---2-5-2- ----- -3- ----- -----	A ---2-5-2- ----- -3- ----- -----				
E -3----- ----- ----- -----	E -3----- ----- ----- -----	E -3----- ----- ----- -----	E -3----- ----- ----- -----				
1 2 3 4	1 2 3 4	1 2 3 4	1 2 3 4				

Well, you can [C] rock it, you can roll it
 You can [C] stomp and even stroll it at the hop [C7]
 When the [F7] record starts a spinnin'
 You ca-[F7]lypso when you chicken at the [C] hop [C]
 Do the [G7] dance sensation that is [F7] sweepin' the nation at the [C] hop [C]

CHORUS:

[C] Let's go to the hop
 [C] Let's go to the [C7] hop (***oh baby***)
 [F7] Let's go to the hop (***oh baby***)
 [C] Let's go to the hop
 [G7] Come... [F7] on... [C] let's go to the hop

OPTIONAL PATTERN

[C]		[C]		[F7]		[C]	
G ----- ----- ----- ----- ---2-5-2- ---2-5-2- ----- -----							
D ---2-5-2- ---2-5-2- ---2-5-2- ---2-5-2- -3----- -3----- ---2-5-2- ---2-5-2-							
A -3----- -3----- -3----- -3----- ----- ----- -3----- -3-----							
E ----- ----- ----- ----- ----- ----- ----- -----							
1 2 3 4 1 2 3 4 1 2 3 4 1 2 3 4 1 2 3 4 1 2 3 4 1 2 3 4 1 2 3 4							
[G7]	[F7]	[C]					
G ----- ---2-5-2- ----- -----							
D ----- -3----- ---2-5-2- ---2-5-2-							
A ---2-5-2- ----- -3----- -3-----							
E -3----- ----- ----- -----							
1 2 3 4 1 2 3 4 1 2 3 4 1 2 3 4							

Well, you can [C] swing it, you can groove it
 You can [C] really start to move it at the hop [C7]
 Where the [F7] jumpin' is the smoothest
 And the [F7] music is the coolest at the [C] hop [C]
 All the [G7] cats and the chicks can [F7] get their kicks at the [C] hop...let's [C] go!

CHORUS:

[C] Let's go to the hop
 [C] Let's go to the [C7] hop (oh baby)
 [F7] Let's go to the hop (oh baby)
 [C] Let's go to the hop
 [G7] Come... [F7] on... [C] let's go to the hop, let's go

[C]		[C]		[F7]		[C]	
G ----- ----- ----- ----- ---2-5-7- -5-7-5-2- ----- -----							
D ---2-5-7- -5-7-5-2- ---2-5-7- -5-7-5-2- -3----- ----- ---2-5-7- -5-7-5-2-							
A -3----- ----- -3----- ----- ----- ----- -3----- -----							
E ----- ----- ----- ----- ----- ----- ----- -----							
1 2 3 4 1 2 3 4 1 2 3 4 1 2 3 4 1 2 3 4 1 2 3 4 1 2 3 4 1 2 3 4							
[G7]	[F7]	[C]					
G ----- ---2-5-2- ----- -----							
D ----- -3----- ---2-5-7- -5-7-5-2-							
A ---2-5-2- ----- -3----- -----							
E -3----- ----- ----- -----							
1 2 3 4 1 2 3 4 1 2 3 4 1 2 3 4							

INSTRUMENTAL:

[C] Let's go to the hop
 [C] Let's go to the [C7] hop (oh baby)
 [F7] Let's go to the hop (oh baby)
 [C] Let's go to the hop
 [G7] Come... [F7] on... [C] let's go to the hop

Well, you can [C] rock it, you can roll it
 You can [C] stomp and even stroll it at the hop [C7]
 When the [F7] record starts a spinnin'
 You ca-[F7]lypso when you chicken at the [C] hop [C]
 Do the [G7] dance sensation that is [F7] sweepin' the nation at the [C] hop

[C]		[C]		[F7]		[C]	
G ----- ----- ----- ----- ---2-5-7- -5-7-5-2- ----- -----							
D ---2-5-7- -5-7-5-2- ---2-5-7- -5-7-5-2- -3----- ----- ---2-5-7- -5-7-5-2-							
A -3----- ----- ----- ----- ----- ----- ----- -----							
E ----- ----- ----- ----- ----- ----- ----- -----							
1 2 3 4	1 2 3 4	1 2 3 4	1 2 3 4	1 2 3 4	1 2 3 4	1 2 3 4	1 2 3 4
[G7]	[F7]	[C]					
G ----- ---2-5-2- ----- -----							
D ----- ---3----- ---2-5-7- -5-7-5-2-							
A ---2-5-2- ----- ---3----- -----							
E -3----- ----- ----- -----							
1 2 3 4	1 2 3 4	1 2 3 4	1 2 3 4				

[C] You...can [C] swing it, you can groove it
 You can [C] really start to move it at the hop [C7]
 Where the [F7] jumpin' is the smoothest
 And the [F7] music is the coolest at the [C] hop [C]
 All the [G7] cats and the chicks can [F7] get their kicks at the [C] hop...let's [C] go

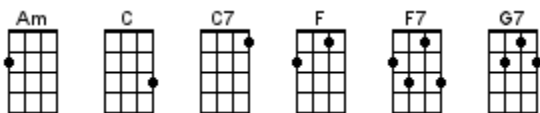
CHORUS:

[C] Let's go to the hop
 [C] Let's go to the [C7] hop (*oh baby*)
 [F7] Let's go to the hop (*oh baby*)
 [C] Let's go to the hop
 [G7] Come... [F7] on... [C] let's go to the hop

OUTRO:

[C]		[Am]		
G ----- ----- ----- -----				
D ---2-5-7- -5-7-5-2- ---2-3- -2-3-2-				
A -3----- ----- ---0-3- -----3-				
E ----- ----- ----- -----				
1 2 3 4	1 2 3 4	1 2 3 4	1 2 3 4	
[F]		[G7]		[c]↓
G ---2-5-7- -5-7-5-2- ----- ----- -----↓				
D -3----- ----- ----- ----- -----↓				
A ----- ----- ---2-5-7- -5-7-5-2- -3-----↓				
E ----- ----- ---3----- ----- -----↓				
1 2 3 4	1 2 3 4	1 2 3 4	1 2 3 4	1 2 3 4

[C] Bah (*bah-bah-bah*) [Am] bah (*bah-bah-bah*)
 [F] Bah (*bah-bah-bah*) [G7] bah (*bah-bah-bah*) at the [C]↓ hop!

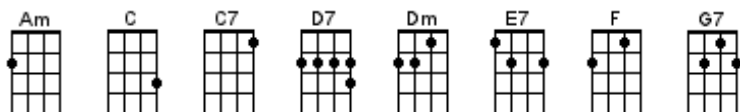


Aux Champs-Élysées

Michael Anthony Deignan, Michael Wilshaw (English - Waterloo Road)

Pierre Delanoe (French lyrics) recorded by Joe Dassin 1969

UBass detune 4C



10" cymbal

INTRO: / 1 2 / 1 2

**Drum
Drum &**

**Kazoo
Water warbler**

Je m'[CEE]baladais sur [E7DD] l'avenue

Le [AmCC] cœur ouvert à [C7BbBb] l'inconnu

J'a-[FAA]vais envie de [CC] dire bonjour à [D7D] n'importe [G7DD] qui

Je m'[CEE]baladais sur [E7DD] l'avenue

Le [AmCC] cœur ouvert à [C7BbBb] l'inconnu

J'a-[FAA]vais envie de [CC] dire bonjour à [D7D] n'importe [G7] qui

N'im-[CEE]porte qui et [E7DD] ce fut toi [AmCC] je t'ai dit n'im-[C7BbBb]porte quoi

Il [FAA] suffisait de [CC] te parler, pour [DmC]↓ t'appri-[G7D]↓voi-[C]↓ser

[CEE] Aux [E7DD] Champs-Ély-[AmCC]sées [C7BbBb]

[FAA] Aux [CGG] Champs-Ély-[D7F#F#]sées [G7G]

[CEE] Au soleil [E7DD] sous la pluie [AmCC] à midi ou [C7BbBb] à minuit

Il [FAA] y a tout ce que [CGG] vous voulez aux [Dm]↓ Champs-É-[G7]↓ly-[C,]↓sées

[CEE] Tu m'as dit "J'ai [E7DD] rendez-vous

Dans [AmCC] un sous-sol, a-[C7BbBb]vec des fous

Qui [FAA] vivent la guitare [CC] à la main, du [D7D] soir au ma-[G7]tin"

A-[CEE]lors je t'ai ac-[E7DD]compagnée, on [AmCC] a chanté, on [C7BbBb] a dansé

Et [FAA] l'on n'a même [CC] pas pensé à [DmC]↓ s'em-[G7D]↓bras-[C]↓ser

[CEE] Aux [E7DD] Champs-Ély-[AmCC]sées [C7BbBb]

[FAA] Aux [CGG] Champs-Ély-[D7F#F#]sées [G7G]

[CEE] Au soleil [E7DD] sous la pluie [AmCC] à midi ou [C7BbBb] à minuit

Il [FAA] y a tout ce que [CGG] vous voulez aux [Dm]↓ Champs-É-[G7]↓ly-[C,]↓sées

INSTRUMENTAL: < KAZOOS and other general noise >

[F'] / [G'7] / [C,B,] / [Am] /

[F'] / [G'7] / [C,]↓[G7drum]↓ / [C drum↓ drum & cymbal↓] /

[F'] / [G'7] / [C,B,] / [Am] /

[F'] / [G'7] / [C,]↓[G,7]↓ / [C,,↓ drum & cymbal↓]
A3 C7 C0

[CEE] Hier soir deux [E7DD] inconnus et [AmCC] ce matin sur [C7BbBb] l'avenue

Deux [FAA] amoureux tout [CC] étourdis par [D7D] la longue [G7] nuit

Et [CEE] de l'Étoile à [E7DD] la Concorde

[AmCC] Un orchestre à [C7BbBb] mille cordes

Tous [FAA] les oiseaux du [CC] point du jour [DmC]↓ chantent [G7D]↓ l'a-[C]↓mour

[CEE] Aux [E7DD] Champs-Ély-[AmCC]sées [C7BbBb]

[FAA] Aux [CGG] Champs-Ély-[D7F#F#]sées [G7G]

[CEE] Au soleil [E7DD] sous la pluie [AmCC] à midi ou [C7BbBb] à minuit

Il [FAA] y a tout ce que [CGG] vous voulez aux [Dm]↓ Champs-É-[G7]↓ly-[C,]↓sées

[CEE] Aux [E7DD] Champs-Ély-[AmCC]sées [C7BbBb]

[FAA] Aux [CGG] Champs-Ély-[D7F#F#]sées [G7G]

[CEE] Au soleil [E7DD] sous la pluie [AmCC] à midi ou [C7BbBb] à minuit

Il [FAA] y a tout ce que [CGG] vous voulez aux [Dm]↓ Champs-É-[G7]↓ly-[C,]sées

Il [FAA] y a tout ce que [CGG] vous voulez aux [Dm]↓ Champs-É-[G7]↓ly-[C,]↓sées

www.bytownukulele.ca

[BACK TO SONGLIST](#)

Best Day Of My Life

American Authors 2013

Desk Bells: A6 D7 D6 & F#6

Foot Tambo

Drum beat: R LRL R LRL
1 & 2 & 3 & 4 &

INTRO: / 1 2 3 4 / 1 2 3 4 /

OPTIONAL RIFF (with no riff chord option):

[D]	[D]
A -----9----- -----9-----12--9---	
E ---10---12-10----10--- ---10---12-10-----	
C -9-----11----- -----9-----	
G ----- -----	

[D] (Oo! ooo-oo-oo-oo	[D] oo!)
A -----9----- -----9-----12--9---	
E ---10---12-10----10--- ---10---12-10-----	
C -9-----11----- -----9-----	
G ----- -----	

I [D] had a dream so big and loud
 I [D] jumped so high I touched the clouds
 [G] Who-o-o-o-o-o-oah [G] (*who-o-o-o-o-o-ah*)

I [D] stretched my hands out to the sky
 We [D] danced with monsters through the night
 [G] Who-o-o-o-o-o-oah [G] (*who-o-o-o-o-o-ah*)

Bells **A D' A D'**
A D' A D'
D, F# D, F# D, F# D, F#

I'm [D] never gonna look back, who-oah
 I'm [D] never gonna give it up, no-o-o
 [G] Please don't wake me [G]↓ now

UBass in:

[D] (Oo! ooo-oo-oo-oo [D] Oo!) This is gonna be the best day of my [G] li-i-ife
 My [G] li-i-i-i-i-i-ife (A) (B)
 [D] (Oo! ooo-oo-oo-oo [D] Oo!) This is gonna be the best day of my [G] li-i-ife
 My [G]↓ li-i-i-i-i-i-ife

[D] (Oo! ooo-oo-oo-oo [D] Oo!) Woo!	A B D B_A B D B A B D B A B F E
[G] (Oo! ooo-oo-oo-oo [G]↓ Oo!)	A B D B_A B D B A B D B A B F E

I [D] howled at the moon with friends
 And [D] then the sun came crashing in
 [G] Who-o-o-o-o-o-oah [G] (*who-o-o-o-o-o-ah*)

Bells **A D' A D'**
A D' A D'
D, F# D, F# D, F# D, F#

But [D] all the possibilities
 No [D] limits just epiphanies
 [G] Who-o-o-o-o-o-oah [G] (*who-o-o-o-o-o-ah*)

I'm [D] never gonna look back, who-oah
 I'm [D] never gonna give it up, no-o-o
 [G] Just don't wake me [G]↓ now

[D] (Oo! ooo-oo-oo-oo [D] Oo!) This is gonna be the best day of my [G] li-i-ife
 My [G] li-i-i-i-i-i-ife (A) (B)
 [D] (Oo! ooo-oo-oo-oo [D] Oo!) This is gonna be the best day of my [G] li-i-ife
 My [G]↓ li-i-i-i-i-i-ife

[D] (Oo! ooo-oo-oo-oo [D] Oo!) **A B D B_A B D B A B D B A B F E**
 [G] (Oo! ooo-oo-oo-oo [G]↓ Oo!) **A B D B_A B D B A B D B A B F E**

BRIDGE: Drum roll – military style

[D]↓ I hear it calling [D]↓ outside my window
 [D]↓ I feel it in my [D]↓ soul (soul)
 The [D]↓ stars were burning so bright
 The [D]↓ sun was out 'til midnight
 [D]↓ I say we lose con-[D]↓tro-o-ol (contro-o-o-o[D]↓ol)

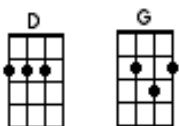
[D]	[D]
A -----9----- -----9-----12--9---	
E ---10---12-10-----10--- ---10---12-10-----	
C -9-----11----- -9-----	
G ----- -----	

[D] (Oo! ooo-oo-oo-oo	[D] oo!)
A -----9----- -----9-----12--9---	
E ---10---12-10-----10--- ---10---12-10-----	
C -9-----11----- -9-----	
G ----- -----	

[D] (Oo! ooo-oo-oo-oo [D] Oo!) This is gonna be the best day of my [G] li-i-ife
 My [G] li-i-i-i-i-i-ife (A) (B)
 [D] (Oo! ooo-oo-oo-oo [D] Oo!) This is gonna be the best day of my [G] li-i-ife
 My [G]↓ li-i-i-i-i-i-ife (A) (B)

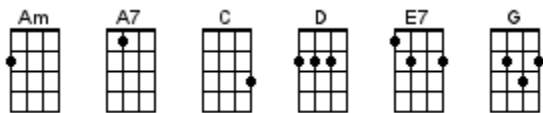
[D] This is gonna be, this is gonna be, this is [D] gonna be, the best day of my
 [G] li-i-ife **A B D B_A B D B A B D B A / A B D B_A B D B A B D B A /**
 [G] Everything is looking up, everybody up now
 [D] (Oo! ooo-oo-oo-oo [D] Oo!) This is gonna be the best day of my [G] li-i-ife
 My [G] li-i-i-i-i-i-ife [D]↓

A B D B_A B D B A B D B A / A B D B_A B D B A B D B A / D↓



Big Girls Don't Cry

Bob Crewe & Bob Gaudio (Frankie Valli and the Four Seasons 1962)



INTRO: < SING D > / 1 2 / 1 2 /

INTRO/OUTRO (x2)

[G]	[D]	[C]	[D]	
G ----- ----- ----- -----				
D -5-----5- ----- ----- -----				
A ----- -----5- -----3- -----3- -5-----				(x2)
E ----- ----- ----- -----				
1 + 2 +	1 + 2 +	1 + 2 +	1 + 2 +	

[G']↓ Big [G' D]↓ girls [C]↓ don't [C D]↓ cry
 [G']↓ Big [G' D]↓ girls [C]↓ don't [C D]↓ cry

RIFF #1 (x8)

[G]	[E7]	[Am]	[D]	RIFF #1a	[G]	[C]	[G]
G -----4- ----- -----2- -----							
D -5----- -2-----2- ----- -0-0-2-4-							
A ----- ----- ----- -----				(x8)			
E ----- ----- ----- -----							
1 + 2 +	1 + 2 +	1 + 2 +	1 + 2 +		1 + 2 +	1 + 2 +	1 + 2 +

[G'] / [B' E7] / [E A'm A'] / [D D E F#] /

[G'] Big [B' E7] girls [E A'm A']
 [D D E F#] Don't [G'] cry-yi-[B' E7]yi [E A'm A'] (they don't [D D E F#] cry)
 [G'] Big [B' E7] girls [E A'm A']
 [D D E F#] Don't [G'] cry (who [B' E7] said [E A'm A] they don't [D D E F#] cry)
 [G'] My [B' E7] girl [E A'm A']
 [D D E F#] Said good-[G']bye-yi-[B' E7]yi [E A'm A] (my oh [D D E F#] my)
 [G'] My [B' E7] girl [E A'm A']
 [D D E F#] Didn't [G' A' B' G'] cry (I [CA' B' C' A']↓ won-↓der [G']↓ why)

Riff #2 (x4)

[E7] (X4)	[A7] (X4)	[D] (X4)	[G]	[D]	[C]	[D]
G ----- ----- -----2-						
D ----- -----2- (x4)						
A -----2-						
E -0-0-4-						
1 + 2 +	1 + 2 +	1 + 2 +	1 + 2 +	1 + 2 +	1 + 2 +	1 + 2 +

(Silly [E7E G# B] boy) Told my [E7E G# B] girl
 we [E7E G# B] had to break [E7E G# B] up
 (Silly [A7A C# E] boy) Thought that [A7A C# E] she
 would [A7A C# E] call my [A7A C# E] bluff
 (Silly [D D F#A] boy) Then she [D D F#A] said
 to [D D F#A] my sur-[D D F#A] prise
 [G'] Big [D] girls [C] don't [D] cry

RIFF #1 (x9)

[G]	[E7]	[Am]	[D]	RIFF #1b	[G]	[C]	[G]
G -----4- ----- -----2- -----							
D -5----- -2-----2- ----- -0-0-2-4-							
A ----- ----- ----- -----				(x9)			
E ----- ----- ----- -----							
1 + 2 +	1 + 2 +	1 + 2 +	1 + 2 +		1 + 2 +	1 + 2 +	1 + 2 +

[G'] Big [B' E7] girls [E A'm A]
 [D D E F#] Don't [G'] cry-yi-[B' E7]yi [E A'm A] (they don't [D D E F#] cry)
 [G'] Big [E7] girls [Am]
 [D D E F#] Don't [G'] cry (who [B' E7] said [E A'm A] they don't [D D E F#] cry)

[G'] / [B' E7] / [E A'm A'] / [D D E F#] /
 [G'] / [B' E7] / [E A'm A'] / [D D E F#] /

[G'] Baaa-[B' E7]by [E A'm A']
 [D D E F#] I was [G'] cru-[B' E7]el [E A'm A'] (I was [D D E F#] cruel)
 [G'] Baaa-[B' E7]by [E A'm A']
 [D D E F#] I'm a [G' A' B' G'] fool (I'm [CD D E F#]↓ such ↓ a [G']↓ fool)

RIFF #2 (x4) [E7] (x4) [A7] (x4) [D] (x4) [G] [D] [C] [D]

G -----	-----	-----2-	-----	-----	-----	-----	-----
D ----- (x4)	-----2- (x4)	----- (x4)	----- (x4)	-----	-----	-----	-----
A -----2-	-----	-----	-----	-----	-----	-----	-----
E -0-0-4-	-----	-----	-----	-----	-----	-----	-----
1 + 2 +	1 + 2 +	1 + 2 +	1 + 2 +	1 + 2 +	1 + 2 +	1 + 2 +	1 + 2 +

(Silly [E7E G# B] girl) Shame on [E7E G# B] you
 Your [E7E G# B] mama [E7E G# B] said
 (Silly [A7A C# E] girl) Shame on [A7A C# E] you
 You [A7A C# E] cried in [A7A C# E] bed
 (Silly [D D F#A] girl) Shame on [D D F#A] you
 You [D D F#A] told a [D D F#A] lie
 [G] Big [D] girls [C] do [D] cry

RIFF #1 (x4) [G] [E7] [Am] [D]

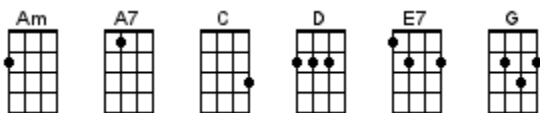
G -----4-	-----	-----2-	-----	-----
D -5-----	-----2-	-----	-----	-----
A -----	-----	-----	-----	-----
E -----	-----	-----	-----	-----
1 + 2 +	1 + 2 +	1 + 2 +	1 + 2 +	1 + 2 +

[G'] Big [B' E7] girls [E A'm A']
 [D D E F#] Don't [G'] cry-yi-[B' E7]yi [E A'm A'] (they don't [D D E F#] cry)
 [G'] Big [B' E7] girls [E A'm A']
 [D D E F#] Don't [G'] cry (that's [B' E7] just, an [A A'm A'] ali-[D D E F#] bi)

INTRO/OUTRO: (x4) [G] [D] [C] [D]

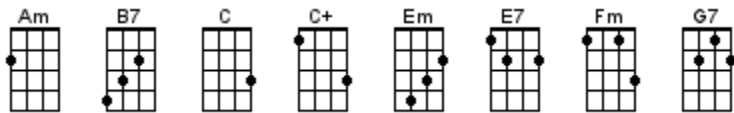
G -----	-----	-----	-----	-----
D -5-----5-	-----	-----	-----	-----
A -----	-----5-	-----3-3-	-----5-	-----
E -----	-----	-----	-----	-----
1 + 2 +	1 + 2 +	1 + 2 +	1 + 2 +	1 + 2 +

[G'] Big [G' D] girls [C] don't [C D] cry
 [G'] Big [G' D] girls [C] don't [C D] cry
 [G'] Big [G' D] girls [C] don't [C D] cry
 [G'] Big [G' D] girls [C] don't [C D] cry [G]↓



Blue Skies

Irving Berlin 1926



INTRO: / 1 2 3 4 / [C][G7] / [C] /

[C] I was blue [G7] just as blue as [C] could be [C]
[C] Ev'ry day was a [G7] cloudy day for [C] me [C]
Then [Em] good luck came [B7] knocking at my [Em] door [Em]
[C] Skies were gray but [G7] they're not gray any-[C]more [E7]↓

[A'm] Blue skies [CaugAb'] smiling at [CG'] me
[CaugAb'] Nothing but [C,] blue skies [G,7] do I [C] see [E7]
[A'm] Bluebirds [CaugAb'] singing a [CG'] song
[CaugAb'] Nothing but [CG'] bluebirds [G,7] all [A] day [C] long [C]

BRIDGE:

I [C] never saw the sun [Fm] shining so [C] bright
[Fm] Never saw [C] things [Fm] going so [C] right
[C] Noticing the days [Fm] hurrying [C] by
[Fm] When you're in [C] love
[G7] My how they [C]↓ fly [E7]↓

[A'm] Blue days [CaugAb'] all of them [CG'] gone
[CaugAb'] Nothing but [CG'] blue skies [G,7] from [A] now [C] on [C]

INSTRUMENTAL BRIDGE:

I [C] never saw the sun [Fm] shining so [C] bright
[Fm] Never saw [C] things [Fm] going so [C] right
[C] Noticing the days [Fm] hurrying [C] by
[Fm] When you're in [C] love
[G7] My how they [C] fly [E7]

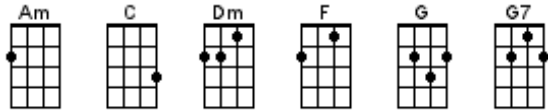
[A'm] Blue skies [CaugAb'] smiling at [CG'] me
[CaugAb'] Nothing but [C,] blue skies [G,7] do I [C] see [E7]
[A'm] Bluebirds [CaugAb'] singing a [CG'] song
[CaugAb'] Nothing but [CG'] bluebirds [G,7] all [A] day [C] long [C]

I [C] never saw the sun [Fm] shining so [C] bright
[Fm] Never saw [C] things [Fm] going so [C] right
[C] Noticing the days [Fm] hurrying [C] by
[Fm] When you're in [C] love
Oh [G7] my how they [C]↓ fly [E7]↓

[A'm] Blue days [CaugAb'] all of them [CG'] gone
[CaugAb'] Nothing but [CG'] blue skies [G,7] from [A] now [C] on [C]↓[G7]↓[C]↓

The Bluenose Song (also known as Ballad of the Bluenose)

Michael Stanbury 1966 (recorded by McGinty as The Song of the Bluenose 1978)



INTRO: / 1 2 3 4 / [C] / [C] /

[C] I've got a story to [F] tell
Of a [Dm] proud ship that served her people [G] well
Well, The [G] Blue-[F]nose [E] was [D] her [C] name
And she never lost a [F] race
[E] And she [Dm] won her-[C]self a [GB] place
In the [G7] his-[G']tory of [C'] Ca-[B']na-[A'm]da [G']
[F] Blow, [E] winds [Dm] blow
For The [G,7] Blue-[D]nose is [G,] sai-[G#,] ling [A] once [B] a-[C]gain [C]↓

CHORUS:

So [C] beat to the windward once [F] more
And [Dm] up, jib and fores'l as be-[G]fore
For your [G] coun-[F]try [E] will [D] be [C] proud once again
Of the [F] ship [E] and the [Dm] men
[C] Who [GB] sail her [G7] smartly into [C'] vic-[B']to-[A'm]ry [G']
[F] Blow, [E] winds [Dm] blow
For The [G,7] Blue-[D]nose is [G,] sai-[G#,] ling [A] once [B] a-[C]gain

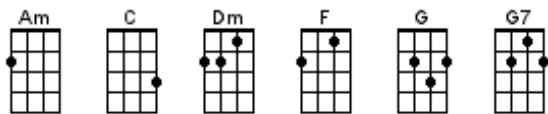
[C] Built in a Nova Scotia [F] town
Where the [Dm] shipwrights had gained the world re-[G]nown
Down [G] in [F] Lunen-[E]burg [D] they [C] built
A living legend out of [F] skill, [E] sweat, and [Dm] pride
And [GB] sailed her [G,7] master-[G']fully
[C'] 'Til [B'] she [A'm] died [G']
[F] Blow, [E] winds [Dm] blow
For The [G,7] Blue-[D]nose is [G,] sai-[G#,] ling [A] once [B] a-[C]gain [C]↓

CHORUS:

So [C] beat to the windward once [F] more
And [Dm] up, jib and fores'l as be-[G]fore
For your [G] coun-[F]try [E] will [D] be [C] proud once again
Of the [F] ship [E] and the [Dm] men
[C] Who [GB] sail her [G7] smartly into [C'] vic-[B']to-[A'm]ry [G']
[F] Blow, [E] winds [Dm] blow
For The [G,7] Blue-[D]nose is [G,] sai-[G#,] ling [A] once [B] a-[C]gain

So [C] beat to the windward once [F] more
And [Dm] up, jib and fores'l as be-[G]fore
For your [G] coun-[F]try [E] will [D] be [C] proud once again
Of the [F] ship [E] and the [Dm] men
[C] Who [GB] sail her [G7] smartly into [C'] vic-[B']to-[A'm]ry [G']
[F] Blow, [E] winds [Dm] blow

For The **[G,7]** Blue-**[D]**nose is **[G,]** sai-**[G#,]** ling **[A]** once **[B]** a-**[C]**gain
For The **[G,7]** Blue-**[D]**nose is **[G,]** sai-**[G#,]** ling **[A]** once **[B]** a-**[C]**gain
For The / **[G,7]** Blue-**[D]**nose is /
[G,] Sai-**[G#,]** ling **[A]** once **[B]** a- / **[C]**gain **[F]** / **[C]**↓**[F]**↓**[C]**↓ /

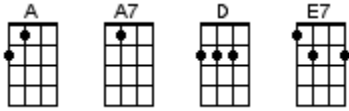


www.bytownukulele.ca

[BACK TO SONGLIST](#)

Brand New Key

Melanie Safka 1971



INTRO: / 1 2 / 1 2 / [A"E'] / [A"E'] / [A"E'] / [A"E' F#' G#'] /

[A"E'] I rode my bicycle past your window last night [A"A"B"C#"]
[E7D"B"] I roller skated to your door at daylight [E7B"C#"D"E"]
[AE"C#"] It almost seems, like [A7E"C#"] you're avoidin' me [A7C#"D"E"F#"]
[DF#"D"] I'm okay alone but you got
[E7G#"E"] Somethin' I need [E7G#"E"'"F#"G#"'] well

[A"E'] I got a brand new pair of roller skates, you got a brand new key
[A"E'] I think that we should get together
And [A"7E'] try them out you see [A"7A"B"C#"]
[D"A] I been lookin' around a while, you got somethin' for me
Oh [A"E'] I got a brand new pair of roller skates
[A"E'] You got a brand new [A"E'] key / [A' E' F#' G#'] /

[A"E] I ride my bike, I roller skate, don't drive no car [A"A"B"C#"]
[E7D"B"] Don't go too fast, but I go pretty far [E7B"C#"D"E"]
For [AE"C#"] somebody who don't drive
I been [A7E"C#"] all around the world [A7C#"D"E"F#"]
[DF#"D"] Some people say
I done al-[E7G#"E"] right for a girl [E7G#"E"'"F#"G#"'] oh

[A"E'] Yeah, yeah [A"E'] oh, yeah-[A"E]yeah-yeah
[A"E'] Oh yeah-yeah-[D'A]yeah
Oh [E7B] yeah, yeah-[A"E'] yeah [A"E'] / [A"E'] / [A' E' F#' G#'] /

[A"E'] I asked your mother, if you were at home [A"A"B"C#"]
[E7D"B"] She said yes, but you weren't alone, oh [E7B"C#"D"E"]
[AE"C#] Sometimes I think, that [A7E"C#"] you're avoidin' me [A7C#"D"E"F#"]
[DF#"D"] I'm okay alone but you've got
[E7G#"E"] Somethin' I need [E7G#"E"'"F#"G#"'] well

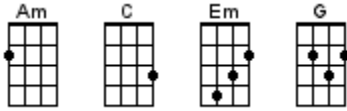
[A" A"A"] I got a brand new pair of roller skates, you got a brand new key
[A" A"A"] I think that we should get together and [A7] try them out you see [A7]
[D' D'D'] La-la-laa la-laa [D' D'D'] la-la-laa [D' D'D'] la-la-laa la-la-[D' D'D']laa
Oh [A" A'A'] I got a brand new pair of roller skates
You got a brand new [A]↓ key [E7]↓ [A]↓

www.bytownukulele.ca

[BACK TO SONGLIST](#)

Breakdown

Jack Johnson, Dan Nakamura, and Paul Huston 2005



INSTRUMENTAL INTRO: / 1 2 3 4 /

[C] I hope this old [Em] train breaks down
 [Am] Then I could take a [G] walk around
 [C] See what there [Em] is to see
 [Am] Time is just a [G] melody

[C] I hope this old [Em] train breaks down
 [Am] Then I could take a [G] walk around
 [C] See what there [Em] is to see
 [Am] Time is just a [G] melody

17 [G] [C] [Em] [Am] [G]
 G|-----|-----|-----|-----|-----|
 D|-----|-----|-----|-----|-5-5-----|
 A|-----5\|-3-3-----|-2-2-----|-0-0---0-|-----|
 E|-----|-----|-----|-----|-----|

22 [C] [Em] [Am] [G]
 G|-----|-----|-----|-----|
 D|-----5-|-----|-----|-5-5---53|
 A|-3-3-----|-2-2-----|-0-0---0-|-----|
 E|-----|-----|-----|-----|

With all the [C] people in the street
 Walkin' [Em] fast as their feet can take them
 [Am] I just roll through [G] town
 And though my [C] window's got a view
 Well the [Em] frame I'm lookin' through
 Seems to [Am] have no concern for me [G] now, so for now I

26 [C] [Em] [Am] [G] [C] [Em] [Am] [G]
 G|-----|-----|-----|-----|-----|-----|-----|
 D|-----|-----|-----|-5-5---55|-----|-----|-----|-5-5
 A|-3-3---3-|-2-2---2\|-0-0---0-|-----|-3-3---3-|-2-2---2\|-0-0---0-|
 E|-----|-----|-----|-----|-----|-----|-----|

[C] I [Em] need this [Am] old train to [G] break down
 [C] Oh [Em] please just [Am] let me please [G] breakdown

UBass out

34 [C] / [Em] / [Am] / [G] /
 [C] / [Em] / [Am] / [G] /

42 [C] [Em] [Am] [G]
 G|-----|-----|-----|-----|
 D|-----5-|-----|-----|-5-5---5-|
 A|-3-3----|-2-2----|-0-0---0-|-----|
 E|-----|-----|-----|-----| x3

54 [C] [Em] [Am] [G]
 G|-----|-----|-----|-----|
 D|-----5-|-----|-----|-5-5---53|
 A|-3-3----|-2-2----|-0-0---0-|-----|
 E|-----|-----|-----|-----| x1

[C] Well this engine [Em] screams out loud
 [Am] Centipede gonna [G] crawl west-bound
 [C] So I don't even [Em] make a sound cause
 [Am] It's gonna sting me when I [G] leave this town

And all the [C] people in the street that I'll [Em] never get to meet
 If [Am] these tracks don't bend some-[G]how
 And [C] I got no time that [Em] I got to get
 To [Am] where I don't need to [G] be, so I

58 [C] [Em] [Am] [G]
 G|-----|-----|-----|-----|
 D|-----|-----|-----|-5-5---5\|
 A|-3-3---3\|-2-2---2\|-0-0---0/|10-10-10\|
 E|-----|-----|-----|-----| x4

[C] I [Em] need this [Am] old train to [G] break down
 [C] Oh [Em] please just [Am] let me please [G] breakdown
 [C] I [Em] need this [Am] old train to [G] break down
 [C] Oh [Em] please just [Am] let me please [G] breakdown

74 [C] [G] [F] [C] [G] [F]
 G|-----|-----|-----|-----|
 D|-----|-5-5-3-3-|-----|-5-5-3-3-|
 A|-3-3---3-|-----|-3-3---3-|-----|
 E|-----|-----|-----|-----|

78 [C] [G] [F] [C] [G] [F] [C] [C]
 G|-----|-----|-----|-----|-----|-----|
 D|-----|-5-5-3-3-|-----|-5-5-3-3-|-----|-----|
 A|-3-3---3-|-----|-3-3---3-|-----|-3-|-----|-3-|-----|
 E|-----|-----|-----|-----|-----|-----|

[C] / [G] I wanna [F] break on / [C] down
 / [G] But I [F] can't stop / [C] now
 / [G] Let me [F] break on / [C] down / [G][F] But you /

UBass out

[C] Can't stop nothin' if you [Em] got no control
 84 Of the [Am] thoughts in your mind that you [G] kept in, you know
 You [C] don't know nothin', but you [Em] don't need to know
 The [Am] wisdom's in the trees, not the [G] glass windows

88 [Am] [G] [C] [Em] [Am] [G]
 G|-----|-----|-----|-----|-----|-----|
 D|----10-5-|-5-5--5-|-----5-|-----|-----|-5-5--5-|
 A|-----|-----|-3-3-----|-2-2-----|-0-0--0-|-----|
 E|-----|-----|-----|-----|-----|-----|

94 [C] [Em] [Am] [G]
 G|-----|-----|-----|-----|
 D|-----5-|-----|-----|-5-5--53|
 A|-3-3-----|-2-2-----|-0-0--0-|-----|
 E|-----|-----|-----|-----|

98 [C] [Em] [Am] [G]
 G|-----|-----|-----|-----|
 D|-----|-----|-----|-5-5--5\|
 A|-3-3--3\|-2-2--2\|-0-0--0/|10-10-10\|
 E|-----|-----|-----|-----| x4

110 [C] [Em] [Am] [G] [C] [Em]
 G|-----|-----|-----|-----|-----|-----|
 D|-----|-----|-----|-5-5--5\|-----|-----|
 A|-3-3--3\|-2-2--2\|-0-0--0/|10-10-10\|-3-----|-3-----|
 E|-----|-----|-----|-----|-----|-----|

You [C] can't stop wishin' if you [Em] don't let go
 The [Am] things that you find and you [G] lose and you know
 You [C] keep on rollin', put the [Em] moment on hold
 The [Am] frame's too bright so put the [G] blinds down low and

[C] I [Em] need this [Am] old train to [G] break down
 [C] Oh [Em] please just [Am] let me please [G] breakdown
 [C] I [Em] need this [Am] old train to [G] break down
 [C] Oh [Em] please just [Am] let me please [G] breakdown [C] / [Em] /

UBass out [Am] / [G] I wanna break on / [C] down /
 [Em] / [Am] / [G] But I can't stop /

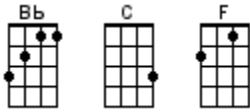
122 [C] [Em] [Am] [G]
 G|-----|-----|-----7---|-----|
 D|-----5-|-----|-----7-|-5-5--53-|
 A|-3-3-----|-2-2--2-|-0-0-----|-----|
 E|-----|-----|-----|-----|

126 [C] [Em] [Am] [G] [C]↓
 G|-----|-----|-----|-----|-----|
 D|-----5-|-----|-----|-5-5--5-|-----|
 A|-3-3-----|-2-2--2-|-0-0--0-|-----|--3-----|
 E|-----|-----|-----|-----|-----|

[C] now / [Em] / [Am] / [G] /
 [C] / [Em] / [Am] / [G] / [C]↓

Budapest

George Ezra and Joel Pott 2013



RIFF #1 OVER INTRO:

[F]	[F]	[F]	[F]
G -----2-5-----2---	-----2-5-----2---	-----2-5-----2---	-----2-5-----2---
D -3-----3-----	-3-----3-----	-3-----3-----	-3-----3-----
A -----	-----	-----	-----
E -----	-----	-----	-----
1 + 2 + 3 + 4 +	1 + 2 + 3 + 4 +	1 + 2 + 3 + 4 +	1 + 2 + 3 + 4 +

INTRO: / 1 2 3 4 / [F] / [F] / [F] / [F] /

RIFF #2a: x2

[F]	[F]	[F]	[F]
G -----2-5-----2---	-----2-5-----2---	-----2-5-----2---	-----2-5-----2---
D -3-----3-----	-3-----3-----	-3-----3-----	-3-----3-----
A -----	-----	-----	-----
E -----	-----	-----	-----
1 + 2 + 3 + 4 +	1 + 2 + 3 + 4 +	1 + 2 + 3 + 4 +	1 + 2 + 3 + 4 +

[F] My house in Budapest, my, my hidden treasure chest

[F] Golden grand piano, my beautiful Castillo

RIFF #2b: x1

[Bb]	[F]	[F]	[F]
G -3---3---3---3---	-3---3---3---3---	-----2-5-----2---	-----2-5-----2---
D -----	-----	-3-----3-----	-3-----3-----
A -----	-----	-----	-----
E -----	-----	-----	-----
1 + 2 + 3 + 4 +	1 + 2 + 3 + 4 +	1 + 2 + 3 + 4 +	1 + 2 + 3 + 4 +

[Bb] You-oo, you-oo, I'd leave it **[F]** all **[F]**

RIFF #2a: x2

[F]	[F]	[F]	[F]
G -----2-5-----2---	-----2-5-----2---	-----2-5-----2---	-----2-5-----2---
D -3-----3-----	-3-----3-----	-3-----3-----	-3-----3-----
A -----	-----	-----	-----
E -----	-----	-----	-----
1 + 2 + 3 + 4 +	1 + 2 + 3 + 4 +	1 + 2 + 3 + 4 +	1 + 2 + 3 + 4 +

[F] My acres of a land, I have achieved

[F] It may be hard for you to stop and believe

RIFF #2b: x2

	[Bb]		[F]
G	-3---3---3---3---	-3---3---3---3---	-----2-5-----2--- -----2-5-----2---
D	-----	-----	-3-----3----- -3-----3-----
A	-----	-----	-----
E	-----	-----	-----
	1 + 2 + 3 + 4 +	1 + 2 + 3 + 4 +	1 + 2 + 3 + 4 + 1 + 2 + 3 + 4 +

But for **[Bb]** you-oo, you-oo, I'd leave it **[F]** all **[F]**
 Oh for **[Bb]** you-oo, you-oo, I'd leave it **[F]** all **[F]**

RIFF #3:

	[C]	[Bb]	[F]
A	-5-----5-5-----	-3-----3-3--(3)--	-----
E	-----	-----	-3-----3-3----- -3-----3-3-----
C	-----	-----	-----
G	-----	-----	-----
	1 + 2 + 3 + 4 +	1 + 2 + 3 + 4 +	1 + 2 + 3 + 4 + 1 + 2 + 3 + 4 +

	[C]	[Bb]	[F]
A	-5-----5-5-----	-3-----3-3--(3)--	-----2-5-----2--- -----2-5-----2---
E	-----	-----	-3-----3----- -3-----3-----
C	-----	-----	-----
G	-----	-----	-----
	1 + 2 + 3 + 4 +	1 + 2 + 3 + 4 +	1 + 2 + 3 + 4 + 1 + 2 + 3 + 4 +

[C] Give me one good reason why **[Bb]** I should never make a **[F]** change **[F]**
 And **[C]** baby if you hold me then **[Bb]** all of this will go a-**[F]**way **[F]**

RIFF #2a: x2

	[F]		[F]
G	-----2-5-----2---	-----2-5-----2---	-----2-5-----2--- -----2-5-----2---
D	-3-----3-----	-3-----3-----	-3-----3----- -3-----3-----
A	-----	-----	-----
E	-----	-----	-----
	1 + 2 + 3 + 4 +	1 + 2 + 3 + 4 +	1 + 2 + 3 + 4 + 1 + 2 + 3 + 4 +

[F] My many artifacts, the list goes on
[F] If you just say the words I'll, I'll up and run

RIFF #2b: x2

	[Bb]		[F]
G	-3---3---3---3---	-3---3---3---3---	-----2-5-----2--- -----2-5-----2---
D	-----	-----	-3-----3----- -3-----3-----
A	-----	-----	-----
E	-----	-----	-----
	1 + 2 + 3 + 4 +	1 + 2 + 3 + 4 +	1 + 2 + 3 + 4 + 1 + 2 + 3 + 4 +

Oh to **[Bb]** you-oo, you-oo, I'd leave it **[F]** all **[F]**
 Oh to **[Bb]** you-oo, you-oo, I'd leave it **[F]** all **[F]**

RIFF #3a: x2

[C]	[Bb]	[F]	
G -5-----5-5-----	-3-----3-3-----	-----	-----
D -----	-----	-3-----3-3-----	-3-----3-3-----
A -----	-----	-----	-----
E -----	-----	-----	-----
1 + 2 + 3 + 4 +	1 + 2 + 3 + 4 +	1 + 2 + 3 + 4 +	1 + 2 + 3 + 4 +
[C]	[Bb]	[F]	
G -5-----5-5-----	-3-----3-3-----	-----	-----
D -----	-----	-----	-3-----3-3-(1 ^{st.}) -
A -----	-----	-----	-----
E -----	-----	-1-----1-1-----	-1-----1-1-(2 ^{nd.}) -
1 + 2 + 3 + 4 +	1 + 2 + 3 + 4 +	1 + 2 + 3 + 4 +	1 + 2 + 3 + 4 +

[C] Give me one good reason why [Bb] I should never make a [F] change [F]
 [C] Baby if you hold me then [Bb] all of this will go a-[F]way [F]
 [C] Give me one good reason why [Bb] I should never make a [F] cha-a-ange [F]
 [C] Baby if you hold me then [Bb] all of this will go a-[F]way [F]

INSTRUMENTAL: RIFF #4: UBass with DISTORTION

[F]	[F]	[F]	[F]
G -----	-----	-----	-----
D -3-----5-----3---	-----3-----	-3-----5-----3---	-----3-----
A -----	-3-----	-----	-3-----
E -----	-----	-----	-----
1 + 2 + 3 + 4 +	1 + 2 + 3 + 4 +	1 + 2 + 3 + 4 +	1 + 2 + 3 + 4 +
[Bb]	[Bb]	[F]	[F]
G -----	-----	-----	-----
D -3-----5-----3---	-0-----3-----	-3-----5-----3---	-----3-----
A -----	-----	-----	-3-----
E -----	-----	-----	-----
1 + 2 + 3 + 4 +	1 + 2 + 3 + 4 +	1 + 2 + 3 + 4 +	1 + 2 + 3 + 4 +

[F] / [F] / [F] / [F] /
 [Bb] / [Bb] / [F] / [F] /

RIFF #5: x2

[F]	[F]		
G -----	-----	-----	-----
D -3-----3-3-----	-3-----3-3-----	-3-----3-3-----	-3-----3-3-----
A -----	-----	-----	-----
E -----	-----	-----	-----
1 + 2 + 3 + 4 +	1 + 2 + 3 + 4 +	1 + 2 + 3 + 4 +	1 + 2 + 3 + 4 +

[F] My friends and family they don't understand
 [F] They fear they'll lose so much if, you take my hand

RIFF #6: x2

[Bb]	[F]		
G -3-----3-3-----	-3-----3-3-----	-----	-----
D -----	-----	-3-----3-3-----	-3-----3-3-----
A -----	-----	-----	-----
E -----	-----	-----	-----
1 + 2 + 3 + 4 +	1 + 2 + 3 + 4 +	1 + 2 + 3 + 4 +	1 + 2 + 3 + 4 +

But for [Bb] you-oo, you-oo, I'd lose it [F] all [F]
 Oh for [Bb] you-oo, you-oo, I'd lose it [F] all [F]

RIFF #7: x2

	[C]	[Bb]	[F]	
G	-5-----5-5-----	-3-----3-3-----	-----	-----
D	-----	-----	-3-----3-3-----	-3-----3-3-----
A	-----	-----	-----	-----
E	-----	-----	-----	-----
	1 + 2 + 3 + 4 +	1 + 2 + 3 + 4 +	1 + 2 + 3 + 4 +	1 + 2 + 3 + 4 +

[C] Give me one good reason why [Bb] I should never make a [F] change [F]
 [C] Baby if you hold me then [Bb] all of this will go a-[F]way [F]

RIFF #7a: x2

	[C]	[Bb]	[F]	
G	-----	-----	-----	-----
D	-----	-----	-----	-----
A	-3-----3-3-----	-1-----1-1-----	-----	-----
E	-----	-----	-1-----1-1-----	--1-----1-1-----
	1 + 2 + 3 + 4 +	1 + 2 + 3 + 4 +	1 + 2 + 3 + 4 +	1 + 2 + 3 + 4 +

[C] Give me one good reason why [Bb] I should never make a [F] change [F]
 [C] Baby if you hold me then [Bb] all of this will go a-[F]way [F]

RIFF #8: x2

	[F]		[F]	
G	-----	-----	-----	-----
D	-----	-----	-----	-----
A	-----	-----	-----	-----
E	-1-----1-1-----	-1-----1-1-----	-1-----1-1-----	-1-----1-1-- (1) --
	1 + 2 + 3 + 4 +	1 + 2 + 3 + 4 +	1 + 2 + 3 + 4 +	1 + 2 + 3 + 4 +

	[Bb]		[F]	
G	-----	-----	-----	-----
D	-----	-----	-----	-----
A	-1-----1-1-----	-1-----1-1-- (1) --	-----	-----
E	-----	-----	-1-----1-1-----	-1-----1-1-- (1) --
	1 + 2 + 3 + 4 +	1 + 2 + 3 + 4 +	1 + 2 + 3 + 4 +	1 + 2 + 3 + 4 +

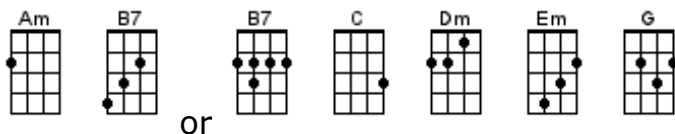
	[Bb]		[F]	
G	-----	-----	-----	-----
D	-----	-----	-----	-----
A	-1-----1-1-----	-1-----1-1-- (1) --	-----	-----
E	-----	-----	-1-----	-----
	1 + 2 + 3 + 4 +	1 + 2 + 3 + 4 +	1 + 2 + 3 + 4 +	

[F]↓ My house in Budapest, my [F]↓ my hidden treasure chest
 [F]↓ Golden grand piano [F]↓ my beautiful Castillo
 [Bb]↓ You-oo [Bb]↓ you-oo, I'd leave it [F]↓ all [F]↓
 Oh for [Bb]↓ you-oo [Bb]↓ you-oo, I'd leave it [F]↓ all

Bus Stop

Graham Gouldman (as recorded by The Hollies 1966)

UBass 1st. & 2nd. position
 Mix of long & peddle
Typ. beat /- -- -/- -- -/



VL3 P4
Kick tambo

INTRO: / 1 2 3 4 /

	[A' m]	[G']	[A' m]	[GB']
	↓ ↓ ↓ ↓ ↓ ↓ ↓ ↓	↓ ↓ ↓ ↓ ↓ ↓ ↓ ↓	↓ ↓ ↓ ↓ ↓ ↓ ↓ ↓	↓ ↓ ↓ ↓ ↓ ↓ ↓ ↓
A	-3-2-0---0---0---	-0-----	-3-2-0---0---0---	-0-----
E	-----3-----	-----3-----	-----3-----	-----3-----
C	-----	-----	-----	-----
G	-----	-----	-----	-----
	1 + 2 + 3 + 4 +	1 + 2 + 3 + 4 +	1 + 2 + 3 + 4 +	1 + 2 + 3 + 4 +

[A'm] Bus stop [G'] wet day [A'm] she's there [GB'] I say
 [A'm] Please share [G'] my um-[A'm]rel-[GB']la
 [A'm] Bus stop [G'] bus goes [A'm] she stays [GB'] love grows
 [A'm] Under [G'] my um-[A'm]brel-[GB']la
 [C,] All that [G,] summer [A,m] we enjoyed it
 [D,m] Wind and rain and [E,m] shine
 [A,m] That um-[G,]brella [A,m] we em-[G,]played it
 By [A,m] August [G,] she was [A,m] mine 2 3 4

[C] Every morning [B7] I would see her [Em] waiting at the [C] stop
 Sometimes she'd [Am] shop and she would [B7] show me what she'd [Em] bought [Em]
 [C] Other people [B7] stared as if we [Em] were both quite in-[C]sane
 Someday my [Am] name and hers are [B7] going to be the [Em] same [Em]

[A'm] That's the [G'] way the [A'm] whole thing [GB'] started
 [A'm] Silly [G'] but it's [A'm] true [GB']
 A-[A'm]thinking [G'] of a [A'm] sweet ro-[GB']mance
 Be-[A'm]ginning [G'] in that [A'm] queue [GB']
 [C,] Came the [G,] sun, the [A,m] ice was melting
 [D,m] No more sheltering [E,m] now
 But [A,m] nice to [G,] think that [A,m] that um-[G,]brella
 [A,m] Led me [G,] to a [A,m] vow 2 3 4

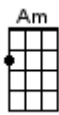
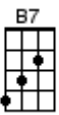
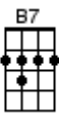
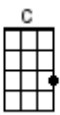
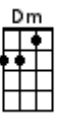
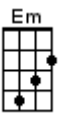
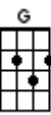
INSTRUMENTAL: (option - just one downstrum on each chord if you'd like)
Kick tambo

	[A'm] [G']	[A'm] [GB']	[A'm] [G']	[A'm] [GB']	
A	-3-----2---	-3-2-0-----	-0---0-2-3-2-3---	-3-0-----	
E	-----0-----	-----3-0---0---	---4-----	-----4---0-----	
C	-----2-----	-----	-----	-----	
G	-----	-----	-----	-----	
	1 + 2 + 3 + 4 +	1 + 2 + 3 + 4 +	1 + 2 + 3 + 4 +	1 + 2 + 3 + 4 +	
	[A'm] [G']	[A'm] [GB']	[A'm] [G']	[A'm] [GB'] [A'm]	
				↓ ↓ ↓	
A	-3-----2---	-3-2-0-----	-0---0-2-3-2-3---	-3-2-0---0-----	
E	-----0-----	-----3-0---0---	---4-----	-----	
C	-----2-----	-----	-----	-----	
G	-----	-----	-----	-----	
	1 + 2 + 3 + 4 +	1 + 2 + 3 + 4 +	1 + 2 + 3 + 4 +	1 + 2 + 3 + 4 +	

[C] Every morning [B7] I would see her [Em] waiting at the [C] stop
 Sometimes she'd [Am] shop and she would [B7] show me what she'd [Em] bought [Em]
 [C] Other people [B7] stared as if we [Em] were both quite in-[C]sane
 Someday my [Am] name and hers are [B7] going to be the [Em] same [Em]

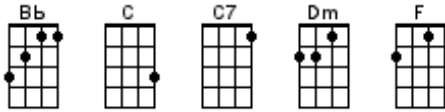
[A'm] Bus stop [G] wet day [A'm] she's there [G] I say
 [A'm] Please share [G] my um-[A'm]brel-[G]la
 [A'm] Bus stop [G] bus goes [A'm] she stays [G] love grows
 [A'm] Under [G] my um-[A'm]brel-[G]la
 [C] All that [G] summer [A,m] we enjoyed it
 [Dm] Wind and rain and [Em] shine
 [Am] That um-[G]brella [Am] we em-[G]played it
 By [Am] August [G] she was [Am] mine 2 3 4

	[A'm] [G']	[A'm] [GB']	[A'm] [G']	[A,m] ↓
A	-3-----2---	-3-2-0-----	-0---0-2-3-2-3---	0
E	-----0-----	-----3-0---0---	---4-----	0
C	-----2-----	-----	-----	0
G	-----	-----	-----	2
	1 + 2 + 3 + 4 +	1 + 2 + 3 + 4 +	1 + 2 + 3 + 4 +	

Am	B7	B7	C	Dm	Em	G
						
	or					

Ça fait rire les oiseaux

Lyrics: Daniel Vangarde, Music: Jean Kluger 1986 (as recorded by La Compagnie Créole)



INTRO: / 1 2 3 4 / 1 2 3 A |-----
 E |---0-
 C |-3---
 | 4 +

[F] [Bb] [F] [C]
 G |-----2-5-2- | -3--7--5----- |-----2-5-2- | -3--2--0----- |
 D | -3--3--3----- |-----0- | -3--3--3----- |-----0- |
 A |-----3--- |-----3--- |-----3--- |-----3--- |
 | 1 + 2 + 3 + 4 + | 1 + 2 + 3 + 4 + | 1 + 2 + 3 + 4 + | 1 + 2 + 3 + 4 + |

[F] [Bb] [F] [C]
 G |-----2-5-2- | -3--7--5----- |-----2-5-2- | -3--2--0----- |
 D | -3--3--3----- |-----0- | -3--3--3----- |-----0- |
 A |-----3--- |-----3--- |-----3--- |-----3--- |
 | 1 + 2 + 3 + 4 + | 1 + 2 + 3 + 4 + | 1 + 2 + 3 + 4 + | 1 + 2 + 3 + 4 + |

CHORUS:

Ça fait [F] rire les oiseaux, ça fait [Bb] chanter les abeilles
 Ça [F] chasse les nuages, et fait [C] briller le soleil
 Ça fait [F] rire les oiseaux, et dan-[Bb]ser les écureuils
 Ça ra-[F]joute les couleurs, aux cou-[C]leurs de l'arc-en-ciel

Ça fait [F] rire les oiseaux / [Bb] oh [C] whoa whoa /
 [F] Rire les oiseaux / [Bb][C] Ça fait /
 [F] Rire les oiseaux / [Bb] oh [C] whoa whoa /
 [F] Rire les oiseaux / [Bb][C]

Une [F] chanson d'amour, c'est comme un [Bb] looping en avion
 Ça [C] fait battre le cœur des filles et [F] des garçons
 Une [F] chanson d'amour c'est d'l'oxy-[Bb]gèn' dans la maison
 Tes [C7] pieds touchent plus par terre, t'es en [F] lévitation

Si y a d'la [Dm] pluie dans ta vie, le [Bb] soir te fait peur
 La [C] musique est là, pour [F] ça
 Y'a tou-[Dm]jours une mélodie, pour des [Bb] jours meilleurs
 Allez [C] tape dans tes mains, ça [C] porte bonheur
 C'est [C] magique, un refrain qu'on re-[C]prend tous en chœur

CHORUS:

Et ça fait [F] rire les oiseaux, ça fait [Bb] chanter les abeilles
 Ça [F] chasse les nuages, et fait [C] briller le soleil
 Ça fait [F] rire les oiseaux, et dan-[Bb]ser les écureuils
 Ça ra-[F]joute les couleurs, aux cou-[C]leurs de l'arc-en-ciel

Ça fait **[F]** rire les oiseaux / **[Bb]** oh **[C]** whoa whoa /
[F] Rire les oiseaux / **[Bb][C]**

T'es **[F]** revenu chez toi, la tête **[Bb]** pleine de souvenirs
Des **[C]** soirs au clair de lune, des mo-**[F]**ments de plaisir
T'es **[F]** revenu chez toi, et tu veux **[Bb]** déjà repartir
Pour **[C7]** trouver l'aventure qui n'arrête **[F]** pas de finir

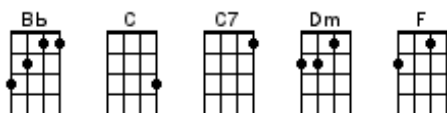
Y a du **[Dm]** gris dans ta nuit, des **[Bb]** larmes dans ton coeur
La **[C]** musique est là, pour **[F]** ça
Y a tou-**[Dm]**jours une mélodie, pour des **[Bb]** jours meilleurs
Allez **[C]** tape dans tes mains, ça **[C]** porte bonheur
C'est **[C]** magique, un refrain qu'on re-**[C]**prend tous en choeur

CHORUS:

Et ça fait **[F]** rire les oiseaux, ça fait **[Bb]** chanter les abeilles
Ça **[F]** chasse les nuages, et fait **[C]** briller le soleil
Ça fait **[F]** rire les oiseaux, et dan-**[Bb]**ser les écureuils
Ça ra-**[F]**joute les couleurs, aux cou-**[C]**leurs de l'arc-en-ciel

Ça fait **[F]** rire les oiseaux / **[Bb]** oh **[C]** whoa whoa /
[F] Rire les oiseaux / **[Bb][C]** ça fait
[F] Rire les oiseaux, ça fait **[Bb]** chanter les abeilles
Ça **[F]** chasse les nuages, et fait **[C]** briller le soleil
Ça fait **[F]** rire les oiseaux, et dan-**[Bb]**ser les écureuils
Ça ra-**[F]**joute les couleurs, aux cou-**[C]**leurs de l'arc-en-ciel

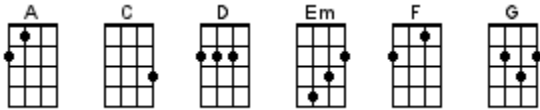
Ça fait **[F]** rire les oiseaux / **[Bb]** oh **[C]** whoa whoa /
[F] Rire les oiseaux / **[Bb][C]** Ça fait /
[F] Rire les oiseaux / **[Bb]** oh **[C]** whoa whoa /
[F]↓ Rire **[F]**↓ les **[F]**↓ oi-**[F]**↓seaux



Cat's In The Cradle

Harry Chapin, Sandra Chapin 1974

Boss ME-50B, Filter: Octave Down



INTRO: / 1 2 3 4 /

	[A']	[A']	[A']	[G'] ↓ ↓
A	-0---7---7-----0-	-9-7-2-0-5-----	-2-----0---2-----	-----2---
E	-----	-----	-----	-3-----
	1 + 2 + 3 + 4 +	1 + 2 + 3 + 4 +	1 + 2 + 3 + 4 +	1 + 2 +
	[A']	[A']	[A']	[A']
A	-0-----	-0-----	-----2---	-0-----
E	-----	---3-0---	-----3-----	-----
C	-----	-----2-2---0---	-----	-----
G	-----	-----	-2-----	-----
	1 + 2 + 3 + 4 +	1 + 2 + 3 + 4 +	1 + 2 + 3 + 4 +	1 + 2 + 3 + 4

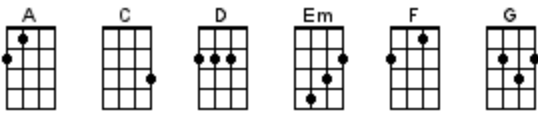
A [A'] child arrived just the [C'] other day
 He [D'] came to the world in the [A'] usual way
 But there were [A'] planes to catch, and [C'] bills to pay
 [D'] He learned to walk while I [A'] was away
 And he was [GB'] talkin' 'fore I [DA'] knew it, and [EmG'] as he grew [GF#']
 He'd say [CE'] I'm gonna [EmD] be like [AC#] you, Dad
 You [C] know I'm gonna [EmB] be like [A] you [A] ↓ ↓
 1 3

CHORUS:

And the [A] cat's in the cradle and the [G] silver spoon
 [C] Little boy blue and the [D] man in the moon
 [A] When you comin' home, Dad, I [G] don't know when
 But [CE] we'll get to-[EmD]gether then [AC#]
 You [C] know we'll have a [EmB] good time [A] then

	[A']	[A']	[A']	[G'] ↓ ↓
A	-0---7---7-----0-	-9-7-2-0-5-----	-2-----0---2-----	-----2---
E	-----	-----	-----	-3-----
	1 + 2 + 3 + 4 +	1 + 2 + 3 + 4 +	1 + 2 + 3 + 4 +	1 + 2 +
	[A']	[A']		
A	-0-----	-----		
	1 + 2 + 3 + 4 +	1 + 2 + 3 + 4		

My [A'] son turned ten just the [C'] other day
 He said [D'] thanks for the ball, Dad, come [A'] on let's play
 Can you [A'] teach me to throw, I said [C'] not today
 I got a [D'] lot to do, he said [A'] that's okay
 And he - [GB'] he walked a-[DA']way, but his [EmG'] smile never [GF#'] dimmed
 And said [CE'] I'm gonna [EmD] be like [AC#] him, yeah
 You [C] know I'm gonna [EmB] be like [A] him [A] ↓ ↓
 1 3



CHORUS:

And the [A] cat's in the cradle and the [G] silver spoon
 [C] Little boy blue and the [D] man in the moon
 [A] When you comin' home, Dad, I [G] don't know when
 But [CE] we'll get to-[EmD]gether then [AC#]
 You [C] know we'll have a [EmB] good time [A] then

[A'] [A'] [A'] [G'] ↓ ↓

A| -0---7---7-----0- | -9-7-2-0-5----- | -2-----0---2----- | -----2--- |

E| ----- | ----- | ----- | -3----- |

| 1 + 2 + 3 + 4 + | 1 + 2 + 3 + 4 + | 1 + 2 + 3 + 4 + | 1 + 2 + |

[A'] [A']

A| -0----- | ----- |

| 1 + 2 + 3 + 4 + | 1 + 2 + 3 + 4 |

Well he [A'] came from college just the [C'] other day
 So [D'] much like a man, I just [A'] had to say
 Son, I'm [A'] proud of you, can you [C'] sit for a while
 He [D'] shook his head, and he [A'] said with a smile
 What I'd [GB'] really like [DA'] Dad, is to [EmG'] borrow the [GF#'] car keys
 [C] See you [EmD] later, can I [A] have them please [A] ↓ ↓
 1 3

CHORUS:

And the [A] cat's in the cradle and the [G] silver spoon
 [C] Little boy blue and the [D] man in the moon
 [A] When you comin' home, Son, I [G] don't know when
 But [CE] we'll get to-[EmD]gether then [AC#] Dad
 You [C] know we'll have a [EmB] good time [A] then

[FC] [GB] [EmG] [A] [G] [A]

A| -3----- | -2----- | -0----- | -0----- |

E| ----- | -----3----- | -----3----- | ----- |

| 1 + 2 + 3 + 4 + | 1 + 2 + 3 + 4 + | 1 + 2 + 3 + 4 + | 1 + 2 + 3 + 4 + |

[FC] [GD] [EmB] [A]

A| -3----- | -5-----2----- | -0----- |

E| ----- | ----- | ----- |

| 1 + 2 + 3 + 4 + | 1 + 2 + 3 + 4 + | 1 + 2 + 3 + 4 + |

/ [A] / [A] / [A]

I've [A'] long since retired, my [C'] son's moved away
 [D'] I called him up just the [A'] other day [G'A']
 I said, I'd [A'] like to see you, if [C'] you don't mind
 He said, I'd [D'] love to, Dad, if I can [A'] find the time [G'A']
 You see my [GB'] new job's a [DA'] hassle, and the [EmG'] kids have the [GF#'] flu
 But it's [CE'] sure nice [EmD] talkin' to [AC#] you, Dad
 It's been [C] sure nice [EmB] talkin' to [A] you [A] ↓

And as I [G]↓ hung up the [D]↓ phone, it oc-[Em]↓curred to [G]↓ me
 He'd [C]↓ grown up [Em]↓ just like [A]↓ me
 My [C]↓ boy, was [Em]↓ just like [A] me [A]

CHORUS:

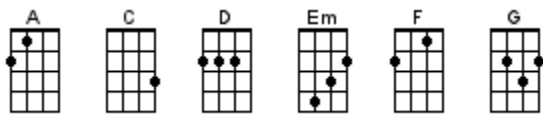
And the [A] cat's in the cradle and the [G] silver spoon
 [C] Little boy blue and the [D] man in the moon
 [A] When you comin' home, Son, I [G] don't know when
 But [CE] we'll get to-[EmD]gether then [AC#] Dad
 We're [C] gonna have a [EmB] good time [A] then

[A'] [A'] [A'] [G]↓ ↓ [A]↓

A | -0---7---7-----0- | -9-7-2-0-5----- | -2-----0---2----- | -----2---- | -0

E | ----- | ----- | ----- | -3----- | --

| 1 + 2 + 3 + 4 + | 1 + 2 + 3 + 4 + | 1 + 2 + 3 + 4 + | 1 + 2 + | 1



www.bytownukulele.ca

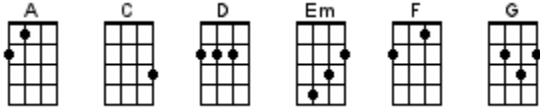
[BACK TO SONGLIST](#)

Cat's In The Cradle

Harry Chapin, Sandra Chapin 1974

UBass

Boss ME-50B, Filter: Octave Down



INTRO: / 1 2 3 4 /

	[A']	[A']	[A']	[G'] ↓ ↓
A	-0---7---7-----0-	-9-7-2-0-5-----	-2-----0---2-----	-----2----
E	-----	-----	-----	-3-----
	1 + 2 + 3 + 4 +	1 + 2 + 3 + 4 +	1 + 2 + 3 + 4 +	1 + 2 +
	[A']	[A']	[A']	[A']
A	-0-----	-0-----	-----2---	-0-----
E	-----	---3-0---	-----3-----	-----
C	-----	-----2-2---0---	-----	-----
G	-----	-----	-2-----	-----
	1 + 2 + 3 + 4 +	1 + 2 + 3 + 4 +	1 + 2 + 3 + 4 +	1 + 2 + 3 + 4

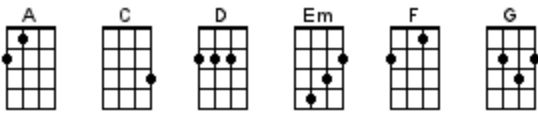
A [A'] child arrived just the [C'] other day
 He [D'] came to the world in the [A'] usual way
 But there were [A'] planes to catch, and [C'] bills to pay
 [D'] He learned to walk while I [A'] was away
 And he was [GB'] talkin' 'fore I [DA'] knew it, and [EmG'] as he grew [GF#']
 He'd say [CE'] I'm gonna [EmD] be like [AC#] you, Dad
 You [C] know I'm gonna [EmB] be like [A] you [A] ↓ ↓
 1 3

CHORUS:

And the [A] cat's in the cradle and the [G] silver spoon
 [C] Little boy blue and the [D] man in the moon
 [A] When you comin' home, Dad, I [G] don't know when
 But [CE] we'll get to-[EmD]gether then [AC#]
 You [C] know we'll have a [EmB] good time [A] then

	[A']	[A']	[A']	[G'] ↓ ↓
A	-0---7---7-----0-	-9-7-2-0-5-----	-2-----0---2-----	-----2----
E	-----	-----	-----	-3-----
	1 + 2 + 3 + 4 +	1 + 2 + 3 + 4 +	1 + 2 + 3 + 4 +	1 + 2 +
	[A']	[A']		
A	-0-----	-----		
	1 + 2 + 3 + 4 +	1 + 2 + 3 + 4		

My [A'] son turned ten just the [C'] other day
 He said [D'] thanks for the ball, Dad, come [A'] on let's play
 Can you [A'] teach me to throw, I said [C'] not today
 I got a [D'] lot to do, he said [A'] that's okay
 And he - [GB'] he walked a-[DA']way, but his [EmG'] smile never [GF#'] dimmed
 And said [CE'] I'm gonna [EmD] be like [AC#] him, yeah
 You [C] know I'm gonna [EmB] be like [A] him [A] ↓ ↓
 1 3



CHORUS:

And the [A] cat's in the cradle and the [G] silver spoon
 [C] Little boy blue and the [D] man in the moon
 [A] When you comin' home, Dad, I [G] don't know when
 But [CE] we'll get to-[EmD]gether then [AC#]
 You [C] know we'll have a [EmB] good time [A] then

[A'] [A'] [A'] [G'] ↓ ↓

A| -0---7---7-----0- | -9-7-2-0-5----- | -2-----0---2----- | -----2--- |

E| ----- | ----- | ----- | -3----- |

| 1 + 2 + 3 + 4 + | 1 + 2 + 3 + 4 + | 1 + 2 + 3 + 4 + | 1 + 2 + |

[A'] [A']

A| -0----- | ----- |

| 1 + 2 + 3 + 4 + | 1 + 2 + 3 + 4 |

Well he [A'] came from college just the [C'] other day
 So [D'] much like a man, I just [A'] had to say
 Son, I'm [A'] proud of you, can you [C'] sit for a while
 He [D'] shook his head, and he [A'] said with a smile
 What I'd [GB'] really like [DA'] Dad, is to [EmG'] borrow the [GF#'] car keys
 [C] See you [EmD] later, can I [A] have them please [A] ↓ ↓
 1 3

CHORUS:

And the [A] cat's in the cradle and the [G] silver spoon
 [C] Little boy blue and the [D] man in the moon
 [A] When you comin' home, Son, I [G] don't know when
 But [CE] we'll get to-[EmD]gether then [AC#] Dad
 You [C] know we'll have a [EmB] good time [A] then

[FC] [GB] [EmG] [A] [G] [A]

A| -3----- | -2----- | -0----- | -0----- |

E| ----- | -----3----- | -----3----- | ----- |

| 1 + 2 + 3 + 4 + | 1 + 2 + 3 + 4 + | 1 + 2 + 3 + 4 + | 1 + 2 + 3 + 4 + |

[FC] [GD] [EmB] [A]

A| -3----- | -5-----2----- | -0----- |

E| ----- | ----- | ----- |

| 1 + 2 + 3 + 4 + | 1 + 2 + 3 + 4 + | 1 + 2 + 3 + 4 + |

/ [A] / [A] / [A]

I've [A'] long since retired, my [C'] son's moved away
 [D'] I called him up just the [A'] other day [G'A']
 I said, I'd [A'] like to see you, if [C'] you don't mind
 He said, I'd [D'] love to, Dad, if I can [A'] find the time [G'A']
 You see my [GB'] new job's a [DA'] hassle, and the [EmG'] kids have the [GF#'] flu
 But it's [CE'] sure nice [EmD] talkin' to [AC#] you, Dad
 It's been [C] sure nice [EmB] talkin' to [A] you [A] ↓

And as I [G]↓ hung up the [D]↓ phone, it oc-[Em]↓curred to [G]↓ me
 He'd [C]↓ grown up [Em]↓ just like [A]↓ me
 My [C]↓ boy, was [Em]↓ just like [A] me [A]

CHORUS:

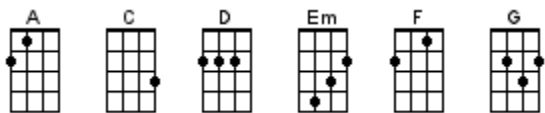
And the [A] cat's in the cradle and the [G] silver spoon
 [C] Little boy blue and the [D] man in the moon
 [A] When you comin' home, Son, I [G] don't know when
 But [CE] we'll get to-[EmD]gether then [AC#] Dad
 We're [C] gonna have a [EmB] good time [A] then

[A'] [A'] [A'] [G]↓ ↓ [A]↓

A | -0---7---7-----0- | -9-7-2-0-5----- | -2-----0---2----- | -----2---- | -0

E | ----- | ----- | ----- | -3----- | --

| 1 + 2 + 3 + 4 + | 1 + 2 + 3 + 4 + | 1 + 2 + 3 + 4 + | 1 + 2 + | 1

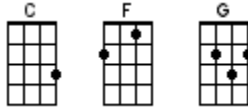


www.bytownukulele.ca

[BACK TO SONGLIST](#)

Dancing With Myself

Billy Idol & Tony James 1979



Riff G | -5-5-4-5 | 7-5----- |

INTRO: / 1 2 3 4 /

and/or G | -5-5-4-5 | 7-9----- |

Peddle

[Z] / [Z] / [Z] / [Z] /

Riff

[C] / [C] / [F] / [F] /
[C] / [C] / [F] / [F]

On the [C] floors of Tokyo-o
A-down in [F] London town's a-go-go
A-with the [G] record selection and the mirror's reflection
I'm a-[F]dancin' with myself

A-when there's [C] no one else in sight
A-in the [F] crowded lonely night
Well I [G] wait so long for my love vibration
And I'm [F] dancin' with myself

Peddle

Oh oh [C] dancin' with myself
Oh oh [F] dancin' with myself
When there's [G] nothin' to lose and there's just [G] nothin' to prove, well
I'm [F] dancin' with myself, oh oh oh [C] oh [C]

Riff

If I [C] looked all over the world
And there's [F] every type of girl
But your [G] empty eyes seem to pass me by
And leave me [F] dancin' with myself

So let's [C] sink another drink
'Cause it'll [F] give me time to think
If I [G] had the chance I'd ask the world to dance
And I'll be [F] dancin' with myself

Peddle

Oh oh [C] dancin' with myself
Oh oh [F] dancin' with myself
Well there's [G] nothin' to lose
And so there's [G] nothin' to prove
Well I'm [F] dancin' with myself, oh oh oh-[C]oh

[C] Oh oh oh-[F]oh oh
[F] Oh-oh-oh [C] o-o-o-o-oh
[C] Oh-oh-oh [G] o-o-o-oh [G]

[C,] / [CE] / [G'] / [GC'] Well...

Riff If I **[C]** looked all over the world
And there's **[F]** every type of girl
But your **[G]** empty eyes seem to pass me by
And leave me **[F]** dancin' with myself

So let's **[C]** sink another drink
'Cause it'll **[F]** give me time to think

↓
If I **[G]**↓ had the chance I'd ask the world to dance
And I'll be **[F]** dancin' with myself

Peddle Oh oh a-**[C]**dancin' with myself
Oh oh a-**[F]**dancin' with myself
If I **[G]** had the chance I'd ask the world to dance
If I **[G]** had the chance I'd ask the world to dance
If I **[G]** had the chance I'd ask the world to dance **[G] / [G]**

Riff Oh oh oh **[C]** oh **[C]**
Oh oh oh **[F]** oh **[F]** "Sweat" etc.....
Oh oh oh **[C]** oh **[C]**
Oh oh oh **[F]** oh **[F]**

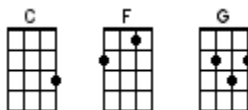
Oh oh **[C]** dancin' with myself
Oh oh **[F]** dancin' with myself
Oh oh **[C]** dancin' with myself
Oh oh **[F]** dancin' with myself

< TWO VERSES SUNG TOGETHER >

Oh oh oh **[C]** oh **[C]**
Oh oh oh **[F]** oh **[F]**
Oh oh oh **[C]** oh **[C]**
Oh oh oh **[F]** oh **[F]**

Oh oh **[C]** dancin' with myself
Oh oh **[F]** dancin' with myself
Oh oh **[C]** dancin' with myself
Oh oh **[F]** dancin' with myself
Oh oh oh **[C]**↓ oh

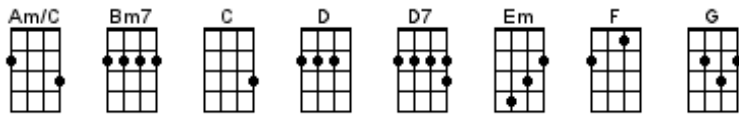
Leave SR18 ON – dance out



Constant Craving

k.d. lang, Ben Mink 1991

Hi-hat
Cow bell



INTRO: / 1 2 3 4

	[E' m]	[B' m7]	[A' m/C]	[C']
A	-5-----	-0-----	-----	-----
E	-----	-----	-3-----	-0-----
	1 2 3 4	1 2 3 4	1 2 3 4	1 2 3 4

	[E' m]	[B' m7]	[Am/C']	[C']
A	-5-----	-0-----	-----	-----
E	-----	-----	-3-----	-----
	1 2 3 4	1 2 3 4	1 2 3 4	1 2 3 4

[E' m E' BE'] E-[B' m7 B' F# B']ven through the [A' m/CA' E' A'] darkest [C' C' G' C'] phase
 [E' m E' BE'] Be [B' m7 B' F# B'] it thick or [Am/ C' C' G' C'] thin [Am/ C' C' G' C']
 [E' m E' BE'] Al-[B' m7 B' F# B']ways someone [A' m/CA' E' A'] marches [C' C' G' C'] brave
 [E' m E' BE'] Here be-[B' m7 B' F# B']neath my [Am/ C' C' G' C'] skin [Am/ C' C' G' C']

And [C CG,C] con-[D7 DA,D]stant [Bm7BF#,B] cra-[E' m E' BE']ving
 Has [C CG,C] al-[F' F' CF']ways [E' m E' BE'] been [E' m E' BE']

[E' m E' BE'] May-[B' m7 B' F# B']be a great [A' m/CA' E' A'] magnet [C' C' G' C'] pulls
 [E' m E' BE'] All [B' m7 B' F# B'] souls towards [A' m/CA' E' A'] truth [Am/C' C' G' C']
 [E' m E' BE'] Or may-[B' m7 B' F# B']be it is [A' m/CA' E' A'] life it-[C' C' G' C']self
 Feeds [E' m E' BE'] wis-[B' m7 B' F# B']dom to its [A' m/CA' E' A'] youth [Am/C' C' G' C']

[C CCC] Con-[D7C CCC]stant [Bm7F# F#F#F#] cra-[Em EDG']ving
 Has [C CG,C] al-[F' F' CF']ways [E' m E' BE'] been [E' m E' BE']

[D DAD] Cra-[C CGC]ving [C CGC]
 A-[G GDG]ha [G GDG] constant [C CGC] cra-[C CGC]ving
 Has [D DAD] al-[D DAD]ways [C CGC] been [CE' E'D'E']
 Has [D DAD] al-[D DAD]ways [C CGC] been [C CGC]

	[Em]	[Bm7]	[Am/C]	[C]
G	-----	-----	-----	-----
D	-----	-4-----	-5-----	-----
A	-2-----	-----	-----2	-3-----
E	-----	-----	-----	-----
	1 2 3 4	1 2 3 4	1 2 3 4	1 2 3 4

[Em] [Bm7] [Am/C] [C]

G |-----|-----|-----|-----|

D |-----| -4-----| -5-----|-----|

A | -2-----|-----|-----|-----|

E |-----|-----|-----|-----|

[Em] [Bm7] [Am/C] [C]

G |-----|-----|-----|-----|

D |-----| -4-----| -5-----|-----|

A | -2-----|-----|-----2| -3-----|

E |-----|-----|-----|-----|

| 1 2 3 4 | 1 2 3 4 | 1 2 3 4 | 1 2 3 4 + a |

[Em] [Bm7] [Am/C] [C]

G |-----|-----|-----|-----|

D |-----| -4-----| -5-----|-----|

A | -2-----|-----|-----|-----|

E |-----|-----|-----|-----|

| 1 2 3 4 | 1 2 3 4 | 1 2 3 4 | 1 2 3 4 |

[C CCC] Con-[D7C CCC]stant [Bm7F# F#F#F#] cra-[E'mE'DG']ving
 Has [C CG,C] al-[F' F'CF']ways [E'm E'BE'] been [E'm E'BE']

[C CCC] Con-[D7C CCC]stant [Bm7F# F#F#F#] cra-[Em]ving
 Has [C] Al-[F]ways [G]↓ been

1 2 3 4 / 1 2 3 4 / Hi-hat(closed) or cajon(small) on every beat

[D]↓ Cra-[C]↓ving [C]↓

1 2 3 4 / 1 2 3 4 / 1 2 3 4 /

A-[G]ha [G] constant [C] cra-[C]ving

Cow bell 2 & 4

Has [D DA'] al-[D DA']ways [C CG'] been [C CG']

1+2+3+4+ 1+2+3+4+ 1+2+3+4+ 1+2+3+4+

Has [D DA'] al-[D DA']ways [C CG'] been [C CG']

1+2+3+4+ 1+2+3+4+ 1+2+3+4+ 1+2+3+4+

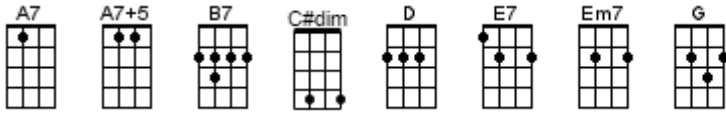
Has [D DA'] al-[D DA']ways [C CG'] been [C CG'] [G,] ↓

1+2+3+4+ 1+2+3+4+ 1+2+3+4+ 1+2+3+4+ 1

Am/C Bm7 C D D7 Em F G

Daydream

John Sebastian 1966 (recorded by The Lovin' Spoonful)



INTRO: / 1 2 3 4 / [D] / [D] /

[D⁷] What a day for a [B⁷] daydream

[Em⁷] What a day for a [A⁷] daydreamin' [A⁷+5] boy

[D⁷] And I'm lost in a [B⁷] daydream

[Em⁷] Dreamin' 'bout my [A⁷] bundle of [A⁷+5] joy

[G⁷] And even if [E⁷] time ain't really [D] on my [B⁷] side

[G⁷] It's one of those [E⁷] days for takin' a [D] walk out-[B⁷]side

[G⁷] I'm blowin' the [E⁷] day to take a [D] walk in the [B⁷] sun

[A⁷] And fall on my [Em⁷B⁷] face

On somebody's [C#^{dim}] new-mowed [E⁷m⁷F#⁷A⁷F#⁷] la-a-[A⁷+5E⁷]awn

[D⁷] I've been havin' a [B⁷] sweet dream [C#^{dim} B⁷] [G⁷]

[Em⁷G⁷] I've been dreamin' since I [A⁷] woke up to-[A⁷+5]day

[D⁷] It starred me and my [B⁷] sweet thing [C#^{dim} B⁷] [G⁷]

[Em⁷G⁷] 'Cause she's the one makes me [A⁷] feel this [A⁷+5] way

[G⁷] And even if [E⁷] time is passin' me [D] by a [B⁷] lot

[G⁷] I couldn't care [E⁷] less about the [D] dues you say I [B⁷] got

[G⁷] Tomorrow I'll [E⁷] pay the dues for [D] droppin' my [B⁷] love

[A⁷] A pie in the [Em⁷B⁷] face for bein' a

[C#^{dim}] Sleepin' bull [E⁷m⁷F#⁷A⁷F#⁷] do[A⁷+5E⁷]og

INSTRUMENTAL: < whistle, kazoos >

[D⁷] I've been havin' a [B⁷] sweet dream [C#^{dim} B⁷] [G⁷]

[Em⁷G⁷] I've been dreamin' since I [A⁷] woke up to-[A⁷+5]day

[D⁷] It starred me and my [B⁷] sweet thing [C#^{dim} B⁷] [G⁷]

[Em⁷G⁷] 'Cause she's the one makes me [A⁷] feel this [A⁷+5] way

[G⁷] And you can be [E⁷] sure that if you're [D] feelin' [B⁷] right

[G⁷] A daydream will [E⁷] last along [D] into the [B⁷] night

[G⁷] Tomorrow at [E⁷] breakfast you may [D] prick up your [B⁷] ears

[A⁷] Or you may be [Em⁷B⁷] daydreamin'

For a [C#^{dim}] thousand [E⁷m⁷F#⁷A⁷F#⁷] ye-[A⁷+5E⁷]ars

[D⁷] What a day for a [B⁷] daydream [C#^{dim} B⁷] [G⁷]

[Em⁷G⁷] Custom made for a [A⁷] daydreamin' [A⁷+5] boy

[D⁷] And I'm lost in a [B⁷] daydream [C#^{dim} B⁷] [G⁷]

[Em⁷G⁷] Dreamin' 'bout my [A⁷] bundle of [A⁷+5] joy

OUTRO: < whistle, kazoos >

[G⁷] And even if [E⁷] time is [D] passin' me by a [B⁷] lot

[G⁷] I couldn't care [E⁷] less about the [D] dues you say I [B⁷] got

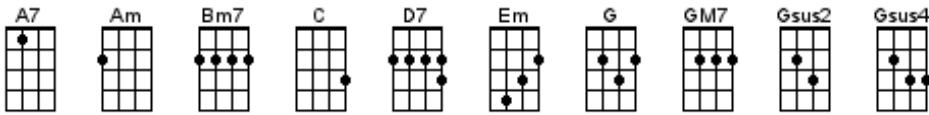
[G⁷] Tomorrow I'll [E⁷] pay the dues for [D] droppin' my [B⁷] love

[A⁷] A pie in the [Em⁷B⁷] face for being a

[C#^{dim}] Sleepin' bull [E⁷m⁷F#⁷A⁷F#⁷] do-[A⁷+5E⁷]og [D],↓ [BACK TO SONGLIST](#)

Daydream Believer

John Stewart 1967 (recorded by The Monkees 1967)



INTRO: / 1 2 3 4 /

[G] [Gsus4] [G] [Gsus4]
 G: |-----0-7-|-5-----|-----0-7-|-5-----|
 D: |---0-----|-----|---0-----|-----|
 | 1 2 3 4 | 1 2 3 4 | 1 2 3 4 | 1 2 3 4 |

Oh, I could [G] hide, 'neath the [Am] wings
 Of the [Gmaj7B] bluebird as she [C] sings
 The [G] six o'clock a-[Em]larm, would never [A7] ring [D7]
 But it [G] rings, and I [Am] rise
 Wipe the [Gmaj7B] sleep out of my [C] eyes
 My [G] shaving [Em] razor's [Am] cold [D7] and it

/ [G]↓ stings [G] ↓↑ [Gsus2] ↓↑ [G] ↓↑ / [Gsus4] ↓↑ [G] ↓↑ [Gsus2] ↓↑ [G] ↓ /

[G]↓ [G]↑↑ [Gsus2]↓↑ [G]↑↑ [Gsus4]↓↑ [G]↑↑ [Gsus2]↓↑ [G]↓
 G: |--0-----4-----2-----4-----|--5-----4-----2-----5-----|
 D: |-----|-----|
 A: |-----|-----3-----|
 | 1 + 2 + 3 + 4 + | 1 + 2 + 3 + 4 + |

[C] Cheer up [D7] sleepy [Bm7] Jean
 [C] Oh what [D7] can it [Em] mean [C] to a
 [G] Daydream be-[C]liever and a
 [G] Home-[Em]coming [A7] queen [D7]

[G] You once thought of [Am] me
 As a [Gmaj7B] white knight on his [C] steed
 [G] Now you know how [Em] happy, I can [A7] be [D7]
 Oh, and our [G] good times start and [Am] end
 Without [Gmaj7B] dollar one to [C] spend
 But [G] how much [Em] baby [Am] do we [D7] really

/ [G]↓ need [G] ↓↑ [Gsus2] ↓↑ [G] ↓↑ / [Gsus4] ↓↑ [G] ↓↑ [Gsus2] ↓↑ [G] ↓ /

[G]↓ [G]↑↑ [Gsus2]↓↑ [G]↑↑ [Gsus4]↓↑ [G]↑↑ [Gsus2]↓↑ [G]↓
 G: |--0-----4-----2-----4-----|--5-----4-----2-----5-----|
 D: |-----|-----|
 A: |-----|-----3-----|
 | 1 + 2 + 3 + 4 + | 1 + 2 + 3 + 4 + |

[C] Cheer up [D7] sleepy [Bm7] Jean
 [C] Oh what [D7] can it [Em] mean [C] to a
 [G] Daydream be-[C]liever and a
 [G] Home-[Em]coming [A7] queen [D7]

[C] Cheer up **[D7]** sleepy **[Bm7]** Jean
[C] Oh what **[D7]** can it **[Em]** mean **[C]** to a
[G] Daydream be-**[C]**liever and a
[G] Home-**[Em]**coming **[A7]** queen **[D7]**

	[G]	[Gsus4]	[G]	[Gsus4]
G:	-0---0-7-	-5-5-4-2-	-0---0-7-	-5-5-4-2-
D:	---0-----	-----	---0-----	-----
A:	-----	-----	-----	-----
E:	-----	-----	-----	-----
	1 2 3 4	1 2 3 4	1 2 3 4	1 2 3 4

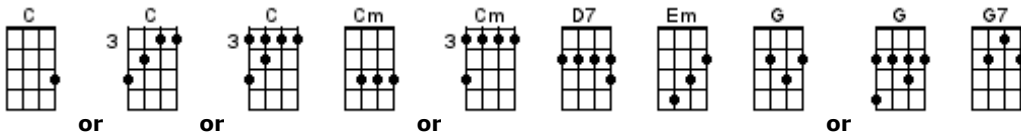
[C] Cheer up **[D7]** sleepy **[Bm7]** Jean
[C] Oh what **[D7]** can it **[Em]** mean **[C]** to a
[G] Daydream be-**[C]**liever and a
[G] Home-**[Em]**coming **[A7]** queen **[D7]**

[C] Cheer up **[D7]** sleepy **[Bm7]** Jean
[C] Oh what **[D7]** can it **[Em]** mean **[C]** to a
[G] Daydream be-**[C]**liever and a
[G] Home-**[Em]**coming **[A7]** queen **[D7]**

	[G]	[Gsus4]	[G]	[Gsus4]	[G] ↓
G:	-0---0-7-	-5-5-4-2-	-0---0-7-	-5-5-4-2-	----
D:	---0-----	-----	---0-----	-----	----
A:	-----	-----	-----	-----	----
E:	-----	-----	-----	-----	-3--
	1 2 3 4	1 2 3 4	1 2 3 4	1 2 3 4	1 2

Diana

Paul Anka 1957



INTRO: / 1 2 3 4 /

RIFF #1 TYP: (x8)

[G]	[Em]	[C]	[D7]
G -----	-----	-----	-----
D -5-----5-4-	-2-----2-0-	-----	-----0-2-4-:
A -----5-----5-----	-----2-----2-----	-3-----3-4-	-5-----5----- (5) -----
E -----	-----	-----3-----3-----	-----
1 + 2 + 3 + 4 +	1 + 2 + 3 + 4 +	1 + 2 + 3 + 4 +	1 + 2 + 3 + 4 + :

[G] / [Em] / [C] / [D7] / <uke only>
 [G] / [Em] / [C] / [D7] / <uke and kazoo>
 [G] / [Em] / [C] / [D7] / <uke and kazoo>

[G] I'm so young and [Em] you're so old
 [C] This my darling [D7] I've been told
 [G] I don't care just [Em] what they say
 [C] `Cause forever [D7] I will pray
 [G] You and I will [Em] be as free
 [C] As the birds up [D7] in the trees
 [G] Oh [Em] please [C] stay by [D7] me Di-[G]ana [Em] / [C] / [D7] /

RIFF #1 TYP: (x4)

[G]	[Em]	[C]	[D7]
G -----	-----	-----	-----
D -5-----5-4-	-2-----2-0-	-----	-----0-2-4-:
A -----5-----5-----	-----2-----2-----	-3-----3-4-	-5-----5----- (5) -----
E -----	-----	-----3-----3-----	-----
1 + 2 + 3 + 4 +	1 + 2 + 3 + 4 +	1 + 2 + 3 + 4 +	1 + 2 + 3 + 4 + :

[G] Thrills I get when you [Em] hold me close
 [C] Oh my darling [D7] you're the most
 [G] I love you but do [Em] you love me
 [C] Oh Diana [D7] can't you see
 [G] I love you with [Em] all my heart
 [C] And I hope we will [D7] never part
 [G] Oh [Em] please [C] stay with [D7] me

RIFF #1a

[G]	[Em]	[C]	[D7]	[C] (next page)
G -----	-----	-----	-----	-----
D -5-----5-4-	-2-----2-0-	-----	-----5-3-2-0-	-----2-----5-----2-----
A -----5-----5-----	-----2-----2-----	-3-----3-4-	-5-----5-----	-3-----
E -----	-----	-----3-----3-----	-----	-----
1 + 2 + 3 + 4 +	1 + 2 + 3 + 4 +	1 + 2 + 3 + 4 +	1 + 2 + 3 + 4 +	1 + 2 + 3 + 4 +

Di-[G]ana [Em] / [C] / [D7] /

RIFF #2

[C]	[Cm]	[G]	[G7]
G -----0----- -----0----- ----- -----	G -----0----- -----0----- ----- -----	G -----0----- -----0----- ----- -----	G -----0----- -----0----- ----- -----
D -----2--(5)--2--- -----1--(5)--1--- -----0----- -----5-3-2-0-	D -----1--(5)--1--- -----0----- -----0----- -----5-3-2-0-	D -----0----- -----0----- -----0----- -----0-----	D -----0----- -----0----- -----0----- -----0-2-4-
A -3----- ----- -----2--(5)--2--- -----2-----	A -3----- ----- ----- -----	A -3----- ----- ----- -----	A -3----- ----- ----- -----
E ----- ----- -----3----- -----3-----	E ----- ----- ----- -----	E -3----- ----- ----- -----	E -3----- ----- ----- -----
1 + 2 + 3 + 4 +	1 + 2 + 3 + 4 +	1 + 2 + 3 + 4 +	1 + 2 + 3 + 4 +
[C]	[Cm]	[D7]	[D7]
G -----0----- -----0----- ----- -----	G -----0----- -----0----- ----- -----	G -----0----- -----0----- ----- -----	G -----0----- -----0----- ----- -----
D -----2--(5)--2--- -----1--(5)--1--- -----0-0-----0-0----- -----0-0-----0-2-4-	D -----1--(5)--1--- -----0-0-----0-0----- -----0-0-----0-2-4-	D -----0-0-----0-0----- -----0-0-----0-2-4-	D -----0-0-----0-2-4-
A -3----- ----- ----- -----	A -3----- ----- ----- -----	A ----- ----- ----- -----	A ----- ----- ----- -----
E ----- ----- ----- -----	E ----- ----- ----- -----	E ----- ----- ----- -----	E ----- ----- ----- -----
1 + 2 + 3 + 4 +	1 + 2 + 3 + 4 +	1 + 2 + 3 + 4 +	1 + 2 + 3 + 4 +

[C] ↓ Oh my dar-[C] ↓ lin' [Cm] ↓ oh my lo-[Cm] ↓ ver
 [G] ↓ Tell me that [G] ↓ there [G7] ↓ is no o-[G7] ↓ ther
 [C] ↓ I love you [C] ↓ [Cm] ↓ with my heart [Cm] ↓
 Oh-[D7] ↓ oh, oh-[D7] ↓ oh, oh-[D7] oh oh-oh oh-oh oh-oh

RIFF #1 TYP: (x7)

[G]	[Em]	[C]	[D7]	[G] ↓
G ----- ----- ----- -----	G ----- ----- ----- -----	G ----- ----- ----- -----	G ----- ----- ----- -----	G -----
D -5-----5-4- -----2-----2-0- ----- -----0-2-4-	D -2-----2-0- ----- -----0-2-4-	D ----- ----- ----- -----	D ----- ----- ----- -----	D -----
A -----5-----5----- -----2-----2----- -----3-----3-4- -----5-----5-----5-----	A -----2-----2----- -----3-----3-4- -----5-----5-----5-----	A -----3-----3-4- -----5-----5-----5-----	A -----5-----5-----5-----	A -----
E ----- ----- -----3-----3----- -----3-----3-----	E ----- ----- -----3-----3----- -----3-----3-----	E -----3-----3----- -----3-----3-----	E -----5-----5-----5-----	E -3-----
1 + 2 + 3 + 4 +	1 + 2 + 3 + 4 +	1 + 2 + 3 + 4 +	1 + 2 + 3 + 4 + :	1 + 2 +

[G] Only you canna [Em] take my heart
 [C] Only you canna [D7] tear it apart
 [G] When you hold me in your [Em] lo-oving arms
 [C] I can feel you giving [D7] all yo-our charms
 [G] Hold me darling ho-ho-[Em]hold me tight
 [C] Squeeze me baby with-a [D7] all your might
 [G] Oh [Em] please [C] stay by [D7] me Di-[G]ana [Em]
 [C] Oh [D7] please Di-[G]ana [Em]
 [C] Oh [D7] please Di-[G]ana [Em] / [C] / [D7] / [G]↓

www.bytownukulele.ca

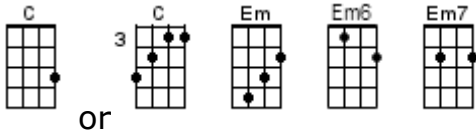
[BACK TO SONGLIST](#)

Eleanor Rigby

Lennon-McCartney 1966

UBass

Typ. 4 beats/bar



INTRO: / 1 2 3 4 / [C]↓↓↓↓ /

[C'G'EC,] Ah, look at all the lonely [EmB'G'EB AB] people [EmGBF#BEBE] [EmA B G E]
 1 + 2 + 1 + 2 + 4+ 1+2 +3+4
 [C'G'EC,] Ah, look at all the lonely [EmB'G'EB AB] people [EmGBF#BEB E]

[EmE E E] Eleanor Rigby
 [EmE E E] Picks up the rice in the [E E E E] church where a wedding has [C' G C' G] been
 [C C C C] Lives in a dream
 [EmE E E] Waits at the window
 [EmE E E] Wearing the face that she keeps in a [E E D D] jar by the [C' G C' G] door
 [C C C C] Who is it for?

(1 beat per chord)

[Em7D'] All the lonely [Em6C#] people
 Where [C'] do they all come [EmB'] from?
 [Em7D'] All the lonely [Em6C#] people
 Where [C'] do they all be-[EmG'' E'' B' A']long?

[EmE E E] Father McKenzie
 [EmE E E] Writing the words of a sermon that no one will [C scale] hear
 [C C C C] No one comes near
 [EmE E E] Look at him working
 [EmE E E] Darning his socks in the night when there's nobody [C scale] there
 [C C C C] What does he care?

(1 beat per chord)

[Em7D'] All the lonely [Em6C#] people
 Where [C'] do they all come [EmB'] from?
 [Em7D'] All the lonely [Em6C#] people
 Where [C'] do they all be-[EmG'' E'' B' A']long?

[C'G'EC,] Ah, look at all the lonely [EmB'G'EB AB] people [EmGBF#BEB E]
 1 + 2 + 1 + 2 + 4+ 1+2 +3+4
 [C'G'EC,] Ah, look at all the lonely [EmB'G'EB AB] people [EmGBF#BEB E]

[EmE E E] Eleanor Rigby
 [EmE E E] Died in the church and was buried along with her [C C C C] name
 [C C C C] Nobody came
 [EmE E E] Father McKenzie
 [EmE E E] Wiping the dirt from his hands as he walks from the [C C C C] grave
 [C C C C] No one was saved

TWO PARTS TOGETHER: (1 beat per chord)

< PART 1 >

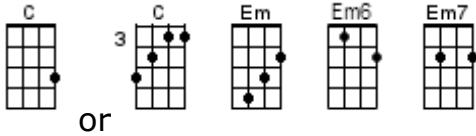
[Em7D'] All the lonely [Em6C#] people
Where [C'] do they all come [EmB'] from?

[Em7D'] All the lonely [Em6C#] people
Where [C'] do they all be-[EmG'' E'' B' A']long? [EmG]↓

< PART 2 >

[Em7D'] **Ah, look at [Em6C#] all the lonely [C'] people [EmB']**

[Em7D'] **Ah, look at [Em6C#] all the lonely [C'] people [EmG'' E'' B' A'] / [EmG]↓**



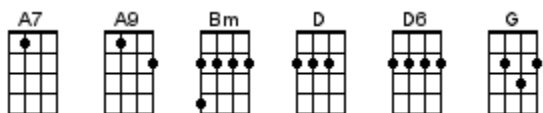
www.bytownukulele.ca

[BACK TO SONGLIST](#)

The Farmer's Song

Murray McLauchlan 1972

UBass



INTRO: / 1 2 3 / 1 2 3 /

[D] [D6] [D] [D6] [D] [D6] [D] [D6]

A|-5-----|-----| -5-----|-----| -5-----|-----| -5-----|-----|

E|-----| -5-----|-----| -5-----|-----| -5-----|-----| -5-----|

| 1 2 3 | 1 2 3 | 1 2 3 | 1 2 3 | 1 2 3 | 1 2 3 | 1 2 3 | 1 2 3 |

[D] / [D6] / [D] / [D6] /

[D] / [D6] / [D] / [D6] /

[D] [D6] [D] [D6] [D] [D6] [A7] [A9]

A|-5-----|-----| -5-----|-----| -5-----|-----|-----| -7-----|

E|-----| -5-----|-----| -5-----|-----| -5-----| -5-----|-----|

| 1 2 3 | 1 2 3 | 1 2 3 | 1 2 3 | 1 2 3 | 1 2 3 | 1 2 3 | 1 2 3 |

[D] Dusty old [D6] farmer, out [D] workin' your [D6] fields
Hangin' [D] down over [D6] your tractor [A7] wheel [A9]

[A7] [A9] [A7] [A9] [A7] [A9] [D] [D6]

A|-----| -7-----|-----| -7-----|-----| -7-----| -5-----|-----|

E|-5-----|-----| -5-----|-----| -5-----|-----| 5-----| -5-----|

| 1 2 3 | 1 2 3 | 1 2 3 | 1 2 3 | 1 2 3 | 1 2 3 | 1 2 3 | 1 2 3 |

The [A7] sun beatin' [A9] down turned the [A7] red paint to [A9] orange
And [A7] rusty old [A9] patches of [D] steel [D6]

[D] [D6] [D] [D6] [D] [D6] [G] [G]

A|-5-----|-----| -5-----|-----| -5-----|-----|-----| -5-----|

E|-----| -5-----|-----| -5-----|-----| -5-----| -3-----|-----|

| 1 2 3 | 1 2 3 | 1 2 3 | 1 2 3 | 1 2 3 | 1 2 3 | 1 2 3 | 1 2 3 |

There's [D] no farmer [D6] songs on that [D] car radi-[D6]o
Just [D] cowboys, truck [D6] drivers, and [G] pain [G]

[G] [A7] [D] [Bm] [G] [A7] [D] [D6] [D] [D6]

A|-----| -0-----| -5-----| -2-----|-----| -0-----| -5-----|-----| -5-----|-----|

E|-3-----|-----|-----|-----| -3-----|-----|-----| -5-----|-----| -5-----|

| 1 2 3 | 1 2 3 | 1 2 3 | 1 2 3 | 1 2 3 | 1 2 3 | 1 2 3 | 1 2 3 | 1 2 3 | 1 2 3 |

Well [G] this is my [A7] way to say [D] thanks for the [Bm] meal
And I [G] hope there's no [A7] shortage of [D] rain [D6] / [D] / [D6] /

CHORUS:

[D] [D6] [D] [D6] [D] [D6] [A7] [A9]
 A|-5-----|-----| -5-----|-----| -5-----|-----|-----| -7-----|
 E|-----| -5-----|-----| -5-----|-----| -5-----| -5-----|-----|
 | 1 2 3 | 1 2 3 | 1 2 3 | 1 2 3 | 1 2 3 | 1 2 3 | 1 2 3 | 1 2 3 |

[D] Straw hat and [D6] old dirty [D] hankies [D6]
 [D] Moppin' a [D6] face like a [A7] shoe [A9]

[A7] [A9] [A7] [A9] [A7] [A9] [D] [D6]
 A|-----| -7-----|-----| -7-----|-----| -7-----| -5-----|-----|
 E|-5-----|-----| -5-----|-----| -5-----|-----| -5-----| -5-----|
 | 1 2 3 | 1 2 3 | 1 2 3 | 1 2 3 | 1 2 3 | 1 2 3 | 1 2 3 | 1 2 3 |

[A7] Thanks for the [A9] meal here's a [A7] song that is [A9] real
 From a [A7] kid from the [A9] city to [D] you [D6]

[D] [D6] [D] [D6] [D] [D6] [A7] [A9]
 A|-5-----|-----| -5-----|-----| -5-----|-----|-----| -7-----|
 E|-----| -5-----|-----| -5-----|-----| -5-----| -5-----|-----|
 | 1 2 3 | 1 2 3 | 1 2 3 | 1 2 3 | 1 2 3 | 1 2 3 | 1 2 3 | 1 2 3 |

[D] Straw hat and [D6] old dirty [D] hankies [D6]
 [D] Moppin' a [D6] face like a [A7] shoe [A9]

[A7] [A9] [A7] [A9] [A7] [A9] [D] [D6] [D] [D6]
 A|-----| -7-----|-----| -7-----|-----| -7-----| -5-----|-----| -5-----|-----|
 E|-5-----|-----| -5-----|-----| -5-----|-----| -5-----| -5-----|-----|
 | 1 2 3 | 1 2 3 | 1 2 3 | 1 2 3 | 1 2 3 | 1 2 3 | 1 2 3 | 1 2 3 | 1 2 3 | 1 2 3 |

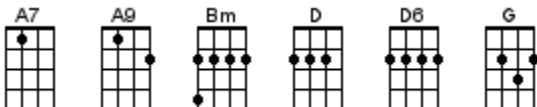
[A7] Thanks for the [A9] meal here's a [A7] song that is [A9] real
 From a [A7] kid from the [A9] city to [D] you [D6] / [D] / [D6]

The [D] combines gang [D6] up, take [D] most of the [D6] bread
 Things [D] just ain't like [D6] they used to [A7] be [A9]
 Though your [A7] kids are out [A9] after, the A-[A7]merican [A9] dream
 And they're [A7] workin' in [A9] big factor-[D]ies [D6]
 [D] If I come [D6] by, when you're [D] out in the [D6] sun
 Can I [D] wave at you [D6] just like a [G] friend [G]
 [G] These days when [A7] everyone's [D] taking so [Bm] much
 There's [G] somebody [A7] giving back [D] in [D6] / [D] / [D6] /

CHORUS:

[D] Straw hat and [D6] old dirty [D] hankies [D6]
 [D] Moppin' a [D6] face like a [A7] shoe [A9]
 [A7] Thanks for the [A9] meal here's a [A7] song that is [A9] real
 From a [A7] kid from the [A9] city to [D] you [D6]
 [D] Straw hat and [D6] old dirty [D] hankies [D6]
 [D] Moppin' a [D6] face like a [A7] shoe [A9]
 [A7] Thanks for the [A9] meal here's a [A7] song that is [A9] real
 From a [A7] kid from the [A9] city to [D] you [D6] / [D] / [D6]

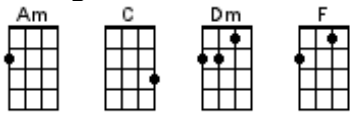
[D] / [D6] / [D] / [D6] / [D]↓



Feel It Still

Portugal. The Man 2017

Reverb



Typ. Ubass - single beat

||: 1 & 2 & / 1 & 2 & / 1 & 2 & / 1 & 2 & / 1 & 2 & / 1 & 2 & / 1 & 2 & / 1 & 2 & :||
||: A A E / A A E / C C G / C C G / D D A / D D A / A A E / A A E :||

INTRO: / 1 2 3 4 /

[Am] / [Am] / [C] / [C] / [Dm] / [Dm] / [Am] /

[Am] Can't keep my hands to my-[Am]self [Am]
[C] Think I'll dust `em off [C] put `em back up on the [Dm] shelf
In case my [Dm] little baby girl is in [Am] need
Am I [Am] comin' out of left field?

CHORUS:

[Am] Oo oo, I'm a [Am] rebel just for kicks now
[C] I been feelin' it since [C] 1966 now
[Dm] Might be over [Dm] now, but I feel it [Am] still [Am]
[Am] Oo oo, I'm a [Am] rebel just for kicks now
[C] Let me kick it like it's [C] 1986 now
[Dm] Might be over [Dm] now, but I feel it [Am] still

[Am] ↓ Got another mouth to [Am] feed [Am]
[C] Leave her with a baby sitter [C] mama call the grave digger [Dm]
[Dm] Gone with the fallen [Am] leaves
Am I [Am] comin' out of left field?

CHORUS:

[Am] ↓ Oo oo, I'm a rebel just for kicks now
[C] I been feelin' it since [C] 1966 now
[Dm] Might've had your [Dm] fill, but you feel it [Am] still [Am]
[Am] Oo oo, I'm a [Am] rebel just for kicks now
[C] Let me kick it like it's [C] 1986 now
[Dm] Might be over [Dm] now, but I can feel it [Am] still

BRIDGE:

[Am] We could fight a war for [F] peace [Dm]
[F] Give into that easy livin'
[Dm] Goodbye to my hopes and [Am] dreams
Stop [F] flippin' for my ene-[Am]mies
We could / [F] wave until the [Dm] walls come / [Am] down / [Am]
It's [F] time to give a little tip
[Dm] Kids in the middle move
[Am] Over 'til it / [Am] falls, don't [Dm] bother / [Am] me / [Am] /

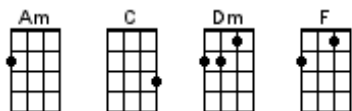
[F] ↓ Is it comin'? [Dm] ↓ Is it comin'? [Am] ↓ Is it comin'? [Am] ↓ Is it comin'?
[F] ↓ Is it comin'? [Dm] ↓ Is it comin' [Am] ↓ back? [Am] ↓

CHORUS:

[Am] Oo oo, I'm a **[Am]** rebel just for kicks yeah
Your **[C]** love is an abyss for my **[C]** heart to eclipse now
[Dm] Might be over **[Dm]** now, but I feel it **[Am]** ↓ still 2 / 1 2 /

[Am] Oo oo, I'm a **[Am]** rebel just for kicks now
[C] I been feelin' it since **[C]** 1966 now
[Dm] Might be over **[Dm]** now, but I feel it **[Am]** still **[Am]**

[Am] Oo oo, I'm a **[Am]** rebel just for kicks now
[C] Let me kick it like it's **[C]** 1986 now
[Dm] Might be over **[Dm]** now, but I feel it **[Am]** still
Might've had your / **[Am]** fill, but you **[Dm]** feel it / **[Am]** ↓ still

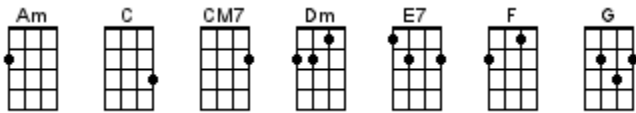


www.bytownukulele.ca

[BACK TO SONGLIST](#)

Flowers

Miley Cyrus, Gregory "Aldae" Hein, Michael Pollack 2022 (released January 2023)



INTRO: / 1 2 3 4 / [Am]↓

5	[Am]		[Dm]		[G]		[C]	
G	-----		-----		-----		-----	
D	-----	2	-----	0	-----	0	-----	0
A	0	-----	0	-----	3	-----	3	-----
E	-----		-----		3	-----	3	-----
9	[Am]		[Dm]		[G]		[C]↓	
G	-----		-----		-----		-----	
D	-----	2	-----	0	-----	0	-----	0
A	0	-----	0	-----	3	-----	3	-----
E	-----		-----		3	-----	3	-----

We were [Am]↓ good, we were [Dm]↓ gold
Kind of [G]↓ dream that can't be [C]↓ sold
We were [Am]↓ right, 'til we [Dm]↓ weren't
Built a [G]↓ home and watched it [C]↓ burn

13	[Am]		[Dm]		[E7]		[E7]	
G	-----		-----		-----		-----	
D	-----	2	-----	0	-----	0	-----	0
A	0	-----	0	-----	3	-----	3	-----
E	-----		-----		0	-----	0	-----

Mmm [Am] I didn't wanna leave you [Dm] I didn't wanna lie
[E7] Started to cry but then re-[E7]↓membered I

CHORUS:

17	[Am]		[Dm]		[G]		[C]		[G]			
G	-----		-----		-----		-----	5	-----	4	-----	
D	-----	2	-----	0	-----	0	-----	0	-----	5	-----	
A	0	-----	0	-----	3	-----	3	-----	0	-----	0	-----
E	-----		-----		3	-----	3	-----	3	-----	3	-----
21	[Am]		[Dm]		[G]		[C]		[CM7]			
G	-----		-----		-----		-----	2	-----	0	-----	
D	-----	2	-----	0	-----	0	-----	0	-----	0	-----	
A	0	-----	0	-----	3	-----	3	-----	0	-----	0	-----
E	-----		-----		3	-----	3	-----	3	-----	3	-----

[Am] I can buy myself [Dm] flowers
[G] Write my name in the [C] sand [G]
[Am] Talk to myself for [Dm] hours
[G] Say things you don't under-[C]stand [Cmaj7]

25 [Am] [Dm] [G] [C] [CM7]
 G|-----|-----|-----|-----|
 D|-----2---|-0---0--0-2-0---|-----0---|-----|
 A|-0---0--0-3---3-|-----3-|-----0--0-|-3---3--2---2-|
 E|-----|-----|-3---3--3-|-----|

29 [F] [E7]↓
 G|-----|-----|
 D|-----|-----|
 A|-----3---|-----|
 E|-1---1---1---1-|-0-----|

[Am] I can take myself [Dm] dancing
 [G] And I can hold my own [C] hand [Cmaj7]
 Yeah, I can [F] love me better [E7]↓ than...

31 [Am] [Dm] [G] [C] [CM7]
 G|-----|-----|-----|-----|
 D|-----2---|-0---0--0-2-0---|-----0---|-----|
 A|-0---0--0-3---3-|-----3-|-----0--0-|-3---3--2---2-|
 E|-----|-----|-3---3--3-|-----|

You [Am] can **Can love me better**
 [Dm] **I can love me better, baby**
 [G] **Can love me better** [C] **I can love me** [Cmaj7] **better baby**
 Paint my

35 [Am] [Dm] [G] [C]
 G|-----|-----|-----|-----|
 D|-----2---|-0---0--0-2-0---|-----0---|-----|
 A|-0---0--0-3---3-|-----3-|-----0--0-|-3---3--2---2-|
 E|-----|-----|-3---3--3-|-----|

39 [Am] [Dm] [G] [C]
 G|-----|-----|-----|-----|
 D|-----2---|-0---0--0-2-0---|-----0---|-----0---|
 A|-0---0--0-3---3-|-----3-|-----0--0-|-3---3--3---3-2-|
 E|-----|-----|-3---3--3-|-----|

43 [Am] [Dm] [E7] [E7]
 G|-----|-----|-----|-----|
 D|-----2---|-0---0--0-----|-----| -2---2---2---2---|
 A|-0---0--0-3---3-|-----|-----|-----|
 E|-----|-----|-0---0--0-0-0-0-|-----|

[Am] Nails, cherry [Dm] red
 Match the [G] roses that you [C] left
 No re-[Am]morse, no re-[Dm]gret
 I for-[G]give every word you [C] said
 Oo [Am] I didn't wanna leave babe [Dm] I didn't wanna fight
 [E7] Started to cry but then re-[E7]↓membered I

CHORUS:

47 [Am] [Dm] [G] [C] [G]
G|-----|-----|-----|-----5---4-|
D|-----2---| -0---0-0-2-0---|-----0---|---5-----|
A|-----0-0-3---3-|-----3-|-----0-0-| -3---3-3---2---|
E|-----|-----| -3---3-3-|-----|-----|
51 [Am] [Dm] [G] [C] [CM7]
G|-----|-----|-----|-----2-0---|
D|-----2---| -0---0-0-2-0---|-----0---|-----2-|
A| -0---0-3---3-|-----3-|-----0-0-| -3---3-3/-----|
E|-----|-----| -3---3-3-|-----|-----|

[Am] I can buy myself [Dm] flowers
[G] Write my name in the [C] sand [G]
[Am] Talk to myself for [Dm] hours
[G] Say things you don't under-[C]stand [Cmaj7]

55 [Am] [Dm] [G] [C] [CM7]
G|-----|-----|-----|-----|
D|-----2---| -0---0-0-2-0---|-----0---|-----|
A| -0---0-0-3---3-|-----3-|-----0-0-| -3---3-2---2-|
E|-----|-----| -3---3-3-|-----|-----|
59 [F] [E7]↓
G|-----|-----|
D|-----0---|-----|
A|-----3---3-|-----|
E| -1---1---1-| -0-|-----|

[Am] I can take myself [Dm] dancing
[G] And I can hold my own [C] hand [Cmaj7]
Yeah, I can [F] love me better [E7]↓ than...

61 [Am] [Dm] [G] [C] [CM7]
G|-----|-----|-----|-----5---4-|
D|-----2---| -0---0-0-2-0---|-----0---|-----|
A|-----0-0-3---3-|-----3-|-----0-0-| -3---3-3---2---|
E|-----|-----| -3---3-3-|-----|-----|
65 [Am] [Dm] [G] [C] [CM7]
G|-----|-----|-----|-----2-0---|
D|-----2---| -0---0-0-2-0---|-----0---|-----2-|
A| -0---0-3---3-|-----3-|-----0-0-| -3---3/-----0-|
E|-----|-----| -3---3-3-|-----|-----|

You [Am] can **Can love me better**
[Dm] **I can love me better, baby**
[G] **Can love me better** [C] **I can love me** [Cmaj7] **better baby**
[Am] **Can love me better** [Dm] **I can love me better, baby**
[G] **Can love me better** mmm [C] I [Cmaj7]

69 [Am] [Dm] [E7] [E7]↓
G|-----|-----|-----|-----|
D|-----|-----|-----|-----|
A|-----3-5-3-|-----|-----|-----|
E| -1---1---1-| -0-|-----|-----|

[Am]↓ I didn't wanna leave you [Dm]↓ I didn't wanna fight
[E7]↓ Started to cry but then re-[E7]↓membered I

CHORUS:

73 [Am] [Dm] [G] [C] [G]
 G|-----|-----|-----|-----5---4-|
 D|-----2---|0---0-0-2-0---|-----0---|-----|
 A|-----0--0-3---3-|-----3-|-----0--0-|3--3-3--3--2---|
 E|-----|-----|3---3--3-|-----|
 77 [Am] [Dm] [G] [C] [CM7]
 G|-----|-----|-----|-----2-0---|
 D|-----2---|0---0-0-2-0---|-----0---|-----2-|
 A|0---0---3---3-|-----3-|-----0--0-|3---3--3/-----|
 E|-----|-----|3---3--3-|-----|

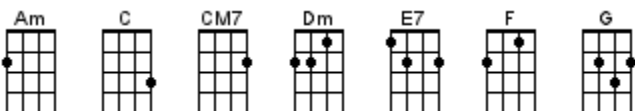
[Am] I can buy myself [Dm] flowers, uh-[G]huh
 Write my name in the [C] sand [G]
 [Am] Talk to myself for [Dm] hours, yeah-ah
 [G] Say things you don't under-[C]stand [Cmaj7]

81 [Am] [Dm] [G] [C] [G]
 G|-----|-----|-----|-----|
 D|-----2---|0---0-0-2-0---|-----0---|-----|
 A|-----0--0-3---3-|-----3-|-----0--0-|3---3-2---2-|
 E|-----|-----|3---3--3-|-----|
 85 [F] [E7] [F] [E7]
 G|-----|-----|-----|-----|
 D|-3---3-3-3-5-3-|-2---2--2-|-----0---|-----3-0---|
 A|-----|-----3-2-0-|-----3--3-|-----3-|
 E|-----|-----|-1---1--1-|-----0--0--0-|

[Am] I can take myself [Dm] dancing, yeah-[G]ah
 I can hold my own [C] hand [Cmaj7]
 Yeah I can [F] love me better [E7] than...
 Yeah I can [F] love me better [E7]↓ than...

89 [Am] [Dm] [G] [C] [G]
 G|-----|-----|-----|-----2-0---|
 D|-----2---|0---0-0-2-0---|-----0---|-----2-|
 A|0---0---0-3---3-|-----3-|-----0--0-|3---3-2---|
 E|-----|-----|3---3--3-|-----|
 93 [Am] [Dm] [G] [C]↓
 G|-----|-----|-----|-----|
 D|-----2---|0---0-/2-0---|-----0---|-----|
 A|0---0---0-3---3-|-----3-|-----0--0-|3---3-2---|
 E|-----|-----|3---3--3-|-----|

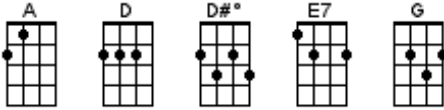
You [Am] can **Can love me better** [Dm] **I can love me better, baby**
 [G] **Can love me better** [C] **I can love me** [Cmaj7] **better baby**
 [Am] **Can love me better** [Dm] **I can love me better, baby**
 [G] **Can love me better** [C]↓ **I**



Footloose

Kenny Loggins 1984

Clapping 1 2+ +4



INTRO: / 1 2 3 4 /

[A]	[A]	[D]↓	[A]	[A]	[D]↓	[A]	[A]	[D]↓	[A]	[D]↓
1 2 3 4	1 2 3 4	1 2 3 4	1 2 3 4	1 2 3 4	1 2 3 4	1 2 3 4	1 2 3 4	1 2 3 4	1 2 3 4	1 2 3 4
[A]	[A]	[D]↓	[A]	[D]↓	[A]	[D]↓	[A]	[D]↓	[A]	[D]↓
G -----	G -----	G -----	G -----	G -----	G -----	G -----	G -----	G -----	G -----	G -----
D -----	D -----	D -----	D -----	D -----	D -----	D -----	D -----	D -----	D -----	D -----
A -0-----	A -0-----	A -0-----	A -0-----	A -0-----	A -0-----	A -0-----	A -0-----	A -0-----	A -0-----	A -0-----
E -----	E -----	E -----	E -----	E -----	E -----	E -----	E -----	E -----	E -----	E -----
1 + 2 + 3 + 4 +	1 + 2 + 3 + 4 +	1 + 2 + 3 + 4 +	1 + 2 + 3 + 4 +	1 + 2 + 3 + 4 +	1 + 2 + 3 + 4 +	1 + 2 + 3 + 4 +	1 + 2 + 3 + 4 +	1 + 2 + 3 + 4 +	1 + 2 + 3 + 4 +	1 + 2 + 3 + 4 +

[A] I been workin', so hard [D]↓
 [A] I'm punchin', my card [D]↓
 [A] Eight hours, for what? [D]↓
 [A] Oh tell me what I got
 [D] I've got this feelin'
 [D] That time's just a-holdin' me down
 [A] / [A][D]↓ /
 [A] / [A][G]↓ /

[A]	[A]	[D]↓	[G]↓
1 2 3 4	1 2 3 4	1 2 3 4	1 2 3 4
G -----	G -----	G -----	G -----
D -----	D -----	D -----	D -----
A -0---0-----	A -0---0-----	A -0---0-----	A -0---0-----
E -----	E -----	E -----	E -----
1 + 2 + 3 + 4 +	1 + 2 + 3 + 4 +	1 + 2 + 3 + 4 +	1 + 2 + 3 + 4 +

[D] I'll hit the ceilin' [D#dim] or else I'll tear up this town

[E7]	[E7F#]	[E7G]	[E7G#]↓	Tonight I gotta cut
1 2 3 4	1 2 3 4	1 2 3 4	1	
E --0-----	E --0-----	E --0-----	E --0-----	E --0-----
1 2 3 4	1 2 3 4	1 2 3 4	1	

[A] Loose [D]↓ foot-[A]loose
 [D] Kick off your Sunday [A] shoes
 [A] Please [D]↓ Lou-[A]ise
 [D] Pull me off of my [A] knees
 [A] Jack [D]↓ get [A] back
 [D] Come on before we [A] crack
 [A] Lose [D]↓ your [A] blues
 [G] Everybody [D] cut foot-[A]loose / [A][D]↓ / [A] / [A][D]↓ /

G -----	G -----	G -----	G -----
D -----	D -----	D -----	D -----
A -0-----	A -0-----	A -0-----	A -0-----
E -----	E -----	E -----	E -----

x2

| 1 + 2 + 3 + 4 + | 1 + 2 + 3 + 4 + |

[A] You're playin', so cool [D]↓
 [A] Obeyin' every rule [D]↓
 [A] Dig a-way down in your heart [D]↓
 [A] You're burnin' yearnin' for some
 [D] Somebody to tell you, that life ain't a-passin' you by [A] / [A][G]↓ /

	[A]		[A]		[G]↓
G	-----		-----		-----
D	-----		-----		----- (5) --
A	-0---0-	-----		-0-	-----
E	-----	2-0-	-----		-----
	1 + 2 + 3 + 4 +		1 + 2 + 3 + 4 +		

[D] I'm tryin' to tell you [D#dim] it will if you don't even

[E7] try.....	[E7F#]	[E7G] You can	[E7G#]↓ fly if you'd only cut
E	--0-----0--0--	--2-----2--2--	-3-----3--3--
	1 2 3 4	1 2 3 4	1 2 3 4 1

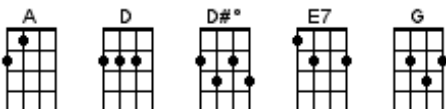
[A] Loose [D]↓ foot-[A]loose
 [D] Kick off your Sunday [A] shoes
 Oo-[A]wee [D]↓ Ma-[A]rie
 [D] Shake it, shake it for [A] me
 [A] Whoa [D]↓ Mi-[A]lo
 [D] Come on, come on, let [A] go
 [A] Lose [D]↓ your [A] blues
 [G] Everybody [D] cut foot-[A]loose / [A][D]↓ / [A] / [A][G]↓ /

	G	-----		-----		-----
	D	-----		-----		----- (5) --
	A	-0---0-	-----		-0-	----- (5) --
x2	E	-----	2-0-	-----		-----
		1 + 2 + 3 + 4 +		1 + 2 + 3 + 4 +		

[D] I'll hit the ceilin' [D#dim] or else I'll tear up this town

[E7]	[E7F#]	[E7G]	[E7G#]↓ I'm turnin' it
E	--0-----0--0--	--2-----2--2--	-3-----3--3--
	1 2 3 4	1 2 3 4	1 2 3 4 1

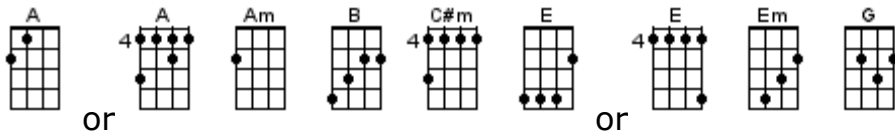
[A]↓ Loose [D]↓ foot-[A]loose
 [D] Kick off your Sunday [A] shoes
 [A] Please [D]↓ Lou-[A]ise
 [D] Pull me off of my [A] knees
 [A] Jack [D]↓ get [A] back
 [D] Come on, before we [A] crack
 [A] Lose [D]↓ your [A] blues
 [G] Everybody [D] cut foot-[A]↓loose



For Your Love

Graham Gouldman 1964 (recorded by the Yardbirds 1965)

1 note / chord



INTRO: / 1 2 3 4 /

[Em]↓ / [G]↓ / [A]↓ / [Am]↓ /
[Em]↓ / [G]↓ / [A]↓ / [Am]↓

For your [Em] love / [G] / [A] / [Am]

For your [Em] love / [G] / [A] / [Am]

(For your [Em] love)

I'd give you [G] everything and [A] more, and that's for [AmC] sure

(For your [Em] love)

I'd bring you [G] diamond rings and [A] things right through your [AmC] door

(For your [Em] love)

To thrill you [G] with delight [A] I'd give you [AmC] diamonds bright

[Em] Lovely things that [G] will excite [A] and make you dream of [AmC] me at night

For your [Em] lo-[G]-o-[A]-o-[AmC]-ove

For your [Em] lo-[G]-o-[A]-o-[AmC]-ove

For your [Em] lo-[G]-o-[A]-o-[AmC]-ove **< SLOWER >** [Em]↓ 2 3 4 / 1 2

BRIDGE:

[B]	[A]	[E]	
G -----2-2- -----2-2- ----- -----			
D -----1-1-4-4- -----1-1-4-4- -----2-2-5-5- -----2-2-			
A -2-2- ----- ----- -----0-0-4-4- -----2-2-			
E ----- ----- ----- -----0-0-4-4- -----			
1 + 2 + 3 + 4 + 1 + 2 + 3 + 4 + 1 + 2 + 3 + 4 + 1 + 2 + 3 + 4 +			
[B]	[A]	[C#m]	[B]
G -----2-2- -----2-2- ----- -----			
D -----1-1-4-4- -----1-1-4-4- -----2-2-5-5- -----			
A -2-2- ----- ----- -----0-0-4-4- -----4- -----2-			
E ----- ----- ----- ----- -----			
1 + 2 + 3 + 4 + 1 + 2 + 3 + 4 + 1 + 2 + 3 + 4 + 1 2 3 4 1 2 3 4			

For your [B] love, for your love

I would [A] give the stars a-[E]bove

For your [B] love, for your love

I would [A] give you all I [C#m]↓ cou-[B]↓ould **< A TEMPO >**

[Em]↓ / [G]↓ / [A]↓ / [Am]↓ /
[Em]↓ / [G]↓ / [A]↓ / [Am]↓

For your **[Em]** love / **[G]** / **[A]** / **[AmC]**

For your **[Em]** love / **[G]** / **[A]** / **[AmC]**

(For your [Em] love)

I'd give the **[G]** moon, if it **[A]** were mine to **[AmC]** give

(For your [Em] love)

I'd give the **[G]** stars, and the **[A]** sun for I **[AmC]** live

(For your [Em] love)

To thrill you **[G]** with delight **[A]** I'd give you **[AmC]** diamonds bright

[Em] Lovely things that **[G]** will excite **[A]** and make you dream of **[AmC]** me at night

For your **[Em]** lo-**[G]**-o-**[A]**-o-**[AmC]**-ove

For your **[Em]** lo-**[G]**-o-**[A]**-o-**[AmC]**-ove

For your **[Em]** lo-**[G]**-o-**[A]**-o-**[AmC]**-ove

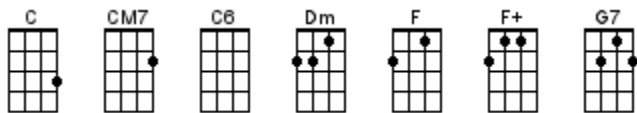
For your **[Em]** lo-**[G]**-o-**[A]**-o-**[AmC]**-ove **[Em]**↓

www.bytownukulele.ca

[BACK TO SONGLIST](#)

Gentle On My Mind

John Hartford 1967 (as recorded by Glen Campbell)



INTRO: / 1 2 / 1 2 / [C] / [C] / [C] / [C]

It's [C] knowin' that your [CM7B] door is always [C6A] open
And your [CM7B] path is free to [Dm] walk [FaugC#]/[FC]/ [FaugC#]
That [Dm] makes me tend to [FaugC#] leave my sleepin' [F] bag rolled up
And [G7] stashed behind your [C] couch [CM7B]/[C6A]/[CM7B]

And it's [C] knowin' I'm not [CM7B] shackled
By for-[C6A]gotten words and [CM7B] bonds
And the [C] ink stains that have
[CM7B] Dried upon some [Dm] line [FaugC#]/[FC]/ [FaugC#]
That [Dm] keeps you in the [FaugC#] backroads by the [F] rivers of my [G7] mem'ry
And [Dm] keeps you ever [G7] gentle on my [C] mind [CM7B]/[C6A]/[CM7B]

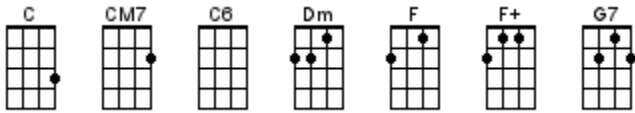
It's not [C] clingin' to the [CM7B] rocks and ivy [C6A] planted on their
[CM7B] columns now that [Dm] binds me [FaugC#]/[FC]/ [FaugC#]
Or [Dm] something that some-[FaugC#]body said
Be-[F]cause they thought we'd [G7] fit together [C] walkin' [CM7B]/[C6A]/[CM7B]

It's just [C] knowin' that the [CM7B] world will not be [C6A] cursin' or for-[CM7B] givin'
When I [C] walk along some [CM7B] railroad track
And [Dm] find [FaugC#]/[FC]/ [FaugC#]
That you're [Dm] movin' on the [FaugC#] backroads
By the [F] rivers of my [G7] mem'ry
And for [Dm] hours you're just [G7] gentle on my [C] mind [CM7B]/[C6A]/[CM7B]

Though the [C] wheat fields and the [CM7B] clotheslines and the [C6A] junkyards
And the [CM7B] highways come be-[Dm]tween us [FaugC#]/[FC]/ [FaugC#]
And some [Dm] other woman's [FaugC#] cryin' to her [F] mother
'Cause she [G7] turned and I was [C] gone [CM7B]/[C6A]/[CM7B]

I [C] still might run in [CM7B] silence, tears of [C6A] joy might stain my [CM7B] face
And the [C] summer sun might [CM7B] burn me
'Til I'm [Dm] blind [FaugC#]/[FC]/ [FaugC#]
But [Dm] not to where I [FaugC#] cannot see you [F] walkin' on the [G7] backroads
By the [Dm] rivers flowin' [G7] gentle on my [C] mind [CM7B]/[C6A]/[CM7B]

I **[C]** dip my cup of **[CM7B]** soup back from a **[C6A]** gurglin', cracklin' **[CM7B]** cauldron
 In some **[Dm]** trainyard **[FaugC#]/[FC]/ [FaugC#]**
 My **[Dm]** beard a roughnin' **[FaugC#]** coal pile
 And a **[F]** dirty hat pulled **[G7]** low across my **[C]** face **[CM7B]/[C6A]/[CM7B]**
 Through **[C]** cupped hands, 'round the **[CM7B]** tin can, I pre-**[C6A]**tend
 To hold you **[CM7B]** to my breast and **[Dm]** find **[FaugC#]/[FC]/ [FaugC#]**
 That you're **[Dm]** wavin' from the **[FaugC#]** backroads
 By the **[F]** rivers of my **[G7]** mem'ry
 Ever **[Dm]** smilin' ever **[G7]** gentle on my **[C]** mind **[CM7B]/[C6A]/[CM7B]/[C]**↓

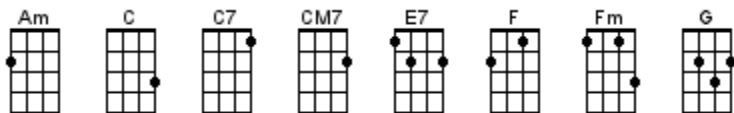


www.bytownukulele.ca

[BACK TO SONGLIST](#)

The Gingerbread House Song (C)

Kyle Harrington 2013



INTRO: / 1 2 3 4 /

[C] / [E7] / [Am] / [F][Fm] /
[C] / [E7] / [Am][G] / [F] / [G] /

[C] I want to live in a [E7] gingerbread house
With a [Am] candy cane fence to keep [F] gummi bears [Fm] out
With a [C] hot chocolate hot tub that [E7] steams year round
And [Am] shiny sugar snow that covers [F] all the [Fm] ground, oh-oh-oh-oh
[C] I want to live in a [E7] gingerbread house
Where it's [Am] Christmas [G] every [F] day [G]

[C]	[E7]	[Am]	[F] [Fm]	[C]	[E7]	[Am]	[F] [Fm]
G ----- ----- ----- -----5--- ----- ----- ----- -----	D ---0-1-2- -2-1-0--- -----0- -1-2---6- ---0-1-2- -2-1-0--- -----0- -1-3-----	A -3----- -----2- -0-2-3--- ----- ---3----- -----2- -0-2-3--- -----3-0-	E ----- ----- ----- ----- ----- ----- ----- -----				
1 2 3 4	1 2 3 4	1 2 3 4	1 2 3 4	1 2 3 4	1 2 3 4	1 2 3 4	1 2 3 4

Light [C D D# E] up, the [E7D# D B] gumdrop lights
On the [AmB C D] M & M cobblestones [FD# E] all through the [FmC' G#'] night
And [C D D# E] check, the vanilla [E7D# D B] wafer-shaped cones
'Cause [AmB C D] Santa and his reindeers are [FD# F] all gonna [FmC, A,] call, oh-oh-oh-oh

[C]	[E7]	[Am] [G]	[F]	[G]
G ----- ----- ----- ----- -----	D ---0-1-2- -2-1-0--- -----5--- -3-2-0--- ---5-0---	A -3----- -----2- -0----- -----3- -----2-	E ----- ----- ----- ----- ---3-----	
1 2 3 4	1 2 3 4	1 2 3 4	1 2 3 4	1 2 3 4

[C D D# E] I want to live in a [E7D# D B] gingerbread house
Where it's [A,m] Christmas [G'] every [F' E D C] day [G, G' D' B']

BRIDGE: (2nd. position)

[F]	[G]	[C]	[C7]	[F]	[G]	[C]	[C7]
G -2----- -4----- -9-7-5-4- -5-4-2-0- -2-0----- -4-2-0--- -9-7-5-4- -5-4-2-0-	D ----- ----- ----- ----- -----3-2- -----3- ----- -----	a ----- ----- ----- ----- ----- ----- ----- -----	E ----- ----- ----- ----- ----- ----- ----- -----				
1 2 3 4	1 2 3 4	1 2 3 4	1 2 3 4	1 2 3 4	1 2 3 4	1 2 3 4	1 2 3 4

And [FA'] all this powdered [GB'] sugar [CE'' D C B] snow [C7B A G]
[FA G F E] Guess there's no-[GB A G F] where to [CE'' D C B] go-o, oh-oh-[C7B A G] oh

[F]	[G]	[C]	[C7]	[F]	[G]	[F]	[G]↓
G -2-0----- -4-2-0--- -9-7-5-4- -5-4-2-0- -2----- -4----- -2----- -4-----	D -----3-2- -----3- ----- ----- ----- -----3- ----- -----	A ----- ----- ----- ----- ----- ----- ----- -----	E ----- ----- ----- ----- ----- ----- ----- -----				
1 2 3 4	1 2 3 4	1 2 3 4	1 2 3 4	1 2 3 4	1 2 3 4	1 2 3 4	1 2 3 4

If [FA G F E] you would squeeze me [GB A G F] like a marshmal-[CE'' D C B] low [C7B A G]
And [FA] never ever ever [GB] ever ever ever
[F A] Ever ever let me [GB]↓ go, oh!

[C] [E7] [Am] [F] [Fm] [C] [E7] [Am] [F] [Fm]
 G|-----|-----|-----|-----5-----|-----|-----|-----|-----|
 D|---0-1-2-|-2-1-0---|-----0-|-1-2---6-|---0-1-2-|-2-1-0---|-----0-|-1-3-----|
 A|-3-----|-----2-|-0-2-3---|-----|---3-----|-----2-|-0-2-3---|-----3-0-|
 E|-----|-----|-----|-----|-----|-----|-----|-----|
 | 1 2 3 4 | 1 2 3 4 | 1 2 3 4 | 1 2 3 4 | 1 2 3 4 | 1 2 3 4 | 1 2 3 4 | 1 2 3 4 |

[C D D# E] I want to live in a **[E7D# D B]** gingerbread house
 With **[AmB C D]** maple syrup streams under **[FD# E]** winter-mint **[FmC' G#']** trees
 With **[C D D# E]** popcorn snowmen and **[E7D# D B]** pretzel-stick skis
 And **[AmB C D]** holly berry hills, you know that's **[FD# F]** all I **[FmC, A,]** need, oh-oh-oh-oh

CHORUS:

[C] [E7] [Am] [G] [F] [Am] [G] [F] [Am]↓ [G]↓
 G|-----|-----|-----0-|-----|-----0-|-----|-----|
 D|---0-1-2-|-2-1-0---|-2---0---|-3-2-0---|-2---0---|-3-2-0---|-----|
 A|-3-----|-----2-|-----|-----3-|-----|-----3-|-0-----|
 E|-----|-----|-----|-----|-----|-----|-----|
 | 1 2 3 4 | 1 2 3 4 | 1 2 3 4 | 1 2 3 4 | 1 2 3 4 | 1 2 3 4 | 1 2 3 4 |

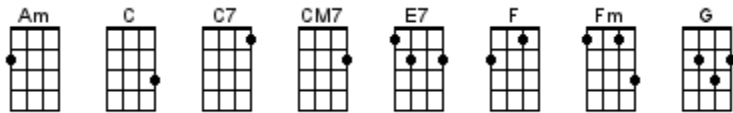
[C D D# E] I want to live in a **[E7D# D B]** gingerbread house
 Where it's **[AmE]** Christmas **[D G]** every **[F E D C]** day
 Where it's **[AmE]** Christmas **[D G]** every **[F E D C]** day
 Where it's **[A,m]↓** Christmas **[G]↓** every

(Ukuleles only)

[C]↓ [E7]↓ day [Am]↓ <slow> [Fm]↓ [Cmaj7]↓
 A|-----3-----|-----2-----|-----0-----|-----3-s10-7---|-2
 E|---0-0-0-0---|---0-0-0-0---|---0-0-0-0---|---1-----|0
 C|---0-0-0-0---|---2-----2---|---0-----0---|---0-----|0
 G|-0-0-0-0-0-|-1-----1-|-2-----2-|-1-----0-|-0
 | 1 + 2 + 3 + 4 + | 1 + 2 + 3 + 4 + | 1 + 2 + 3 + 4 + | 1 + 2 + 3 + 4 + |

The Gingerbread House Song (G)

Kyle Harrington 2013



INTRO: / 1 2 3 4 /

[G] / [B7] / [Em] / [C][Cm] /
 [G] / [B7] / [Em][D] / [C] / [D] /

[G] I want to live in a [B7] gingerbread house
 With a [Em] candy cane fence to keep [C] gummi bears [Cm] out
 With a [G] hot chocolate hot tub that [B7] steams year round
 And [Em] shiny sugar snow that covers [C] all the [Cm] ground, oh-oh-oh-oh
 [G] I want to live in a [B7] gingerbread house
 Where it's [Em] Christmas [D] every [C] day [D]

[G]	[B7]	[Em]	[C] [Cm]	[G]	[B7]	[Em]	[C] [Cm]
G -----	-----	-----	-----5--	-----	-----	-----	-----
D -----	-----	-----	-----5--	-----	-----	-----	-----
A ---0-1-2-	-2-1-0---	-----0-	-1-2---6-	---0-1-2-	-2-1-0---	-----0-	-1-3-----
E -3-----	-----2-	-0-2-3---	-----	-3-----	-----2-	-0-2-3---	-----3-0-
1 2 3 4	1 2 3 4	1 2 3 4	1 2 3 4	1 2 3 4	1 2 3 4	1 2 3 4	1 2 3 4

Light [G A A# B] up, the [B7A# A F#] gumdrop lights
 On the [EmF# G A] M & M cobblestones [CA# B] all through the [CmG D#] night
 And [G A A# B] check, the vanilla [B7A# A F#] wafer-shaped cones
 'Cause [EmF# G A] Santa and his reindeers are [CA# C] all gonna [CmG, E,] call, oh-oh-oh-oh

[G]	[B7]	[Em] [D]	[C]	[D]
G -----	-----	-----	-----	---5-2---
D -----	-----	-----	-----	-----4-
A ---0-1-2-	-2-1-0---	-----5---	-3-2-0---	-5-----
E -3-----	-----2-	-0-----	-----3-	-----
1 2 3 4	1 2 3 4	1 2 3 4	1 2 3 4	1 2 3 4

[G A A# B] I want to live in a [B7A# A F#] gingerbread house
 Where it's [E,m] Christmas [D] every [C B A G] day [D, D' A F#]

BRIDGE: (2nd. position)

[C]	[D]	[G]	[G7]	[C]	[D]	[G]	[G7]
G -----	-----	-----	-----	-----	-----	-----	-----
D -2-----	-4-----	-9-7-5-4-	-5-4-2-0-	-2-0-----	-4-2-0---	-9-7-5-4-	-5-4-2-0-
A -----	-----	-----	-----	-----3-2-	-----3-	-----	-----
E -----	-----	-----	-----	-----	-----	-----	-----
1 2 3 4	1 2 3 4	1 2 3 4	1 2 3 4	1 2 3 4	1 2 3 4	1 2 3 4	1 2 3 4

And [CE'] all this powdered [DF#'] sugar [GB'A G F#] snow [G7F# E D]
 [CE D C B] Guess there's no-[DF# E D C]where to [GB'A G F#] go-o, oh-oh-[G7B A G]oh

[C]	[D]	[G]	[G7]	[C]	[D]	[C]	[D]↓
G -----	-----	-----	-----	-----	-----	-----	-----
D -2-0-----	-4-2-0---	-9-7-5-4-	-5-4-2-0-	-2-----	-4-----	-2-----	-4-----
A -----3-2-	-----3-	-----	-----	-----	-----3-	-----	-----
E -----	-----	-----	-----	-----	-----	-----	-----
1 2 3 4	1 2 3 4	1 2 3 4	1 2 3 4	1 2 3 4	1 2 3 4	1 2 3 4	1 2 3 4

If [CE D C B] you would squeeze me [DF# E D C] like a marshmal-[GB'A G F#] low [G7F# E D]
 And [CE] never ever ever [DF#] ever ever ever
 [C E] Ever ever let me [DF#]↓ go, oh!

[G] [B7] [Em] [C] [Cm] [G] [B7] [Em] [C] [Cm]
 G|-----|-----|-----|-----|-----|-----|-----|-----|
 D|-----|-----|-----|-----5---|-----|-----|-----|-----|
 A|---0-1-2-|-2-1-0---|-----0-|-1-2---6-|---0-1-2-|-2-1-0---|-----0-|-1-3-----|
 E|-3-----|-----2-|-0-2-3---|-----|---3-----|-----2-|-0-2-3---|-----3-0-|
 | 1 2 3 4 | 1 2 3 4 | 1 2 3 4 | 1 2 3 4 | 1 2 3 4 | 1 2 3 4 | 1 2 3 4 | 1 2 3 4 |

[G A A# B] I want to live in a **[B7A# A F#]** gingerbread house
 With **[EmF# G A]** maple syrup streams under **[FA# B]** winter-mint **[FmG' D#']** trees
 With **[G A A# B]** popcorn snowmen and **[B7A# A F#]** pretzel-stick skis
 And **[EmF# G A]** holly berry hills, you know that's **[FA# C]** all I **[FmG, E,]** need, oh-oh-oh-oh

CHORUS:

[G] [B7] [Em] [D] [C] [Em] [D] [C] [Em]↓ [D]↓
 G|-----|-----|-----|-----|-----|-----|-----|-----|
 D|-----|-----|-----0-|-----|-----0-|-----|-----|-----|
 A|---0-1-2-|-2-1-0---|-2---0---|-3-2-0---|-2---0---|-3-2-0---|-----|-----|
 E|-3-----|-----2-|-----|-----3-|-----|-----3-|-0-----|-----|
 | 1 2 3 4 | 1 2 3 4 | 1 2 3 4 | 1 2 3 4 | 1 2 3 4 | 1 2 3 4 | 1 2 3 4 |

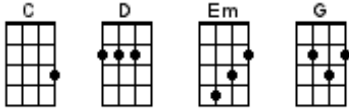
[G A A# B] I want to live in a **[B7A# A F#]** gingerbread house
 Where it's **[EmB]** Christmas **[A D]** every **[C B A G]** day
 Where it's **[EmB]** Christmas **[A D]** every **[C B A G]** day
 Where it's **[E,m]↓** Christmas **[D]↓** every

(Ukuleles only)

[C]↓ [E7]↓ day [Am]↓ <slow> [Fm]↓ [Cmaj7]↓
 A|-----3-----|-----2-----|-----0-----|-----3-s10-7---|-2
 E|-----0-----0-----|-----0-----0-----|-----0-----0-----|-----1-----|-----0
 C|---0-----0---|---2-----2---|---0-----0---|---0-----|-----0
 G|-0-----0-|-1-----1-|-2-----2-|-1-----0-|-0
 | 1 + 2 + 3 + 4 + | 1 + 2 + 3 + 4 + | 1 + 2 + 3 + 4 + | 1 + 2 + 3 + 4 + |

Gracefield

Fiftymen 2002



INTRO: / 1 2 / 1 2 / [G] / [G]

She [G] said I was laconic, I said [C] have a gin and tonic girl
And [G] I thought she should run along and [D] play [D]
[G] Said that I was cursed, but I [C] think it would be worse
If [G] she heard what [D] I had to [G] say [G]

CHORUS:

She's [G] living large in Gracefield, in the [C] summertime it's grand
[G] Soaking up the sunshine by the [D] water on the sand
[G] Living large in Gracefield, as [C] wild as she can be
But [G] when the summer's over, man, she'll [D] come on home to [G] me [G]

She [G] said that I was snappy, and while that [C] didn't make me happy
It [G] didn't give me cause to com-[D]plain [D]
She [G] said that I was curt, now [C] I'll admit that hurt
But [G] I have my com-[D]posure to main-[G]tain [G]

CHORUS:

She's [G] living large in Gracefield, in the [C] summertime it's grand
[G] Soaking up the sunshine by the [D] water on the sand
[G] Living large in Gracefield, as [C] wild as she can be
But [G] when the summer's over, man, she'll [D] come on home to [G] me [G]

BRIDGE:

And [G] I'll [F#] take [F] her [Em] back, like I did last [C] fall [C]
[G] I'll [F#] take [F] her [G] back, corn-rowed hair and [D] all [D]

INSTRUMENTAL:

And [G] I'll [F#] take [F] her [Em] back, like I did last [C] fall [C]
[G] I'll [F#] take [F] her [G] back, corn-rowed hair and [D] all [D]
And [G] I'll [F#] take [F] her [Em] back, like I did last [C] fall [C]
[G] I'll [F#] take [F] her [G] back, corn-rowed hair and [D] all [D]

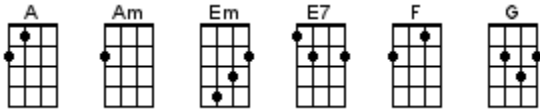
Now I've [G] talked all summer long, about [C] women, wine and song
[G] Even though there's no one there to [D] hear [D]
[G] Comes around the fall, I've [C] pretty much said it all
[G] She'll do all the [D] talking for another [G] year [G]

CHORUS:

She's [G] living large in Gracefield, in the [C] summertime it's grand
[G] Soaking up the sunshine by the [D] water on the sand
[G] Living large in Gracefield, as [C] wild as she can be
But [G] when the summer's over, man, she'll [D] come on home to [G] me [G]↓↓

Happy Together

Garry Bonner and Alan Gordon 1967 (recorded by The Turtles)



INTRO: / 1 2 3 4 / [Am] [Am] [Am] [Am]
 G|-2-5-4-2-|-2-2-0-2-|-2-5-4-2-|-2-2-0-2-|
 D|2-----|2-----|2-----|2-----|
 A|-----|-----|-----|-----|
 E|-----|-----|-----|-----|
 | 1 2 3 4 | 1 2 3 4 | 1 2 3 4 | 1 2 3 4 |

Typical verse:

[Am] [G] [F] [E7]
 G|-2-5-4-2-|-2-2-0-2-|-0-4-2-0-|-0-0-----|---2-0---|-----|-----|-----|
 D|2-----|2-----|0-----|0---3-5-|-3---3-|-3-3-2-3-|-2-2---2-|-2-2---2-|
 A|-----|-----|-----|-----|3-----|3-----|2---2---|2---2---|
 E|-----|-----|-----|-----|-----|-----|-----|-----|
 | 1 2 3 4 | 1 2 3 4 | 1 2 3 4 | 1 2 3 4 | 1 2 3 4 | 1 2 3 4 | 1 2 3 4 | 1 2 3 4 |

Imagine [Am] me and you, I do
 [Am] I think about you [G] day and night, it's only right
 To think about the [F] girl you love, and hold her tight
 So happy to-[E7]gether / [E7] /

If I should [Am] call you up, invest a dime
 And you say you be-[G]long to me, and ease my mind
 Imagine how the [F] world could be, so very fine
 So happy to-[E7]gether / [E7] /

CHORUS:

[A] I can't see me [Em] lovin' nobody but [A] you, for all my [G] life
 [A] When you're with me [Em] baby the skies'll be [A] blue, for all my [G] life

[Am] Me and you, and you and me
 No matter how they [G] toss the dice, it had to be
 The only one for [F] me is you, and you for me
 So happy to-[E7]gether / [E7] /

CHORUS:

[A] I can't see me [Em] lovin' nobody but [A] you, for all my [G] life
 [A] When you're with me [Em] baby the skies'll be [A] blue, for all my [G] life

[Am] Me and you, and you and me
 No matter how they [G] toss the dice, it had to be
 The only one for [F] me is you, and you for me
 So happy to-[E7]gether / [E7] /

CHORUS:

[A] Bah bah bah bah [Em] ba-ba-ba-bah ba-ba [A] bah ba-ba-ba [G] baaah
 [A] Bah bah bah bah [Em] ba-ba-ba-bah ba-ba [A] bah ba-ba-ba [G] baa-[G]aaah

[Am] Me and you, and you and me
No matter how they **[G]** toss the dice, it had to be
The only one for **[F]** me is you, and you for me
So happy to-**[E7]**gether **[Am]**

So happy to-**[E7]**gether **[Am]** how is the **[E7]** weather
[Am] So happy to-**[E7]**gether **[Am]** we're happy to-**[E7]**gether
[Am] So happy to-**[E7]**gether **[Am]** happy to-**[E7]**gether
[Am] So happy to-**[E7]**gether **[Am]** so happy to-**[E7]**gether **[A]**↓

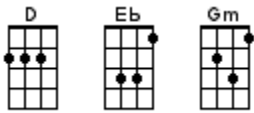
www.bytownukulele.ca

[BACK TO SONGLIST](#)

Havana

Camila Cabello 2017 with Williams, Feeney, Hazzard, Tamposi, Lee, Watt, Williams, Bell, Gunesberk

UBass – drop D tuning
Vibra slap



Typ. UBass – drop D tuning

```
| [G]          | [Eb]          | [D]          |
G|-----|-----|-----|
D| -5-----5-|-1-----1-|-0-----| alternative to drop D tuning
A|-----|-----|-----|
D| -5-----5-|-1-----1-|-0-----| drop D tuning
| 1 + 2 + | 1 + 2 + | 1 + 2 + |
```

INTRO: / 1 2 3 4 /

[Gm][Eb]/[D]/
[Gm][Eb]/[D]

Ha-[Gm]vana oo-na-[Eb]na
[D] Half of my heart is in Ha-[Gm]vana oo-na-[Eb]na
[D] He took me back to East At-[Gm]lanta na-na-
[Eb]na <https://cloud.bytownukulele.ca/index.php/s/I35YqXkD7j04ntF>
[D] All of my heart is in Ha-[Gm]vana
There's [Eb] somethin' `bout his [D] manners

He [Gm] didn't walk up with that [Eb] "how you do-[D]in'?"
He [Gm] said there's a lot of girls [Eb] I can do with [D]
I'm [Gm] doin' forever [Eb] in a mi-[D]nute
[Gm] Papa says he got [Eb] malo in [D] him, he got me feelin' like

PRE-CHORUS:

[Gm] Ooo oo-[Eb]oo-oo-oo-oo-[D]oo-oo
I knew it when I [Gm] met him
I [Eb] loved him when I [D] left him, got me feelin' like
[Gm] Ooo oo-[Eb]oo-oo-oo-oo-[D]oo-oo
And then I had to [Gm] tell him
I [Eb] had to go-[D]↓o, oh na-na-na-na-na

CHORUS:

Ha-[Gm]vana oo-na-[Eb]na
[D] Half of my heart is in Ha-[Gm]vana oo-na-[Eb]na
[D] He took me back to East At-[Gm]lanta na-na-[Eb]na
[D] All of my heart is in Ha-[Gm]vana
My [Eb] heart is in Ha-[D]vana

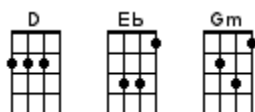
Bass out **[Gm]** Jef-**[Eb]**frey just gradu-**[D]**ated fresh on campus mmm **[Gm]**
[Eb] Fresh out East At-**[D]**lanta with no manners damn **[Gm]** Bass in
 Bass in **[Eb]** Bump on her **[D]** bumper like a traffic jam
[Gm] Hey **[Eb]** I was quick to **[D]** pay that girl like Uncle Sam
[Gm] She back it on **[Eb]** me, shawty **[D]** cravin' on me, get to diggin' on me
[Gm] She waited on **[Eb]** me, shawty **[D]** cakin' on me, got the bacon on me
 Bass out **[Gm]** This is history in the **[Eb]** makin' on me
[D] Point blank close range, that be
[Gm] If it cost a milli-**[Eb]**on, that's me
[D]↓ I was gettin' mula, man they feel me
 Bass in

CHORUS:

Ha-**[Gm]**vana oo-na-**[Eb]**na
[D] Half of my heart is in Ha-**[Gm]**vana oo-na-**[Eb]** na
[D] He took me back to East At-**[Gm]**lanta na-na-**[Eb]**na
[D] All of my heart is in Ha-**[Gm]**vana
 My **[Eb]** heart is in Ha-**[D]**↓vana 2 3 4

[Gm] Ooo oo-**[Eb]**oo-oo-oo-oo-**[D]**oo-oo
[Gm] Ooo oo-**[Eb]**oo-oo-oo-oo-**[D]**oo, take me back to my

Ha-**[Gm]**vana oo-na-**[Eb]**na
[D] Half of my heart is in Ha-**[Gm]**vana oo-na-**[Eb]**na
[D] He took me back to East At-**[Gm]**lanta na-na-**[Eb]**na
[D] All of my heart is in Ha-**[Gm]**vana
 My **[Eb]** heart is in Ha-**[D]**vana, Havana oo-na-**[Gm]**↓na



Help Me Rhonda

Brian Wilson, Mike Love 1965 (The Beach Boys SINGLE version)

INTRO: / 1 2 3 4 / [C] / [C]

```
[C] [C]
|-----2-----|-----2-----|
|-----2---5-2---2-|-----2---5-2---2-|
|-3-----5---| -3-----5---|
|-----|-----|
| 1 + 2 + 3 + 4 + | 1 + 2 + 3 + 4 + |
```

```
[C] [G7] [C] [C]
|-----2-----|-----2-----|-----2-----|-----2-----|
|-----2---5-2---2-|-----2---5-2---2-|-----2---5-2---2-|-----2---5-2---2-|
|-3-----5---| -3-----5---| -3-----5---| -3-----5---|
|-----| -3-----5---|-----|-----|
| 1 + 2 + 3 + 4 + | 1 + 2 + 3 + 4 + | 1 + 2 + 3 + 4 + | 1 + 2 + 3 + 4 + |
```

Well [C] since she put me down I've been [G7] out doin' in my [C] head [C]
I come [C] in late at night And in the [G7] mornin' I just lay in [C] bed [C]

```
[Am] [Am] [F] [D7]
|-----|-----|-----|-----|
|-----|-----|-----|-----|
|-0---0---0---0---| -0---0---0---0---| -3---3---3---3---| -5---5---5---5-4-|
|-----0---|-----|-----|-----|
| 1 + 2 + 3 + 4 + | 1 + 2 + 3 + 4 + | 1 + 2 + 3 + 4 + | 1 + 2 + 3 + 4 + |
```

```
[C] [F] [C] [C]
|-----|-----|-----|-----|
|-----|-----|-----|-----|
|-3---3---3---3---| -5---5---5---5---| -2h3-3---2---3---| -5---3---2---3---|
|-----|-----|-----|-----|
| 1 + 2 + 3 + 4 + | 1 + 2 + 3 + 4 + | 1 + 2 + 3 + 4 + | 1 + 2 + 3 + 4 + |
```

Well [Am] Rhonda you look so fine And I [F] know it wouldn't take much [D7] time
For you to [C] help me Rhonda [F] Help me get her out of my [C] heart [C]

CHORUS:

```
[G7] [G7] [C] [C]
|-----|-----|-----|-----|
|-----|-----|-----|-----|
|-3---3---3---5-3-| -3---3---3---5-3-| -3---3---3---3-3-| -3---3---3---3-3-|
|-3---3---3---5-3-| -3---3---3---5-3-| -----5-3-| -----|
| 1 + 2 + 3 + 4 + | 1 + 2 + 3 + 4 + | 1 + 2 + 3 + 4 + | 1 + 2 + 3 + 4 + |
```

```
[G7] [G7] [C] [C]
|-----|-----|-----|-----|
|-----|-----|-----|-----2-|
|-3---3---3---5-3-| -3---3---3---5-3-| -3---3---3---5-3-| -3---3---3---5-3-|
|-3---3---3---5-3-| -3---3---3---5-3-| -----5-3-| -----|
| 1 + 2 + 3 + 4 + | 1 + 2 + 3 + 4 + | 1 + 2 + 3 + 4 + | 1 + 2 + 3 + 4 + |
```

[G7] Help me Rhonda, help help me Rhonda [C] Help me Rhonda, help help me Rhonda
[G7] Help me Rhonda, help help me Rhonda [C] Help me Rhonda, help help me Rhonda

[F]	[F]	[Am]	[C]
-----2-----	-----2-----	-----2-----	-----2-----
-3--3--3-----	-3--3--3--3---	-----2-----	-----2-----
-----3-5-----	-----5-----	-----2-----	-3--3--3--3-3-
-----5-----	-----5-----	-----2-----	-----2-----
1 + 2 + 3 + 4 +	1 + 2 + 3 + 4 +	1 + 2 + 3 + 4 +	1 + 2 + 3 + 4 +
[Dm]	[G7] ↓	[C]	[C]
-----2-----	-----2-----	-----2-----	-----2-----
-----2-----	-----2-----	-----2-----	-----2-----
-5--5--5-5-5-5-	-----2-----	-----2-----	-5-3-2-3-5-3-2-
-----3-----	-----2-----	-----2-----	-----2-----
1 + 2 + 3 + 4 +	1 + 2 + 3 + 4 +	1 + 2 + 3 + 4 +	1 + 2 + 3 + 4 +

[F] Help me Rhonda, help help me Rhonda [Am] Help me Rhonda [C] help help me Rhonda
 [Dm] Help me Rhonda [G7] ↓ yeah Get her out of my [C] heart [C]

[C]	[G7]	[C]	[C]
-----2-----	-----2-----	-----2-----	-----2-----
-2--2--5-2--2-	-----2-----	-2--2--5-2--2-	-2--2--5-2--2-
-3-----5---	-2--2--5-2--2-	-3-----5---	-3-----5---
-----3-----	-----5-----	-----2-----	-----2-----
1 + 2 + 3 + 4 +	1 + 2 + 3 + 4 +	1 + 2 + 3 + 4 +	1 + 2 + 3 + 4 +

She was [C] gonna be my wife And [G7] I was gonna be her [C] man [C]
 But she [C] let another guy come be-[G7]tween us And it shattered our [C] plan [C]

[Am]	[Am]	[F]	[D7]
-----2-----	-----2-----	-----2-----	-----2-----
-----2-----	-----2-----	-3--3--3--3---	-----2-----
-0--0--0--0---	-0--0--0--0---	-----2-----	-5--5--5--5-4-
-----0-----	-----2-----	-----2-----	-----2-----
1 + 2 + 3 + 4 +	1 + 2 + 3 + 4 +	1 + 2 + 3 + 4 +	1 + 2 + 3 + 4 +
[C]	[F]	[C]	[C]
-----2-----	-----2-----	-----2-----	-----2-----
-----2-----	-----2-----	-----2-----	-----2-----
-3--3--3--3---	-5--5--5--5---	-2h3-3--2--3---	-5--3--2--3---
-----2-----	-----2-----	-----2-----	-----2-----
1 + 2 + 3 + 4 +	1 + 2 + 3 + 4 +	1 + 2 + 3 + 4 +	1 + 2 + 3 + 4 +

Well [Am] Rhonda you caught my eye And I can [F] give you lots of reasons [D7] why
 You gotta [C] help me Rhonda [F] Help me get her out of my [C] heart [C]

CHORUS:

[G7]	[G7]	[C]	[C]
-----2-----	-----2-----	-----2-----	-----2-----
-----2-----	-----2-----	-----2-----	-----2-----
-3--3--3--5-3-	-3--3--3--5-3-	-3--3--3-----	-3--3--3--3-3-
-----5-3-----	-----5-3-----	-----5-3-----	-----2-----
1 + 2 + 3 + 4 +	1 + 2 + 3 + 4 +	1 + 2 + 3 + 4 +	1 + 2 + 3 + 4 +
[G7]	[G7]	[C]	[C]
-----2-----	-----2-----	-----2-----	-----2-----
-----2-----	-----2-----	-----2-----	-----2-----
-3--3--3--5-3-	-3--3--3--5-3-	-3--3--3-----	-3--3--3--5---
-----5-3-----	-----5-3-----	-----5-3-----	-----2-----
1 + 2 + 3 + 4 +	1 + 2 + 3 + 4 +	1 + 2 + 3 + 4 +	1 + 2 + 3 + 4 +

[G7] Help me Rhonda, help help me Rhonda [C] Help me Rhonda, help help me Rhonda
 [G7] Help me Rhonda, help help me Rhonda [C] Help me Rhonda, help help me Rhonda

[F]	[F]	[Am]	[C]
-----	-----	-----	-----
-3--3--3-----	-3--3--3--3--	-----	-----
-----3-5-	-----5-	-----	-3--3--3--3-3-
-----	-----	-5--5--5--5--	-----
1 + 2 + 3 + 4 +	1 + 2 + 3 + 4 +	1 + 2 + 3 + 4 +	1 + 2 + 3 + 4 +
[Dm]	[G7] ↓	[C]	[C]
-----	-----	-----	-----
-----	-----	-----	-----
-5--5--5-5-5-5-	-----	-----	-5-3-2-3-5-3-2-
-----	-3-----	-----	-----
1 + 2 + 3 + 4 +	1 + 2 + 3 + 4 +	1 + 2 + 3 + 4 +	1 + 2 + 3 + 4 +

[F] Help me Rhonda, help help me Rhonda **[Am]** Help me Rhonda **[C]** help help me Rhonda
[Dm] Help me Rhonda **[G7]↓** yeah Get her out of my **[C]** heart **[C]**

INSTRUMENTAL:

[C]	-3-	[C]	-3-	[C]	-3-	[C]	-3-
-----	-----	-----	-----	-----	-----	-----	-----
-----	-----	-----	-----	-----	-----	-----	-----0-2-
-3--3--3--0-2-	-3--3--3--0-2-	-3--3--3--0-2-	-3--3--3--0-2-	-3--3--3--0-2-	-3--3--3--3-3-3-	-3--3--3--3-3-3-	-3--3--3--3-3-3-
-----3-----	-----3-----	-----3-----	-----3-----	-----3-----	-----3-----	-----3-----	-----3-----
1 + 2 + 3 + 4 +	1 + 2 + 3 + 4 +	1 + 2 + 3 + 4 +	1 + 2 + 3 + 4 +	1 + 2 + 3 + 4 +	1 + 2 + 3 + 4 +	1 + 2 + 3 + 4 +	1 + 2 + 3 + 4 +
[F]	-3-	[F]	-3-	[C]	-3-	[C]	-3-
-----	-----	-----	-----	-----	-----	-----	-----
-3--3--3--0-2-	-3--3--3-3-0-2-	-3--3--3-3-0-2-	-3--3--3-3-0-2-	-3--3--3-3-0-2-	-3--3--3-3-0-2-	-3--3--3-3-0-2-	-3--3--3-3-0-2-
-----3-----	-----3-----	-----3-----	-----3-----	-3--3--3--0-2-	-3--3--3--0-2-	-3--3--3--0-2-	-5-3-2-3-5-3-2-
-----	-----	-----	-----	-----3-----	-----3-----	-----3-----	-----3-----
1 + 2 + 3 + 4 +	1 + 2 + 3 + 4 +	1 + 2 + 3 + 4 +	1 + 2 + 3 + 4 +	1 + 2 + 3 + 4 +	1 + 2 + 3 + 4 +	1 + 2 + 3 + 4 +	1 + 2 + 3 + 4 +
[Dm]	-3-	[F]	-3-	[C]	-3-	[C]	-3-
-----	-----	-----	-----	-----	-----	-----	-----
-0--0--0--0-0-0-	-3--3--3--3-3-3-	-3--3--3--3-3-3-	-3--3--3--3-3-3-	-3--3--3--3-3-3-	-3--3--3--3-3-3-	-3--3--3--3-3-3-	-----2-3-3-
-----	-----	-----	-----	-----	-----	-----	-----0-3-----
-----	-----	-----	-----	-3--3--3--3-3-3-	-3--3--3--3-3-3-	-3--3--3--3-3-3-	-3--3--3--3-3-3-
1 + 2 + 3 + 4 +	1 + 2 + 3 + 4 +	1 + 2 + 3 + 4 +	1 + 2 + 3 + 4 +	1 + 2 + 3 + 4 +	1 + 2 + 3 + 4 +	1 + 2 + 3 + 4 +	1 + 2 + 3 + 4 +

[C] / [C] / [C] / [C] / [F] / [F] / [C] / [C] / [Dm] / [F] / [C] B-**[C]**bow bow bow bow

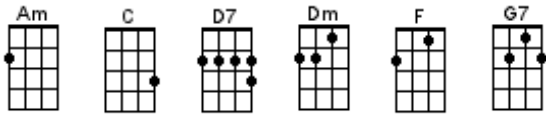
CHORUS:

[G7]	[G7]	[C]	[C]
-----	-----	-----	-----
-----	-----	-----	-----
-3--3--3--5-3-	-3--3--3--5-3-	-3--3--3-----	-3--3--3--3-3-3-
1 + 2 + 3 + 4 +	1 + 2 + 3 + 4 +	1 + 2 + 3 + 4 +	1 + 2 + 3 + 4 +
[G7]	[G7]	[C]	[C]
-----	-----	-----	-----
-----	-----	-----	-----
-3--3--3--5-3-	-3--3--3--5-3-	-3--3--3-----	-3--3--3--5-3-3-
1 + 2 + 3 + 4 +	1 + 2 + 3 + 4 +	1 + 2 + 3 + 4 +	1 + 2 + 3 + 4 +

[G7] Help me Rhonda, help help me Rhonda **[C]** Help me Rhonda, help help me Rhonda
[G7] Help me Rhonda, help help me Rhonda **[C]** Help me Rhonda, help help me Rhonda

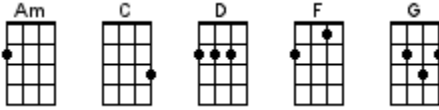
[F]	[F]	[Am]	[C]
-----	-----	-----	-----
-3---3---3-----	-3---3---3---3---	-----	-----
-----3-5-	-----5-	-----	-3---3---3---3-3-
-----	-----	-5---5---5---5---	-----
1 + 2 + 3 + 4 +	1 + 2 + 3 + 4 +	1 + 2 + 3 + 4 +	1 + 2 + 3 + 4 +
[Dm]	[G7] ↓	[C]	[C] ↓
-----	-----	-----	-----
-----	-----	-----	-----
-5---5---5-5-5-5-	-----	-----	-3-----
-----	-3-----	-----	-----
1 + 2 + 3 + 4 +	1 + 2 + 3 + 4 +	1 + 2 + 3 + 4 +	1 + 2 + 3 + 4 +

[F] Help me Rhonda, help help me Rhonda [Am] Help me Rhonda [C] help help me Rhonda
 [Dm] Help me Rhonda [G7] ↓ yeah Get her out of my [C] heart [C] ↓



Here Comes The Rain Again

Annie Lennox and David A. Stewart 1984 (recorded by Eurythmics)



INTRO: / 1 2 3 4 /

[Am] [Am] [F] [F]
 UBass: G | -2-----0-0-0-2-2- | -----0-0-0-2-2- | -----0-0-0-2-2- | -----0-0-0-2-2- |
 D | ----- | ----- | -3-3-3----- | ----- |
 Uke: A | -0-----2---3--- | -----0-2-2-3--- | -0-----2---3--- | -----0-2-2-3--- |
 E | ----- | ----- | ----- | ----- |
 | 1 + 2 + 3 + 4 + | 1 + 2 + 3 + 4 + | 1 + 2 + 3 + 4 + | 1 + 2 + 3 + 4 + |

[G] [G] [Am] [Am]
 UBass: G | -0-0-0-----0-0- | -----0-0-0- | -2-2-2-0-0-0-2-2- | -----0-0-0-2-2- |
 D | -----3-3-3----- | -----3-3-3----- | ----- | ----- |
 Uke: A | -----0---2--- | -----0-0-2--- | -0----- | ----- |
 E | -3----- | ----- | ----- | ----- |
 | 1 + 2 + 3 + 4 + | 1 + 2 + 3 + 4 + | 1 + 2 + 3 + 4 + | 1 + 2 + 3 + 4 + |

[Am] [Am] [F] [F]
 UBass: G | -2-----0-0-0-2-2- | -----0-0-0-2-2- | -----0-0-0-2-2- | -----0-0-0-2-2- |
 D | ----- | ----- | -3-3-3----- | ----- |
 Uke: A | -0-----2---3--- | -----0-2-2-3--- | -0-----2---3--- | -----0-2-2-3--- |
 E | ----- | ----- | ----- | ----- |
 | 1 + 2 + 3 + 4 + | 1 + 2 + 3 + 4 + | 1 + 2 + 3 + 4 + | 1 + 2 + 3 + 4 + |

[G] [G] [Am] [Am]
 UBass: G | -0-0-0-----0-0- | -----0-0-0- | -2-2-2-0-0-0-2-2- | -----0-0-0-2-2- |
 D | -----3-3-3----- | -----3-3-3----- | ----- | ----- |
 Uke: A | -----0---2--- | -----0-0-2--- | -0----- | ----- |
 E | -3----- | ----- | ----- | ----- |
 | 1 + 2 + 3 + 4 + | 1 + 2 + 3 + 4 + | 1 + 2 + 3 + 4 + | 1 + 2 + 3 + 4 + |

[Am] Here comes the rain again [F] falling on my head like a memory
 [G] Falling on my head like a new emotion [Am] / [Am] /
 [Am] I want to walk in the open wind [F] I want to talk like lovers do
 I [G] want to dive into your ocean, is it [Am] raining with you

Peddle: So baby [FC'] talk to me, [FC'] like [C,] lovers do [C,]
 [FC'] Walk with me, [FC'] like [C,] lovers do [C,]
 [FC'] Talk to me, [FC'] like [C,] lovers do [C,]

	[D]	[D]	[G]	↓ Spring gong
UBass:	G ----- ----- -0-0-0-0-0-0-0-0- -0-----	D -0-0-0-0-0-0-0-0- -0-0-0-0-0-0-0-0- ----- -----		
Uke:	A -0----- ----- -----5- -5----- -----	E ----- ----- -----3-3-3----- -----	C -2-2-2----- ----- -----2-2----- -----	
	1 + 2 + 3 + 4 +	1 + 2 + 3 + 4 +	1 + 2 + 3 + 4 +	1 + 2 + 3 + 4 +

[Am] Here comes the rain again **[F]** raining on my head like a tragedy
[G] Tearing me apart like a new emotion **[Am]** / **[Am]** /
[Am] I want to breathe in the open wind **[F]** I want to kiss like lovers do
I **[G]** want to dive into your ocean, is it **[Am]** raining with you

Peddle: So baby **[FC']** talk to me, **[FC']** like **[C,]** lovers do **[C,]**
[FC'] Walk with me, **[FC']** like **[C,]** lovers do **[C,]**
[FC'] Talk to me, **[FC']** like **[C,]** lovers do **[C,]**

	[D]	[D]	[G]	↓ Spring gong
UBass:	G ----- ----- -0-0-0-0-0-0-0-0- -0-----	D -0-0-0-0-0-0-0-0- -0-0-0-0-0-0-0-0- ----- -----		
Uke:	A -0----- ----- -----5- -5----- -----	E ----- ----- -----3-3-3----- -----	C -2-2-2----- ----- -----2-2----- -----	
	1 + 2 + 3 + 4 +	1 + 2 + 3 + 4 +	1 + 2 + 3 + 4 +	1 + 2 + 3 + 4 +

	[Am]	[F]	[Am]	[Am]
UBass:	G ----- ----- ----- -----	D -2-2-2-2-2-2-2-2- -3-3-3-3-3-3-3-3- ----- -----2-----	A ----- ----- -0-0-0-0-0-0-0-0- -0---2---3-----	
Uke:	A -2-----0----- -2-----0----- -0----- -0---2---3---7---	E -----0--- -----1--- ----- -----	C ----- ----- ----- -----	
	1 + 2 + 3 + 4 +	1 + 2 + 3 + 4 +	1 + 2 + 3 + 4 +	1 + 2 + 3 + 4 +

	[Am]	[F]	[G]	[G]
UBass:	G ----- ----- -0-0-0-0-0-0-0-0- -0-0-0-0-0-0-0-0-0-	D -2-2-2-2-2-2-2-2- -----3-3-3-3- ----- -----		
Uke:	A -2-----0----- ----- -----	E -----0--- -3-----1----- -----	C ----- ----- -2-----	
	1 + 2 + 3 + 4 +	1 + 2 + 3 + 4 +	1 + 2 + 3 + 4 +	

Peddle: **[G]** So baby **[FC']** talk to me, **[FC']** like **[C,]** lovers do **[C,]**

	[D]	[D]	[G]	[G] ↓
UBass:	G ----- ----- -0-0-0-0-0-0-0-0- -0-----	D -0-0-0-0-0-0-0-0- -0-0-0-0-0-0-0-0- ----- -----		
Uke:	A -0----- ----- -----5- -5----- -----	E ----- ----- -----3-3-3----- -----	C -2-2-2----- ----- -----2-2----- -----	
	1 + 2 + 3 + 4 +	1 + 2 + 3 + 4 +	1 + 2 + 3 + 4 +	1 + 2 + 3 + 4 +

[Am] [Am] [F] [F]

UBass: G|-2-----0-0-0-2-2-|-----0-0-0-2-2-|-----0-0-0-2-2-|-----0-0-0-2-2-|
D|-----|-----|-3-3-3-----|-----|

Uke: A|-0-----2---3---|-----0-2-2-3---| -0-----2---3---|-----0-2-2-3---|
E|-----|-----|-----|-----|
| 1 + 2 + 3 + 4 + | 1 + 2 + 3 + 4 + | 1 + 2 + 3 + 4 + | 1 + 2 + 3 + 4 + |

[G] [G] [Am] [Am]

UBass: G|-0-0-0-----0-0-|-----0-0-| -2-2-2-0-0-0-2-2-|-----0-0-0-2-2-|
D|-----3-3-3-----|-----3-3-3-----|-----|-----|

Uke: A|-----0---2---|-----0-0-2---| -0-----|-----|
E|-3-----|-----|-----|-----|
| 1 + 2 + 3 + 4 + | 1 + 2 + 3 + 4 + | 1 + 2 + 3 + 4 + | 1 + 2 + 3 + 4 + |

[Am] [Am] [F] [F]

UBass: G|-2-----0-0-0-2-2-|-----0-0-0-2-2-|-----0-0-0-2-2-|-----0-0-0-2-2-|
D|-----|-----|-3-3-3-----|-----|

Uke: A|-0-----2---3---|-----0-2-2-3---| -0-----2---3---|-----0-2-2-3---|
E|-----|-----|-----|-----|
| 1 + 2 + 3 + 4 + | 1 + 2 + 3 + 4 + | 1 + 2 + 3 + 4 + | 1 + 2 + 3 + 4 + |

[G] [G] [Am] [Am]

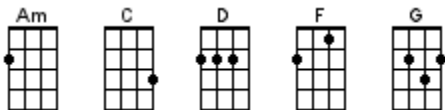
UBass: G|-0-0-0-----0-0-|-----0-0-| -2-2-2-0-0-0-2-2-|-----0-0-0-2-2-|
D|-----3-3-3-----|-----3-3-3-----|-----|-----|

Uke: A|-----0---2---|-----0-0-2---| -0-----|-----|
E|-3-----|-----|-----|-----|
| 1 + 2 + 3 + 4 + | 1 + 2 + 3 + 4 + | 1 + 2 + 3 + 4 + | 1 + 2 + 3 + 4 + |

[Am] Here comes the rain again [F] falling on my head like a memory
[G] Falling on my head like a new emotion [Am] / [Am] /
[Am] I want to walk in the open wind [F] I want to talk like lovers do
[G] Want to dive into your ocean, is it [Am] raining with you

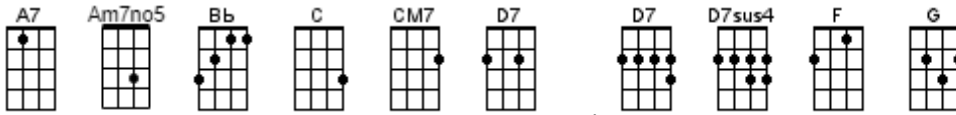
[Am] Here comes the rain again [F] falling on my head like a memory
[G] Falling on my head like a new emotion [Am] / [Am] /
[Am] I want to walk in the open wind [F] I want to talk like lovers do
[G] Want to dive into your ocean, is it [Am] raining with you

[Am] Here comes the rain again [F] falling on my head like a memory
[G] Falling on my head like a new emotion [Am] / [Am]↓



Here Comes The Sun

George Harrison 1969



and

INTRO: / 1 2 3 4 /

[G] [C] [D7]
 G|-----4-0-2-4---0-|-----4-2---0-----|---0---2---0-----|-----0---2-----|
 D|-----|-----2-|-----2-|-4-2-4-----|
 | 1 + 2 + 3 + 4 + | 1 + 2 + 3 + 4 + | 1 + 2 + 3 + 4 + | 1 + 2 + 3 + 4 + |

[G] [CM7] [D7] ↓ Chimes – high to low
 G|-----4-0-2-4---0-|-----4-2---0-----|---4---2---0-----|-----|
 D|-----|-----2-|-----4-|-----|
 | 1 + 2 + 3 + 4 + | 1 + 2 + 3 + 4 + | 1 + 2 + 3 + 4 + | 1 + 2 + 3 + 4 + |

[G] Little darling, the smile's re-[C]turning to their [D7] faces
 [G] Little darling, it seems like [CM7] years since it's been [D7] ↓ here Chimes – high to low

[G] Here comes the sun, doo, doo, doo, doo
 [CM7] Here comes the [A7] sun
 And I say [G] it's alright / [CE'] ↓ [GD'] ↓ [Am7no5C] ↓ / [GD'] ↓ [D7G' D'] ↓ ↓ /

[G] Little darling, it's been a [C] long cold lonely [D7F# E F#G A] winter
 | 1 + 2 + 3 + 4 + |

[G] Little darling, it feels like [CM7] years since it's been [D7] here

[G] Here comes the sun, doo, doo, doo, doo
 [CM7] Here comes the [A7] sun
 And I say [G] it's alright / [CE'] ↓ [GD'] ↓ [Am7no5C] ↓ / [GD'] ↓ [D7G' D'] ↓ ↓ /
 [G] / [D7F#E F#G A] /

[G] Little darling, the smile's re-[C]turning to their [D7F#E F#G A] faces
 [G] Little darling, it seems like [CM7] years since it's been [D7] here

[G] Here comes the sun, doo, doo, doo, doo
 [CM7] Here comes the [A7] sun
 And I say [G] it's alright / [CE'] ↓ [GD'] ↓ [Am7no5C] ↓ / [GD'] ↓ [D7G' D'] ↓ ↓ /
 [G] / [D7] ↓ ↓ [D'F#A] /

[Bb'] ↓ Sun [FA'] ↓ sun [CG'] ↓ sun here it [G'] comes [D7] ↓ ↓ [D'F#A]
 [Bb'] ↓ Sun [FA'] ↓ sun [CG'] ↓ sun here it [G'] comes [D7] ↓ ↓ [D'F#A]
 [Bb'] ↓ Sun [FA'] ↓ sun [CG'] ↓ sun here it [G'] comes [D7] ↓ ↓ [D'F#A]
 [Bb'] ↓ Sun [FA'] ↓ sun [CG'] ↓ sun here it [G'] comes [D7] ↓ ↓ [D'F#A]
 [Bb'] ↓ Sun [FA'] ↓ sun [CG'] ↓ sun
 Here it [G'] comes / [D7F#] / [D7sus4G] / [D7A] / [D7C'] /

[G] Little darling, I feel that **[C]** ice is slowly **[D7F#E F#G A]** melting
[G] Little darling, it seems like **[CM7]** years since it's been **[D7]** clear

[G] Here comes the sun, doo, doo, doo, doo

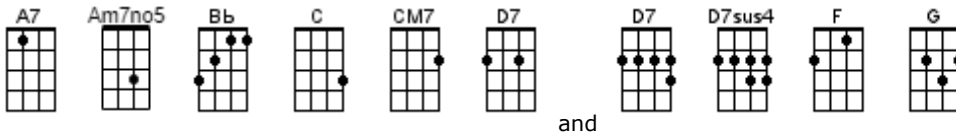
[CM7] Here comes the **[A7]** sun

And I say **[G]** it's alright / **[CE']**↓ **[GD']**↓ **[Am7no5C]**↓ / **[GD']**↓ **[D7G' D']**↓↓ /

[G] Here comes the sun, doo, doo, doo, doo

[CM7] Here comes the **[A7]** sun

[G] it's alright / **[CE']**↓ **[GD']**↓ **[Am7no5C]**↓ / **[GD']**↓ **[D7G' D,]**↓↓ / **[G]**↓

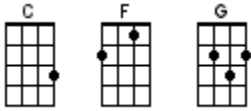


www.bytownukulele.ca

[BACK TO SONGLIST](#)

Hound Dog

Jerry Leiber and Mike Stoller 1952 (Elvis Presley version recorded 1956)



OPTION A

[C]	[F]	[G]
G ----- ----- ---2-5-2- ---2-5-2- ----- -----		
D ---2-5-2- ---2-5-2- -3----- -3----- ----- -----		
A -3----- -3----- ----- ----- ---2-5-2- ---2-5-2-		
E ----- ----- ----- ----- -3----- -3-----		
1 2 3 4 1 2 3 4 1 2 3 4 1 2 3 4 1 2 3 4 1 2 3 4		

OPTION B

[C]	[F]	[G]
G -----2- -3-2----- ---2-5-7- -8-7-5-2- ----- -----		
D ---2-5--- -----5-2- -3----- ----- -----2- -3-2-----		
A -3----- ----- ----- ----- ---2-5--- -----5-2-		
E ----- ----- ----- ----- -2----- -----		
1 2 3 4 1 2 3 4 1 2 3 4 1 2 3 4 1 2 3 4 1 2 3 4		

OPTION C "S" indicates to slide

[C]	[F]
G ----- ----- -----	
D ----- ----- -----	
A -3-----3S7--10-- -3-----3S7--10-- -----	
E ----- ----- -----	
1 + 2 + 3 + 4 + 1 + 2 + 3 + 4 + 1 + 2 + 3 + 4 +	
[F]	[G]
G ----- ----- -----	
D -3-----3S7--10-- -----	
A ----- ----- -----	
E ----- ----- -----	
1 + 2 + 3 + 4 + 1 + 2 + 3 + 4 + 1 + 2 + 3 + 4 +	

INTRO: / 1 2 3 4 / [C] / [C]↓

CHORUS:

You ain't nothin' but a [C] hound dog, cryin' all the time
 [C] You ain't nothin' but a [F] hound dog, cryin' all the [C] time
 [C] Well you ain't [G] never caught a rabbit
 And you [F] ain't no friend of [C] mine [C]↓

Well they said you was [C] high-classed, well that was just a lie
 [C] Yeah they said you was [F] high-classed, well that was just a [C] lie
 [C] Well you ain't [G] never caught a rabbit
 And you [F] ain't no friend of [C] mine [C]↓

CHORUS:

You ain't nothin' but a [C] hound dog, cryin' all the time
[C] You ain't nothin' but a [F] hound dog, cryin' all the [C] time
[C] Well you ain't [G] never caught a rabbit
And you [F] ain't no friend of [C] mine [C]↓

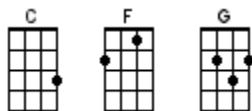
INSTRUMENTAL CHORUS:

You ain't nothin' but a [C] hound dog, cryin' all the time
[C] You ain't nothin' but a [F] hound dog, cryin' all the [C] time
[C] Well you ain't [G] never caught a rabbit
And you [F] ain't no friend of [C] mine [C]↓

Well they said you was [C] high-classed, well that was just a lie
Yeah they said you was [F] high-classed well, that was just a [C] lie
Well you ain't [G] never caught a rabbit
And you [F] ain't no friend of [C] mine [C]↓

CHORUS:

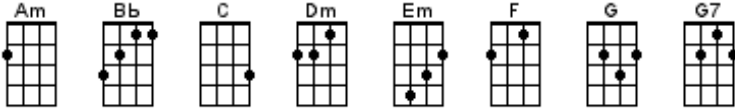
You ain't nothin' but a [C] hound dog, cryin' all the time
You ain't nothin' but a [F] hound dog, cryin' all the [C] time
Well you ain't [G] never caught a rabbit
You [F] ain't no friend of [C] mine [C]↓



House At Pooh Corner

Kenny Loggins (recorded by Loggins and Messina 1971)

Chimes - up



INTRO: / 1 2 3 4 / [C] / [C] /

[C] Christopher [Dm] Robin and [Em] I walked a-[Am]long
 Under [F] branches lit [G] up by the [C5 E D C] moon

Uke: A: | -3----- |
 E: | -3-0----- |
 C: | -0---2-0- |
 G: | -0----- |
 | 1 2 3 4 |

[C] Posing our [Dm] questions to [Em] Owl and Ee-[Am]yore
 As our [F] days disap-[G]peared all too [C] soon
 But I've [Am] wandered much further to-[Em]day than I should
 And I [F] can't seem to find my way [G] back to the [G7] wood

CHORUS:

So [C] help me [Em] if you [Dm] can, I've [G] got to get
 [C] Back to the [Em] house at Pooh [Dm] Corner by [G] one
 [C] You'd be sur-[Em]prised, there's so [Dm] much to be [G] done
 Peddle [Em] Count all the bees in the [Am] hive
 Peddle [Em] Chase all the clouds from the [Am] sky

(chase the clouds a-

[F]↓ Back to the [G]↓ days of [Am/C] Christopher Robin and [Bb] Pooh [Bb]

[F]	[G]	[Am/C]	[Bb]	[Bb]
G -----	-----	-2-----	-3-----0-----	-3-----0-----
D -3-----	-2-----	-----	-----3-0---	-----3---
1 + 2 + 3 + 4 +	1 + 2 + 3 + 4 +	1 + 2 + 3 + 4 +	1 + 2 + 3 + 4 +	1 + 2 + 3 + 4 +

way)

[C] Winnie the [Dm] Pooh doesn't [Em] know what to [Am] do
 Got a [F] honey jar [G] stuck on his [C5 E D C] nose

Uke: A: | -3----- |
 E: | -3-0----- |
 C: | -0---2-0- |
 G: | -0----- |
 | 1 2 3 4 |

[C] He came to [Dm] me asking [Em] help and ad-[Am]vice
 And from [F] here no one [G] knows where he [C] goes
 So I [Am] sent him to ask of the [Em] owl if he's there
 How to [F] loosen a jar from the [G] nose of a [G7] bear

CHORUS:

So [C] help me [Em] if you [Dm] can, I've [G] got to get
[C] Back to the [Em] house at Pooh [Dm] Corner by [G] one
[C] You'd be sur-[Em]prised, there's so [Dm] much to be [G] done
Peddle [Em] Count all the bees in the [Am] hive
Peddle [Em] Chase all the clouds from the [Am] sky

(chase the clouds a-

[F]↓ Back to the [G]↓ days of [Am/C] Christopher Robin and [Bb] Pooh [Bb]

[F]	[G]	[Am/C]	[Bb]	[Bb]
G -----	-2-----	-3-----0-----	-3-----0-----	
D -3-----2-----	-----	-----3-0---	-----3---	
1 + 2 + 3 + 4 +	1 + 2 + 3 + 4 +	1 + 2 + 3 + 4 +	1 + 2 + 3 + 4 +	

way)

INSTRUMENTAL VERSE: < La la la's >

[C] Winnie the [Dm] Pooh doesn't [Em] know what to [Am] do
Got a [F] honey jar [G] stuck on his [C5 E D C] nose

Uke: A: |-3-----|
 E: |-3-0-----|
 C: |-0---2-0-|
 G: |-0-----|
 | 1 2 3 4 |

[C] He came to [Dm] me asking [Em] help and ad-[Am]vice
And from [F] here no one [G] knows where he [C] goes

CHORUS:

So [C] help me [Em] if you [Dm] can, I've [G] got to get
[C] Back to the [Em] house at Pooh [Dm] Corner by [G] one
[C] You'd be sur-[Em]prised, there's so [Dm] much to be [G] done
Peddle [Em] Count all the bees in the [Am] hive
Peddle [Em] Chase all the clouds from the [Am] sky

(chase the clouds a-

[F]↓ Back to the [G]↓ days of [Am] Christopher Robin

[F]	[G]	[Am]
G -----	-2-----	
D -3-----2-----	-----	
1 + 2 + 3 + 4 +	1 + 2 + 3 + 4 +	

way)

[F]↓ Back to the [G]↓ ways of [Am] Christopher Robin

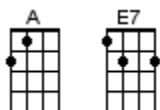
[F]	[G]	[Am]
G -----	-2-----	
D -3-----2-----	-----	
1 + 2 + 3 + 4 +	1 + 2 + 3 + 4 +	

[F]↓ Back to the [G]↓ ways of [Am] Pooh [Am]↓

[F]	[G]	[Am]	[Am] ↓
G -----	-2-----	-----	-----
D -3-----2-----	-----	-----	-----
A -----	-----	-0---	
1 + 2 + 3 + 4 +	1 + 2 + 3 + 4 +	1 + 2	

I Know My Love

Traditional Irish first collected by Herbert Hughes and published by Boosey & Hawkes 1909 in Volume 1 of "Irish Country Songs" (as recorded by The Corrs & Chieftains 1997)



UBass

STRUM: / d D u d u D D / d D u d u D D /
 UBass / E G# B E G# / A E A G# F# /
 TIMING: / 1 + 2 + 3 + 4 + 5 + 6 + / 1 + 2 + 3 + 4 + 5 + 6 + /
 / 1 2 3 / 1 2 3 /
 / 1 2 3 / 1 2 3 /

INTRO: / 1 2 3 / 1 2 3 /

[E7 G# B E G#] / [A E A G# F#] / [E7 G# B E G#] / [A E A G# F#]
 [E7 G# B E G#] / [A E A G# F#] / [E7 G# B E G#] / [A E A] ↓

I know my [E7] love by his way of [A] wa-alkin'
 And I know my [E7] love by his way of [A] ta-alkin'
 And I know my [E7] love dressed in a suit of [A] blue
 And if my love [E7] leaves me what will I [A] do-o-o?

CHORUS:

Baa's & Aaa's harmony

And still she [E7] cried, "I love him the [A] best
 And a troubled [E7] mind, sure can know no [A] re-e-est"
 And still she [E7] cried, "Bonny boys are [A] few
 And if my love [E7] leaves me what will I [A] do?"
 And if my love [E7] leaves me what will I [A] do

There is a [E7] dance house in Mara-[A]dy-y-yke
 And there my [E7] true love goes ev'ry [A] ni-i-ight
 He takes a [E7] strange girl upon his [A] knee
 Well now don't you [E7] think that that vexes [A] me-e-e?

CHORUS:

And still she [E7] cried, "I love him the [A] best
 And a troubled [E7] mind, sure can know no [A] re-e-est"
 And still she [E7] cried, "Bonny boys are [A] few
 And if my love [E7] leaves me what will I [A] do?"

[E7 G# B E G#] / [A E A G# F#] / [E7 G# B E G#] / [A E A] ↓

CLAPPING: / X X X X X X /
 TIMING: / 1 + 2 + 3 + 4 + 5 + 6 + /
 / 1 2 3 /

If my love [E7] knew I can wash and [A] wri-i-ing
 If my love [E7] knew I can sew and [A] spi-i-in
 I'd make a [E7] coat of the finest [A] kind
 But the want of [E7] money, sure leaves me be-[A]hi-i-ind

CHORUS:

And still she [E7] cried, "I love him the [A] best
And a troubled [E7] mind, sure can know no [A] re-e-est"
And still she [E7] cried, "Bonny boys are [A] few
And if my love [E7] leaves me what will I [A]↓ do?"

Clapping_ends

CLAVE: / x x / x /
TIMING: / 1 + 2 + 3 + 4 + 5 + 6 + / 1 + 2 + 3 + 4 + 5 + 6 + /
/ 1 2 3 / 1 2 3 /

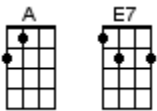
I know my [E7] love is an errant [A] ro-o-ver
I know he'll [E7] wander the wild world [A] o-o-ver
In dear old [E7] Ireland he'll no longer [A] tarry
An Ameri-[E7]can girl he's sure to [A] marry

CHORUS:

And still she [E7] cried, "I love him the [A] best
And a troubled [E7] mind, sure can know no [A] re-e-est"
And still she [E7] cried, "Bonny boys are [A] few
And if my love [E7] leaves me what will I [A] do?"

And still she [E7] cried, "I love him the [A] best
And a troubled [E7] mind, sure can know no [A] re-e-est"
And still she [E7] cried, "Bonny boys are [A] few
And if my love [E7] leaves me what will I [A] do?"

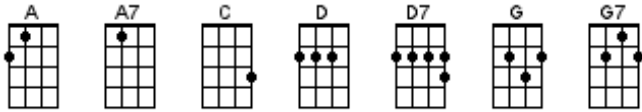
What will I [E7peddle] do? [E7peddle] brrrrrr [E7peddle] / [E7peddle] / [E7peddle] ↓
Trill Vibra slap



I Want A Hippopotamus For Christmas

John Rox 1953

Block: Green/purple



INTRO: / 1 2 3 4 / [G F# E D] / [G F# E D]

I [G F# E D] want a hippopotamus for [G F# E D] Christmas
[G F# E D] Only a hippopotamus will [D E F# A'] do
[D7A' D] Don't want a doll, no [D7A' D] dinky Tinker Toy
I [AE]↓ want a hippo-[AE]↓potamus
To [A']↓ play with [A]↓ and en-[D'7C'B'A']↓joy

I [G F# E D] want a hippopotamus for [G F# E D] Christmas
I [G F# E D] don't think Santa Claus will mind, do [D E F# A'] you?
He [D7A' D] won't have to use, our [D7A' D] dirty chimney flue
Just [AE]↓ bring him through the [AE]↓ front door
That's the [A']↓ easy [A']↓ thing to [D7]↓ do

I can [G7F E D G,] see me now on [CE D C G,] Christmas morning
[G7F# E D] Creeping down the [CE D C C] stairs
Oh what [D7] joy and what surprise when I [G] open up my eyes
To see a [A7] hippo hero [D] standing [D7] there

I [G F# E D] want a hippopotamus for [G F# E D] Christmas
[G F# E D] Only a hippopotamus will [D E F# A'] do
[D7A' D] No crocodiles, no [D7A' D] rhinoceroses
[AE] I only like [A]↓ hippopota-[D]↓muses
And [A] hippopota-[D7]muses like me [G] too [D7]

KAZOOS:

I [G F# E D] want a hippopotamus for [G F# E D] Christmas
[G F# E D] Only a hippopotamus will [D E F# A'] do
[D7A' D] Mom says the hippo, would [D7A' D] eat me up but then
[AE]↓ Teacher says a [AE]↓ hippo is a [A']↓ vegetari-[D'7C'B'A']↓an

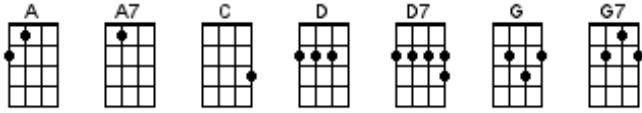
KAZOOS:

I [G F# E D] want a hippopotamus for [G F# E D] Christmas
[G F# E D] Only a hippopotamus will [D E F# A'] do

There's [D7A' D] lots of room for him, in our [D7A' D] two-car garage
I'd [AE]↓ feed him there and [AE]↓ wash him there
And [A']↓ give him [A']↓ his mas-[D'7]↓sage

I can [G7F E D G,] see me now on [CE D C G,] Christmas morning
[G7F# E D] Creeping down the [CE D C C] stairs
Oh what [D7] joy and what surprise when I [G] open up my eyes
To see a [A7] hippo hero [D] standing [D'7C'B'A'] there

I [G F# E D] want a hippopotamus for [G F# E D] Christmas
 [G F# E D] Only a hippopotamus will [D E F# A'] do
 [D7A' D] No crocodiles, or [D7A' D] rhinoceros-se-ses
 [AE] I only like [A]↓ hippopota-[D'7]↓mu-se-ses
 And [A'] hippopota-[D'7]muses like me [G F# E D] too! [G']↓[D7]↓[G,]↓

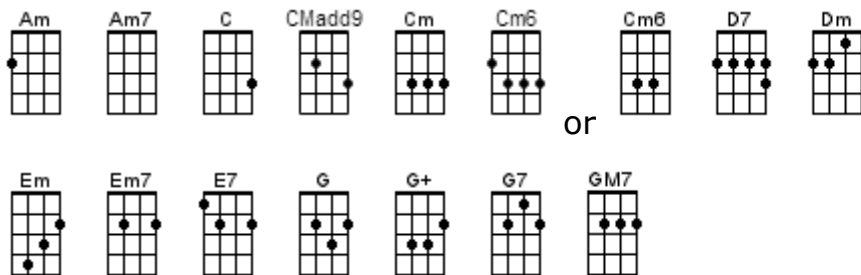


www.bytownukulele.ca

[BACK TO SONGLIST](#)

If

David Gates 1971 (as recorded by Bread)



INTRO: / 1 2 3 4 /

**[G'] / [Gmaj7F#'] / [G7F'] / [CMadd9] /
[Cm] / [G'] / [Cm6] / [D7]↓**

If a **[G']** picture paints a **[Gmaj7F#']** thousand words
Then **[G7F']** why can't I paint **[C]** you
The **[Cm]** words will never **[G]** show
The **[Cm6]** you I've come to **[D7]** know

If a **[G']** face could launch a **[Gmaj7F#']** thousand ships
Then **[G7F']** where am I to **[CMadd9]** go
There's **[Cm]** no one home but **[G]** you
You're **[Cm6]** all that's left me **[D7]** to

And **[Em]** when my **[G+Eb]** love
For **[Em7D]** life is running **[A'm7]** dry
You **[Dm]** come and **[E7]** pour your-**[A'm]**self on **[D,7]↓** me

If a **[G']** man could be two **[Gmaj7F#']** places
At one **[G7F']** time I'd be with **[C]** you
To-**[Cm]**morrow and to-**[G]**day
Be-**[Cm6]**side you all the **[D7]** way

If the **[G']** world should stop re-**[Gmaj7F#']**volving
Spinning **[G7F']** slowly down to **[CMadd9]** die
I'd **[Cm]** spend the end with **[G]** you
And **[Cm6]** when the world was **[D7]** through

Then **[Em]** one by **[G+Eb]** one
The **[Em7D]** stars would all go **[A'm7]** out
Then **[Dm]** you and **[E7]** I
Would **[Am]** simply **[D7]↓** fly a-**[G']**way **[CMadd9E] / [C,m6] / [G,]↓**

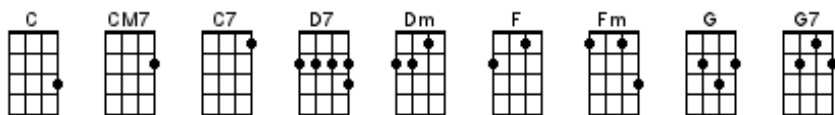
www.bytownukulele.ca

[BACK TO SONGLIST](#)

I'll Follow The Sun

Lennon-McCartney 1964 (The Beatles)

UBass



INTRO: / 1 2 3 4 / [C][G] / [F][C] /

[G] One day [F] you'll look [C] to see I've [D7] gone
 For to-[C]morrow may [Cmaj7E'] rain so
 [D7] I'll [G7] follow the [C] sun [G] / [F] [C] /

[G] Some day [F] you'll know [C] I was the [D7] one
 But to-[C]morrow may [Cmaj7E'] rain so
 [D7] I'll [G7] follow the [C] sun

[C7] And now the [F] time has come
 And [Fm] so my love I must [C] go
 [C7] And though I [F] lose a friend
 [Fm] In the end you will [C] know [Dm] oh oh oh-oh

[G] One day [F] you'll find [C] that I have [D7] gone
 But to-[C]morrow may [Cmaj7E'] rain so
 [D7] I'll [G7] follow the [C] sun [G] / [F] [C] /

Riff with chords over: < Same as first line of verse >

[G]	[F]	[C]	[D7]
G -----0----- -----2----- -----0---5---3--- -----7-----			
D -----0----- -----1----- ----- -----			
A -----5----- -----6----- ----- -----			
E ----- ----- ----- -----			
1 + 2 + 3 + 4 + 1 + 2 + 3 + 4 + 1 + 2 + 3 + 4 + 1 + 2 + 3 +			

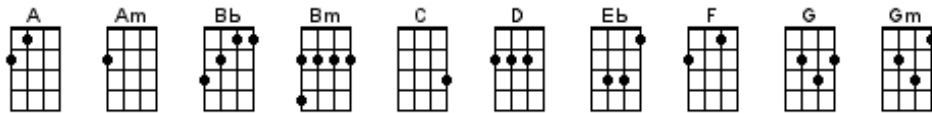
Yet to-[C]morrow may [Cmaj7E'] rain so
 [D7] I'll [G7] follow the [C] sun

[C7] And now the [F] time has come
 And [Fm] so my love I must [C] go
 [C7] And though I [F] lose a friend
 [Fm] In the end you will [C] know [Dm] oh oh oh

[G] One day [F] you'll find [C] that I have [D7] gone
 But to-[C]morrow may [Cmaj7E'] rain so
 [D7] I'll [G7] follow the [C] sun [G] / [F] ↓ ↓ [C] ↓

I'm Just Ken

Mark Ronson, Andrew Wyatt 2022 (recorded by Ryan Gosling)



INTRO: / 1 2 3 4 / 1 2 3

[C]↓ I'm **[GB]↓** just / **[Am]↓** Ken **[AA]** where I see **[AmAA]** love

She sees a / **[C CC]** friend

What will it take for her to / **[G GG]** see the man

Be-**[F FF]**hind the tan and / **[C CC]** fight for me? /

[FA] Doesn't **[BbD DD]** seem to matter / **[Eb EbEbBb]** what I do **[Eb EbEbBb]**

I'm always / **[GmGGD]** number **[GmGGD]** two

No one / **[Eb EbEb]** knows how hard I tried, oh /

[F FF] I, I have **[Bb BbBb]** feelings that I / **[Eb EbEb]** can't explain

[Eb F] Drivin' / **[Gm]** me insane, all my / **[Eb EbEb]** life been so polite

But I'll / **[Eb EbEb]** sleep alone tonight, 'cause **[C]↓** I'm **[GB]↓** just /

[Am]↓ Ken **[AAE]** anywhere **[A AAE]** else I'd be a / **[C CCG]** ten **[C CCG]**

Is it my destiny to / **[G GGD]** live and die a **[F FFC]** life of blonde fra-/[**C CC**]gility?

[C]↓ I'm **[GB]↓** just / **[Am]↓** Ken **[AA]** where I see **[AmAA]** love

She sees a / **[C CC]** friend

What will it take for her to / **[G GG]** see the man

Be-**[F FF]**hind the tan and / **[C CC]** fight for me? /

[G GG G GG] / **[Bb BbBb][F FF]** /

[G GG G GG] / **[Bb BbBb][F FF]** /

[G GG] I wanna / **[Bb BbBb]** know, what it's like to **[F FF]** love

To be the / **[G GG]** real thing

Is it a / **[Bb BbBb]** crime? Am I not **[F FF]** hot, when I'm in my / **[G GG]** feelings?

And is my / **[Bb BbBb]** moment, finally **[F FF]** here, or am I / **[C CC]** dreaming? /

[C]↓ I'm no **[Gm]↓** dreamer / **1 2 3 [D]↓** I'm **[AC#]↓** just /

[Bm]↓ Ken **[BB]** anywhere else **[BmBB]** I'd be a / **[D DD]** ten

Is it my destiny to / **[A GG]** live and die a **[G GG]** life of blonde fra-/**[D E F#]**gility?

[D]↓ I'm **[AC#]↓** just / **[Bm]↓** Ken **[BB]** where I see **[BmBB]** love

She sees a / **[D DD]** friend

What will it take for her to / **[A AA]** see the man be-**[G GG]**hind the tan and

/ **[D]↓** Fight! ↓ for! ↓ me! - **[D]↓** I'm **[AC#]↓** just /

/ **1 + 2 + 3 + 4 + /**

[Bm]↓ Ken **[BB]** (and **[BmBB]** I'm enough)

And I'm / **[D DD]** great at doing stuff

So / **[A AA]** hey, check me **[G GG]** out, yeah, I'm just / **[D DD]** Ken

[D]↓ My **[AC#]↓** name's / **[Bm]↓** Ken **[BB]** (and **[BmBB]** so am I)

So put that / **[D DD]** manly hand in mine

So / **[A AA]** hey world, check me **[G GG]** out, yeah, I'm just / **[D DD]** Ken **[D DD]**

Baby / **[G']↓** I'm **[DmF']↓** just / **[A,]↓** Keeennnnn!

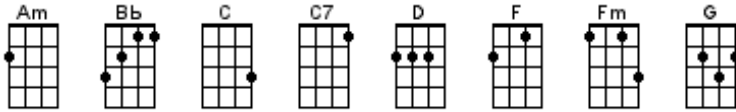
www.bytownukulele.ca

[BACK TO SONGLIST](#)

In My Life

Lennon-McCartney 1965 (The Beatles)

UBass



INTRO: / 1 2 3 4 /

[C]	[G]	[C]	[G]
G -----5-----4-	-----	-----5-----4-	-----
D -2-----2-3-5-5-	-----	-2-----2-3-5-5-	-----
A -3-----5-	-----	-3-----5-	-----
E -----3-	-----	-----3-	-----
1 + 2 + 3 + 4 +	1 + 2 + 3 + 4 +	1 + 2 + 3 + 4 +	1 + 2 + 3 + 4 +

There are [C] places [G] I'll re-[Am]member [C7]
 All my [F] li-i-i-[Fm]ife though [C] some have changed
 Some for-[C]ever [G] not for [Am] better [C7]
 Some have [F] go-o-o-[Fm]one and [C] some remain

All these [Am] places had their [F] moments
 With [Bb] lovers and friends, I [C] still can recall
 Some are [Am] dead and some are [D] living
 In [Fm] my-y-y-y life, I've [C] loved them all

[C]	[G]
G -----5-----4-	-----
D -2-----2-3-5-5-	-----
A -3-----5-	-----
E -----3-	-----
1 + 2 + 3 + 4 +	1 + 2 + 3 + 4 +

But of [C] all these [G] friends and [Am] lovers [C7]
 There is [F] no [Fm] one com-[C]pares with you
 And these [C] memories [G] lose their [Am] meaning [C7]
 When I [F] think of [Fm] love as [C] something new

Though I [Am] know I'll never lose af-[F]fection
 For [Bb] people and things, that [C] went before
 I [Am] know I'll often stop and think a-[D]bout them
 In [Fm] my-y-y-y life, I'll [C] love you more

INSTRUMENTAL:

[C][G] / [Am][C7] / [F][Fm] / [C] /
 [C][G] / [Am][C7] / [F][Fm] / [C]

Though I **[Am]** know I'll never lose af-**[F]**flection
 For **[Bb]** people and things, that **[C]** went before
 I **[Am]** know I'll often stop and think a-**[D]**bout them
 In **[Fm]** my-y-y-y life, I'll **[C]** love you more

[C] [G]

G |-----5-----4- |-----

D | -2-----2-3-5-5- |-----

A | -3-----5- |-----

E |-----3- |-----

| 1 + 2 + 3 + 4 + | 1 + 2 + 3 + 4

In **[Fm]**↓ my-y-y-y life, I'll **[C]**↓ love you more

[C] [G] [C]↓

G |-----5-----4- |----- | -5

D | -2-----2-3-5-5- |----- | -2

A | -3-----5- |----- | -3

E |-----3- |----- | -0

| 1 + 2 + 3 + 4 + | 1 + 2 + 3 + 4 + | 1

Am Bb C C7 D F Fm G

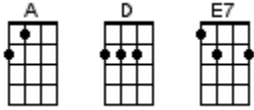
The image shows eight guitar chord diagrams in a row, each with its name above it: Am, Bb, C, C7, D, F, Fm, and G. Each diagram is a 6-string grid with dots indicating which strings and frets to press.

www.bytownukulele.ca

[BACK TO SONGLIST](#)

Johnny B. Goode

Chuck Berry 1958



INTRO: / 1 2 3 4 / [A] / [A]

[A]		
G ----- -----		
D ----- -----		
A -0-4-7-4- -0-4-7-4-		
E ----- -----		
1 2 3 4 1 2 3 4		

[A]				[D]		
G ----- ----- ----- ----- ----- -----						
D ----- ----- ----- ----- ----- -----						
A -0-4-7-4- -0-4-7-4- -0-4-7-4- -0-4-7-4- ----- -----						
E ----- ----- ----- ----- ----- -----						
1 2 3 4 1 2 3 4 1 2 3 4 1 2 3 4 1 2 3 4 1 2 3 4						
[A]		[E7]		[A]		
G ----- ----- ----- ----- ----- -----						
D ----- ----- ----- ----- ----- -----						
A -0-4-7-4- -0-4-7-4- ----- ----- -0-4-7-4- -0-4-7-4-						
E ----- ----- -0-4-7-4- -0-4-7-4- ----- -----						
1 2 3 4 1 2 3 4 1 2 3 4 1 2 3 4 1 2 3 4 1 2 3 4						

Deep [A] down in Louisiana close to New Orleans
Way [A] back up in the woods among the evergreens
There [D] stood a log cabin made of earth and wood
Where [A] lived a country boy named Johnny B. Goode
Who [E7] never ever learned to read or write so well
But he could [A] play a guitar just like a-ringin' a bell

CHORUS:

Go [A] go!
[A] Go Johnny go [A] go!
[A] Go Johnny go [D] go!
[D] Go Johnny go [A] go!
[A] Go Johnny go [E7] go!
[E7] Johnny B. [A] Goode [A]

He used to [A] carry his guitar in a gunny sack
Or [A] sit beneath the tree by the railroad track
Oh, the [D] engineer could see him sittin' in the shade
[A] Strummin' with the rhythm that the drivers made
The [E7] people passin' by they would stop and say
Oh [A] my but that little country boy can play

	[A]				[D]	
G	-----	-----	-----	-----	-----	-----
D	-----	-----	-----	-----	-0-4-7-4-	-0-4-7-4-
A	-0-4-7-4-	-0-4-7-4-	-0-4-7-4-	-0-4-7-4-	-----	-----
E	-----	-----	-----	-----	-----	-----
	1 2 3 4	1 2 3 4	1 2 3 4	1 2 3 4	1 2 3 4	1 2 3 4
	[A]		[E7]		[A]	
G	-----	-----	-----	-----	-----	-----
D	-----	-----	-----	-----	-----	-----
A	-0-4-7-4-	-0-4-7-4-	-----	-----	-0-4-7-4-	-0-4-7-4-
E	-----	-----	-0-4-7-4-	-0-4-7-4-	-----	-----
	1 2 3 4	1 2 3 4	1 2 3 4	1 2 3 4	1 2 3 4	1 2 3 4

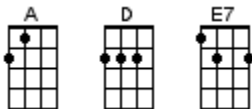
CHORUS:

Go [A] go!
 [A] Go Johnny go [A] go!
 [A] Go Johnny go [D] go!
 [D] Go Johnny go [A] go!
 [A] Go Johnny go [E7] go!
 [E7] Johnny B. [A] Goode [A]

His [A] mother told him some day you will be a man
 And [A] you will be the leader of a big old band
 [D] Many people comin' from miles around
 To [A] hear you play your music when the sun go down
 [E7] Maybe someday your name will be in lights
 Sayin' [A] "Johnny B. Goode Tonight" go, go

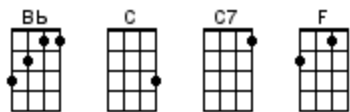
CHORUS:

[A] Go Johnny go! [A]
 Go, go [A] go Johnny go! [A]
 Go, go [D] go Johnny go! [D]
 Go, go [A] go Johnny go! [A]
 [E7] Go!
 [E7] Johnny B. [A] Goode [A]↓ [A]↓



Jump In The Line

Lord Kitchener 1946 (as recorded by Harry Belafonte 1961)



INTRO: / 1 2 3 4 /

[F]	[C7]	[F]	[C7]
G -----2---5-----3-	---3-----	-----2-----	---3-----
D -3-----5---	-----5-2---5---	-3---3-----5-	-----5---2-----
A -----	-----	-----5---	-----3---
E -----	-----	-----	-----
1 + 2 + 3 + 4 +	1 + 2 + 3 + 4 +	1 + 2 + 3 + 4 +	1 + 2 + 3 + 4 +

[F]	[C7]	[F]	[C7]
G -----2---5-----3-	---3-----	-----2-----	---3-----
D -3-----5---	-----5-2---5---	-3---3-----5-	-----5---2-----
A -----	-----	-----5---	-----3---
E -----	-----	-----	-----
1 + 2 + 3 + 4 +	1 + 2 + 3 + 4 +	1 + 2 + 3 + 4 +	1 + 2 + 3 + 4 +

[F] Shake, shake, shake, Senora, shake your body [C] line
 [C7] Shake, shake, shake, Senora, shake it all the [F] time
 [F] Work, work, work, Senora, work your body [C] line
 [C7] Work, work, work, Senora, work it all the [F] time

[F]↓ My girl's name is Se-[Bb]↓nora
 I [F]↓ tell you friends I a-[C]↓dore her
 And [F]↓ when she dances, oh [Bb]↓ brother
 She's a [F]↓ hurricane in [C]↓ all kinds of weather

[F] Jump in the line [C] rock your body in [F] time, okay [C] I believe you!
 [F] Jump in the line [C] rock your body in [F] time, okay [C] I believe you!
 [F] Jump in the line [C] rock your body in [F] time, okay [C] I believe you!
 [F] Jump in the line [C] rock your body in [F] time, whoa! [C]

[F] Shake, shake, shake, Senora, shake your body [C] line, whoa!
 [C7] Shake, shake, shake, Senora, shake it all the [F] time
 [F] Work, work, work, Senora, work your body [C] line
 [C7] Work, work, work, Senora, work it all the [F] time

[F]↓ You can talk about [Bb]↓ Cha-cha
 [F]↓ Tango, Waltz or the [C]↓ Rumba
 Se-[F]↓nora's dance has no [Bb]↓ title
 You [F]↓ jump in the saddle, hold [C]↓ on to the bridle

[F] Jump in the line [C] rock your body in [F] time, okay [C] I believe you!
 [F] Jump in the line [C] rock your body in [F] time, rock your body [C] child!
 [F] Jump in the line [C] rock your body in [F] time, somebody [C] help me!
 [F] Jump in the line [C] rock your body in [F] time, whoa! [C]

[F] Shake, shake, shake, Senora, shake your body [C] line
[C7] Shake, shake, shake, Senora, shake it all the [F] time, whoa!
[F] Work, work, work, Senora, work your body [C] line, yup!
[C7] Work, work, work, Senora, work it all the [F] time

Se-[F]↓nora, she's a sen-[Bb]↓sation
The [F]↓ reason for avi-[C]↓ation
And [F]↓ fellas, you've got to [Bb]↓ watch it
When she [F]↓ wind up she bottom, she [C]↓ go like a rocket

[F] Jump in the line [C] rock your body in [F] time, okay [C] I believe you!
[F] Jump in the line [C] rock your body in [F] time, hoist those skirts [C] a little higher!
[F] Jump in the line [C] rock your body in [F] time, up the chim-i-[C]ney!
[F] Jump in the line [C] rock your body in [F] time, whoa! [C]

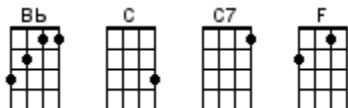
[F] Shake, shake [F]↓ shake, Senora / < clap, clap / clap, clap > /
[F] Shake your body [C] line
[C7] Work, work [C7]↓ work, Senora / < clap, clap / clap, clap > /
[C7] Work it all the [F] time

[F] Dance, dance [F]↓ dance, Senora / < clap, clap / clap, clap > /
[F] Dance it all the [C] time
[C7] Work, work [C7]↓ work, Senora / < clap, clap / clap, clap > /
[C7] Work it all the [F] time

Se-[F]↓nora dances Ca-[Bb]↓lypso
[F]↓ Left to right is the [C]↓ tempo
And [F]↓ when she gets the sen-[Bb]↓sation
She go [F]↓ up in the air, come [C]↓ down in slow motion

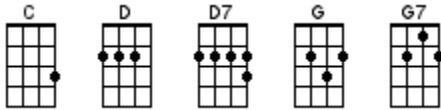
[F] Jump in the line [C] rock your body in [F] time, okay [C] I believe you!
[F] Jump in the line [C] rock your body in [F] time, somebody [C] help me!
[F] Jump in the line [C] rock your body in [F] time, okay [C] I believe you!
[F] Jump in the line [C] rock your body in [F] time, whoa-[C]o!

[F] Shake, shake, shake, Senora, shake your body [C] line
[C7] Shake, shake, shake, Senora, shake it all the [F] time
[F] Work, work, work, Senora [F]↓



King Of The Road

Roger Miller 1964



	[G]		[C]		[D7]		
G	-----		-----		-----		
D	-----		-----		-----		
A	-----2-----2-		-3-----3-5-3-2-0-		-----		
E	-3-----3-----		-----		-----		
	1 + 2 + 3 + 4 +		1 + 2 + 3 + 4 +				

< SWING FEEL >

INTRO: / 1 2 3 4 /

[G] / [C][D7] /
[G] / [C][D7] /

[G] Trailers for **[C]** sale or rent
[D7] Rooms to let **[G]** fifty cents
[G] No phone no **[C]** pool no pets
[D]↓ I ain't got no **[D7]** cigarettes, ah but
[G] Two hours of **[C]** pushing broom, buys a
[D7] Eight by twelve **[G]** four bit room, I'm a
[G7] Man of **[C]** means, by no means
[D7]↓↓ King of the **[G]** road

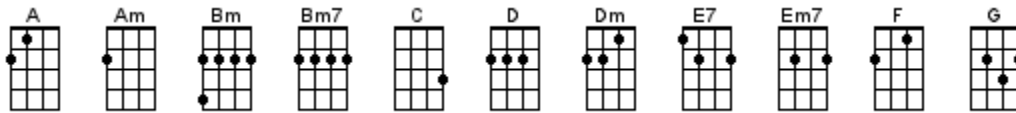
[G] Thirdbox car **[C]** midnight train
[D7] Destination **[G]** Bangor Maine
[G] Old wornout **[C]** suit and shoes
[D]↓ I don't pay no **[D7]** Union dues, I smoke
[G] Old stogies **[C]** I have found
[D7] Short but not too **[G]** big around, I'm a
[G7] Man of **[C]** means, by no means
[D7]↓↓ King of the **[G]** road

I know **[G]** every engineer on **[C]** every train
[D7] All of the children and **[G]** all of their names
And **[G]** every handout in **[C]** every town
And **[D]**↓ every lock that ain't locked when **[D7]** no one's around, I sing...

[G] Trailers for **[C]** sale or rent
[D7] Rooms to let **[G]** fifty cents
[G] No phone no **[C]** pool no pets
[D]↓ I ain't got no **[D7]** cigarettes, ah but
[G] Two hours of **[C]** pushing broom, buys a
[D7] Eight by twelve **[G]** four bit room, I'm a
[G7] Man of **[C]** means, by no means
[D7]↓↓ King of the **[G]** road
[D7]↓↓ King of the **[G]** road
[D7]↓↓ King of the **[G]**↓ road

Lady Madonna

Lennon-McCartney 1968 (The Beatles)



INTRO: / 1 2 3 4 /

	[A]	[D]	[A]	[D]	[A]	[D]	[F]	[G]	[A]							
G	-----		-----		-----		-----		-----							
D	-----0-0-4-7-		-----0-0-4-7-		-----0-0-2-2-		-----3-3-5-5-7-		-----							
A	-----0-0-4-4-		-----0-0-4-4-		-----0-0-4-4-		-----		-----							
E	-----		-----		-----		-----		-----							
	1	2	3	4	1	2	3	4	1	2	3	4	1	2	3	4

/ [A]↓ ↓ [D]↓ ↓ / [A]↓ ↓ [D]↓ ↓ /
[A]↓ ↓ [D]↓ ↓ / [F]↓ [G]↓ [A]↓ ↓ /

[A] Lady Ma-**[D]**onna **[A]** children at your **[D]** feet
[A] Wonder how you **[D]** manage to **[F]↓** make **[G]↓** ends **[A]** meet
[A] Who finds the **[D]** money **[A]** when you pay the **[D]** rent?
[A] Did you think that **[D]** money was **[F]↓** hea-**[G]↓**ven **[A]** sent?

	[Dm]	[G]	[C]	[Am]												
G	-----7-5-4-2-	-----0-----	-----5-4-2-0-	-----2-4-5-9-												
D	-----	-----3-2-0-	-----	-----												
A	-----	-----	-----	-----												
E	-----	-----	-----	-----												
	1	2	3	4	1	2	3	4	1	2	3	4	1	2	3	4
	[Dm]	[G]	[C]	[Em7]	[Bm7]	[E7]										
G	-----7-5-4-2-	-----0-----	-----	-----2-2-	-----	-----2-										
D	-----	-----3-2-0-	-----	-----	-----	-----										
A	-----	-----	-----3-	-----	-----2-	-----										
E	-----	-----	-----	-----	-----	-----										
	1	2	3	4	1	2	3	4	1	2	3	4	1	2	3	4

[Dm] Friday night arrives without a **[G]** suitcase
[C] Sunday morning creeping like a **[Am]** nun
[Dm] Monday's child has learned to tie his **[G]** bootlace
[C]↓ See **[Em7]↓** how they **[Bm7]↓** run **[E7]↓**

	[A]	[D]	[A]	[D]	[A]	[D]	[F]	[G]	[A]							
G	-----		-----		-----		-----		-----							
D	-----0-0-4-7-		-----0-0-4-7-		-----0-0-2-2-		-----3-3-5-5-7-		-----							
A	-----0-0-4-4-		-----0-0-4-4-		-----0-0-4-4-		-----		-----							
E	-----		-----		-----		-----		-----							
	1	2	3	4	1	2	3	4	1	2	3	4	1	2	3	4

[A] Lady Ma-**[D]**onna **[A]** baby at your **[D]** breast
[A] Wonders how you **[D]** manage to **[F]↓** feed **[G]↓** the **[A]** rest

BRIDGE:

/ [A]↓ ↓ [D]↓ ↓ / [A]↓ ↓ [D]↓ ↓ /
[A]↓ ↓ [D]↓ ↓ / [F]↓ [G]↓ [A]↓ ↓ /

[Dm]	[G]	[C]	[Am]
G -7---5---4---2---	-0-----	-5---4---2---0---	-2---4---5---9---
D -----	-----3---2---0---	-----	-----
A -----	-----	-----	-----
E -----	-----	-----	-----
1 + 2 + 3 + 4 +	1 + 2 + 3 + 4 +	1 + 2 + 3 + 4 +	1 + 2 + 3 + 4 +
[Dm]	[G]	[C] [Em7]	[Bm7] [E7]
G -7---5---4---2---	-0-----	-----2---2---	-----2---
D -----	-----3---2---0---	-----3-----	-----2-----
A -----	-----	-----	-----
E -----	-----	-----	-----
1 + 2 + 3 + 4 +	1 + 2 + 3 + 4 +	1 + 2 + 3 + 4 +	1 + 2 + 3 + 4 +

[Dm] Ba-ba-ba bah, ba-ba [G] ba-ba-bah
 [C] Ba-ba-ba bah, ba-ba [Am] bah ba-bah, ba-bah
 [Dm] Ba-ba-ba bah, ba-ba [G] ba-ba-bah
 [C]↓ See [Em7]↓ how they [Bm7]↓ run [E7]↓

[A]	[D]	[A]	[D]	[A]	[D]	[F]	[G]	[A]
G -----	-----	-----	-----	-----	-----	-----	-----	-----
D -----0-0-4-7-	-----0-0-4-7-	-----0-0-2-2-	-----3-3-5-5-7-	-----0-0-2-2-	-----3-3-5-5-7-	-----0-0-2-2-	-----3-3-5-5-7-	-----0-0-2-2-
A -0-0-4-4-----	-0-0-4-4-----	-0-0-4-4-----	-----	-0-0-4-4-----	-----	-0-0-4-4-----	-----	-----
E -----	-----	-----	-----	-----	-----	-----	-----	-----
1 + 2 + 3 + 4 +	1 + 2 + 3 + 4 +	1 + 2 + 3 + 4 +	1 + 2 + 3 + 4 +	1 + 2 + 3 + 4 +	1 + 2 + 3 + 4 +	1 + 2 + 3 + 4 +	1 + 2 + 3 + 4 +	1 + 2 + 3 + 4 +

[A] Lady Ma-[D]donna [A] lying on the [D] bed
 [A] Listen to the [D] music playing [F]↓ in [G]↓ your [A] head

BRIDGE:

/ [A]↓↓ [D]↓↓ / [A]↓↓ [D]↓↓ /
 [A]↓↓ [D]↓↓ / [F]↓ [G]↓ [A]↓↓ /

[Dm]	[G]	[C]	[Am]
G -7---5---4---2---	-0-----	-5---4---2---0---	-2---4---5---9---
D -----	-----3---2---0---	-----	-----
A -----	-----	-----	-----
E -----	-----	-----	-----
1 + 2 + 3 + 4 +	1 + 2 + 3 + 4 +	1 + 2 + 3 + 4 +	1 + 2 + 3 + 4 +
[Dm]	[G]	[C] [Em7]	[Bm7] [E7]
G -7---5---4---2---	-0-----	-----2---2---	-----2---
D -----	-----3---2---0---	-----3-----	-----2-----
A -----	-----	-----	-----
E -----	-----	-----	-----
1 + 2 + 3 + 4 +	1 + 2 + 3 + 4 +	1 + 2 + 3 + 4 +	1 + 2 + 3 + 4 +

[Dm] Tuesday afternoon is never [G] ending
 [C] Wednesday morning papers didn't [Am] come
 [Dm] Thursday night your stockings needed [G] mending
 [C]↓ See [Em7]↓ how they [Bm7]↓ run [E7]↓

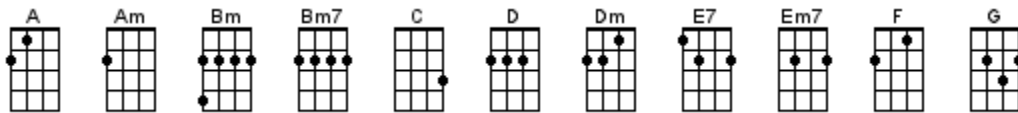
	[A]	[D]	[A]	[D]	[A]	[D]	[F]	[G]	[A]
G	-----		-----		-----		-----		
D	-0-0-4-7-		-0-0-4-7-		-0-0-2-2-		-3-3-5-5-7-		
A	-0-0-4-4-		-0-0-4-4-		-0-0-4-4-		-----0-----		
E	-----		-----		-----		-----		
	1	2	3	4	1	2	3	4	1
	+		+		+		+		+

[A] Lady Ma-**[D]**onna **[A]** children at your **[D]** feet

[A] Wonder how you **[D]** manage to **[F]**↓ make **[G]**↓ ends **[A]**↓↓ meet

	[Bm]	[C]	[Bm]	[A]	[A]	[Bm]	[C]	[Bm]	[A]
G	-----				-----		-----		
D	-----				-----		-----		
A	-2-2-----3---		-2-0-		-0-0-----		-2-2-----3---		
E	-----		-----		-----		-----		
	1	2	3	4	1	2	3	4	1
	+		+		+		+		+

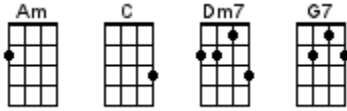
[Bm]↓↓ / **[C]**↓ **[Bm]**↓**[A]**↓ /
[A]↓↓ / **[Bm]**↓↓ / **[C]**↓ **[Bm]**↓ **[A]**↓ /



Last Christmas

George Michael 1984 (recorded by Wham!)

UBass



INTRO: / 1 2 3 4 /

[C]	[C]	[Am]	[Am]
G ----- ----- ----- -----	G ----- ----- ----- -----	G ----- ----- ----- -----	G ----- ----- ----- -----
D ----- ----- ----- -----	D ----- ----- ----- -----	D ----- ----- ----- -----	D ----- ----- ----- -----
A -3-3-3-3-3-3-3-3-	A -3-3-3-3-2-3-2-3-	A -0-0-0-0-0-0-0-0-	A -0-0-0-0-0-0-2-3-
E ----- ----- ----- -----	E ----- ----- ----- -----	E ----- ----- ----- -----	E ----- ----- ----- -----
1 + 2 + 3 + 4 +	1 + 2 + 3 + 4 +	1 + 2 + 3 + 4 +	1 + 2 + 3 + 4 +
[Dm7]	[Dm7]	[G7]	[G7]
G ----- ----- ----- -----	G ----- ----- ----- -----	G ----- ----- ----- -----	G ----- ----- ----- -----
D -0-0-0-0-0-0-0-0-	D -0-0-0-0-2-3-2-3-	D ----- ----- ----- -----	D ----- ----- ----- -----
A ----- ----- ----- -----	A ----- ----- ----- -----	A ----- ----- ----- -----	A -----0---2-----
E ----- ----- ----- -----	E ----- ----- ----- -----	E -3---3-3-3---3-3-	E -3----- ----- ----- -----
1 + 2 + 3 + 4 +	1 + 2 + 3 + 4 +	1 + 2 + 3 + 4 +	1 + 2 + 3 + 4 +

CHORUS:

[C] Last Christmas, I [C] gave you my heart
But the [Am] very next day, you [Am] gave it away
[Dm7] This year, to [Dm7] save me from tears
I'll [G7] give it to someone [G7] special

[C] Last Christmas, I [C] gave you my heart
But the [Am] very next day, you [Am] gave it away
[Dm7] This year, to [Dm7] save me from tears
I'll [G7] give it to someone [G7] special

INSTRUMENTAL:

[C] / [C] / [Am] / [Am] /
[Dm7] / [Dm7] / [G7] / [G7] /

[C] Once bitten, and [C] twice shy
[Am] I keep my distance, but [Am] you still catch my eye
[Dm7] Tell me baby [Dm7] do you recognize me
[G7] Well, it's been a year, it [G7] doesn't surprise me

[C] Happy Christmas, I [C] wrapped it up and sent it
[Am] With a note saying [Am] "I love you" I meant it
[Dm7] Now I know, what a [Dm7] fool I've been
But if you [G7] kissed me now, I know you'd [G7] fool me again

CHORUS:

[C] Last Christmas, I [C] gave you my heart
But the [Am] very next day, you [Am] gave it away
[Dm7] This year, to [Dm7] save me from tears
I'll [G7] give it to someone [G7] special

[C] Last Christmas, I **[C]** gave you my heart
 But the **[Am]** very next day, you **[Am]** gave it away
[Dm7] This year, to **[Dm7]** save me from tears
 I'll **[G7]** give it to someone **[G7]** special

Oh-oh-**[C]**oh
[C] Oh my **[Am]** baby **[Am]**
[Dm7] / **[Dm7]** / **[G7]** / **[G7]** /

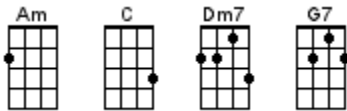
[C] A crowded room **[C]** friends with tired eyes
[Am] I'm hiding from you **[Am]** and your soul of ice
[Dm7] My god I thought you were **[Dm7]** someone to rely on
[G7] Me? I guess I was a **[G7]** shoulder to cry on

A **[C]** face on a lover with a **[C]** fire in his heart
 A **[Am]** man undercover but you **[Am]** tore me a-**[Dm7]**pa-art
[Dm7] Oo hoo, now I've **[G7]** found a real love you'll never **[G7]** fool me again

CHORUS:

[C] Last Christmas, I **[C]** gave you my heart
 But the **[Am]** very next day, you **[Am]** gave it away
[Dm7] This year, to **[Dm7]** save me from tears
 I'll **[G7]** give it to someone **[G7]** special

[C] Last Christmas, I **[C]** gave you my heart
 But the **[Am]** very next day, you **[Am]** gave it away
[Dm7] This year, to **[Dm7]** save me from tears
 I'll **[G7]** give it to someone **[G7]** special **[C]**↓



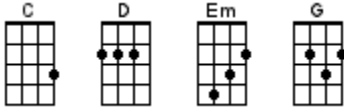
Typical UBass played throughout the entire song

[C]	[C]	[Am]	[Am]
G ----- ----- ----- -----	G ----- ----- ----- -----	G ----- ----- ----- -----	G ----- ----- ----- -----
D ----- ----- ----- -----	D ----- ----- ----- -----	D ----- ----- ----- -----	D ----- ----- ----- -----
A -3-3-3-3-3-3-3-3-	A -3-3-3-3-2-3-2-3-	A -0-0-0-0-0-0-0-0-	A -0-0-0-0-0-0-2-3-
E ----- ----- ----- -----	E ----- ----- ----- -----	E ----- ----- ----- -----	E ----- ----- ----- -----
1 + 2 + 3 + 4 +	1 + 2 + 3 + 4 +	1 + 2 + 3 + 4 +	1 + 2 + 3 + 4 +

[Dm7]	[Dm7]	[G7]	[G7]
G ----- ----- ----- -----	G ----- ----- ----- -----	G ----- ----- ----- -----	G ----- ----- ----- -----
D -0-0-0-0-0-0-0-0-	D -0-0-0-0-2-3-2-3-	D ----- ----- ----- -----	D ----- ----- ----- -----
A ----- ----- ----- -----	A ----- ----- ----- -----	A ----- ----- ----- -----	A -----0---2-----
E ----- ----- ----- -----	E ----- ----- ----- -----	E -3---3-3-3---3-3-	E -3----- ----- -----
1 + 2 + 3 + 4 +	1 + 2 + 3 + 4 +	1 + 2 + 3 + 4 +	1 + 2 + 3 + 4 +

Last Kiss

Wayne Cochran 1961 (as recorded by J. Frank Wilson & The Cavaliers in 1964) **UBass**



TYP.

[G] [Em] [C] [D]
G|-----7-----|-----4---0-4-|-5-----0---9---|-7-----|
D|-5-----5-4-|-2-----|-----|-----7---9-7-|
| 1 + 2 + 3 + 4 + | 1 + + 2 3 + 4 + | 1 + 2 + 3 + 4 + | 1 + 2 + 3 + 4 + |

INTRO: / 1 2 3 4 / [G] / [Em] / [C] / [D]

CHORUS:

Well [G] where oh where can my [Em] baby be
[C] The lord took her a-[D]way from me
[G] She's gone to heaven so I've [Em] got to be good
So [C] I can see my baby when I [D] leave, this

[G]↓ (TAP TAP) (TAP) (TAP TAP) (TAP)
World We were
| 1 + 2 + 3 + 4 + | 1 + 2 + 3 + 4 + |

[G] out on a date in my [Em] daddy's car
[C] We hadn't driven [D] very far
[G] There in the road [Em] straight ahead
[C] A car was stalled, the [D] engine was dead
[G] I couldn't stop, so I [Em] swerved to the right
I'll [C] never forget, the [D] sound that night
The [G] cryin' tires, the [Em] bustin' glass
The [C] painful scream that [D] I, heard

[G]↓ (TAP TAP) (TAP) (TAP TAP) (TAP)
last Well
| 1 + 2 + 3 + 4 + | 1 + 2 + 3 + 4 + |

CHORUS:

[G] where oh where can my [Em] baby be
[C] The lord took her a-[D]way from me
[G] She's gone to heaven so I've [Em] got to be good
So [C] I can see my baby when I [D] leave, this

[G]↓ (TAP TAP) (TAP) (TAP TAP) (TAP)
world Well when
| 1 + 2 + 3 + 4 + | 1 + 2 + 3 + 4 + |

[G] I woke up, the rain was **[Em]** pourin' down
[C] There were people standin' **[D]** all around
[G] Something warm a-runnin' **[Em]** in my eyes
[C] But I found my baby **[D]** somehow that night
 I **[G]** raised her head, and then she **[Em]** smiled and said
[C] "Hold me darling for a **[D]** little while"
 I **[G]** held her close, I kissed her **[Em]** our last kiss
 I **[C]** found the love that I **[D]** knew I would miss
 But **[G]** now she's gone, even **[Em]** though I hold her tight
 I **[C]** lost my love, my **[D]** life, that

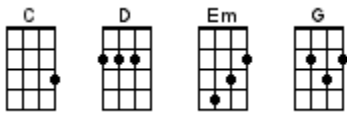
[G]↓ (TAP TAP) (TAP) (TAP TAP) (TAP)
 | **night** | **Well** |
 | 1 + 2 + 3 + 4 + | 1 + 2 + 3 + 4 + |

CHORUS:

[G] where oh where can my **[Em]** baby be
[C] The lord took her a-**[D]**way from me
[G] She's gone to heaven so I've **[Em]** got to be good
 So **[C]** I can see my baby when I **[D]** leave, this

[G]↓ (TAP TAP) (TAP) (TAP TAP) (TAP)
 | **world** | |
 | 1 + 2 + 3 + 4 + | 1 + 2 + 3 + 4 + |

[G] Mmm, m-m-m **[Em]** mmmm **[C]** mmmm **[D]** mmm m-m mm
[G] Mmm, m-m-m **[Em]** mmmm **[C]** mmmm **[D]** mmm m-m mm **[G]**↓



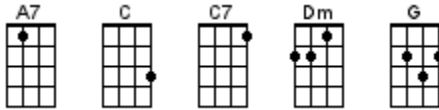
TYP.

[G] (7) **[Em]** (4-0-4) **[C]** (5-0-9) **[D]** (7)
 G|-----7-----|-----4---0-4-|-----5-----0---9---|-----7-----|
 D|-5-----5-4-|-2-----|-----|-----7---9-7-|
 | 1 + 2 + 3 + 4 + | 1 + + 2 3 + 4 + | 1 + 2 + 3 + 4 + | 1 + 2 + 3 + 4 + |

Last Will and Testament

Mathias Kom 2007 - The Burning Hell from their album "Tick Tock"

UBass



Siren whistle
Kick Tambo
Kazoo

INTRO: / 1 2 3 4 /

TYP.

[CC][A7C#C#] / [DDm][GAB] /
[CC][A7C#C#] / [DDm][GAB] /

When I [C] die [A7] / [Dm]
[G] Bury me [C] naked [A7] / [Dm]
With [G] my uku-[C]lele [A7] / [Dm]
I [G] played it [C] daily when [A7] I was a-[Dm]live
So bury me [G] with it when I [C] die [A7] / [Dm][G]

And when I [C] die [A7] / [Dm]
[G] Throw me a [C] party [A7] / [Dm]
In-[G]vite all my [C] friends [A7] / [Dm]
I [G] loved my [C] friends when [A7] I was a-[Dm]live
So throw me a [G] party when I [C] die [A7] / [Dm][G]

And when I [C] die [A7] / [Dm]
Play my [G] favourite [C] song [A7] / [Dm]
That one with [G] all those [C] saxophones [A7] / [Dm]
I never [G] liked [C] saxophones when [A7] I was a-[Dm]live
But play that [G] song when I [C] die [A7] / [Dm][G]

Kazoo



BRIDGE:

So when I [Dm] die don't be too sad
But a [C] little bit sad would be [C7] nice
So [Dm] if your eyes are red
Honey that's al-[G]↓right

Kick Tambo 2 & 4

Don't

```
G | -0----- | ----- |
D | -----5- | -4-3---1----- |
A | -----2-3-4-5----- | ----- |
E | -3----- | ----- |
  | 1 + 2 + 3 + 4 + | 1 + 2 + 3 + 4 + |
```

[Dm] worry about me
[Dm] I'll be fine in my [C] dirt and gravel [C7] bed
When I [Dm] die, I won't be sad
I'll just be [G]↓ dead

So when I

```
G | -0----- | -----2----- |
D | -----5-4-3-2---3- | -4---5-7-5----- |
A | ----- | ----- |
E | ----- | ----- |
  | 1 + 2 + 3 + 4 + | 1 + 2 + 3 + 4 + |
```

[C] die [A7] / [Dm]

[G] Bury me [C] naked [A7] / [Dm]

With [G] my uku-[C]lele [A7] / [Dm]

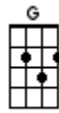
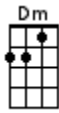
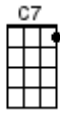
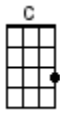
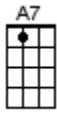
I [G] played it [C] daily when [A7] I was a-[Dm]live

So bury me [G] with it when I [C] die

Bury me [A7] naked with [Dm] my uku-[G]lele when I [C] die

(Bury her [A7] naked with [Dm] her uku-[G]lele when she [C] dies)

Bury me [A7] naked with [Dm] my uku-[G]lele when I [C]↓ die



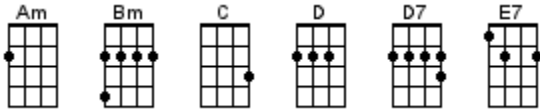
www.bytownukulele.ca

[BACK TO SONGLIST](#)

Love Potion #9

Leiber/Stoller 1959

[G-Am] = hammer on



INTRO: < SING E > / 1 2 3 4 /

[G-Am]↓ I took my troubles down to [c-D7]↓ Madam Ruth

[G-Am]↓ You know that Gypsy with the [c-D7]↓ gold-capped tooth ↑↓

RIFF #1

```

G|-----|-----|-----|-----|
D|-----2---5---|-----2---5---|-0-----4---7---|-2-----|
A|-3-----|-----3-----|-----|-----|
E|-----|-----|-----|-----|
| 1 + 2 + 3 + 4 + | 1 + 2 + 3 + 4 + | 1 + 2 + 3 + 4 + | 1 + 2 + 3 + 4 + |
G|-----|-----|-----|-----|
D|-----|-----|-----|-----|
A|-0-----3---7---|-0-----3---7---|-----|-----|
E|-----|-----|-----|-----|

```

[C] She's got a pad on 34th and Vine

[D7] Sellin' little bottles of [E7]↓ Love Potion Number [Am] 9 [Am]

RIFF #2

```

G|-----|-----|-----|-----|
D|-----0---4---7---|-0-----4---7---|-0-----4---7---|-----|
A|-0-----3---7---|-0-----3---7---|-0-----3---7---|-----|
E|-----|-----|-----|-----|
| 1 + 2 + 3 + 4 + | 1 + 2 + 3 + 4 + | 1 + 2 + 3 + 4 + | 1 + 2 + 3 + 4 + |
G|-----|-----|-----|-----|
D|-----2---5---|-----2---5---|-0-----4---7---|-2-----|
A|-3-----|-----3-----|-----|-----|
E|-----|-----|-----|-----|
| 1 + 2 + 3 + 4 + | 1 + 2 + 3 + 4 + | 1 + 2 + 3 + 4 + | 1 + 2 + 3 + 4 + |
G|-----|-----|-----|-----|
D|-----|-----|-----|-----|
A|-0-----3---7---|-0-----3---7---|-----|-----|
E|-----|-----|-----|-----|

```

[Am] I told her that I was a [D7] flop with chicks

[Am] I've been this way since 19-[D7]56

She [C] looked at my palm and she made a magic sign

She [D7] said what you need is [E7]↓ Love Potion Number [Am] 9 [Am]

RIFF #3

```

G|-----4---2---|-----4---2---|-----|-----|
D|-0-----4-2-|-0-----4-2-|-----5---4---|-0-----5---4---|
A|-----|-----|-2-----5-4-|-2-----5-4-|
E|-----|-----|-----|-----|
| 1 + 2 + 3 + 4 + | 1 + 2 + 3 + 4 + | 1 + 2 + 3 + 4 + | 1 + 2 + 3 + 4 + |
G|-----4---2---|-----4---2---|-----|-----|
D|-0-----4-2-|-0-----4-2-|-2-----|-----|-2-2-----|
A|-----|-----|-----|-----|
E|-----|-----|-----|-----|

```

She [c-D] bent down and turned around and [c-D] gave me a wink

She [Bb-Bm] said I'm goin' to make it up right [Bb-Bm] here in the sink

It [c-D] smelled like turpentine and looked like [c-D] India Ink

I [E7]↓ held my nose, I closed my eyes [E7]↓[E7]↓ I took a drink

RIFF #2

```

G|-----|-----|-----|-----|
D|-----|0-----4--7--|-----|0-----4--7--|
A|-0-----3--7--|-----|0-----3--7--|-----|
E|-----|-----|-----|-----|

| 1 + 2 + 3 + 4 + | 1 + 2 + 3 + 4 + | 1 + 2 + 3 + 4 + | 1 + 2 + 3 + 4 + |
G|-----|-----|-----|-----|
D|-----2--5--|-----2--5--|0-----4--7--|2-----|
A|-3-----|3-----|-----|-----|
E|-----|-----|-----|-----|

| 1 + 2 + 3 + 4 + | 1 + 2 + 3 + 4 + | 1 + 2 + 3 + 4 + | 1 + 2 + 3 + 4 + |
G|-----|-----|-----|-----|
D|-----|-----|-----|-----|
A|-0-----3--7--|0-----3--7--|-----|-----|
E|-----|-----|-----|-----|

```

[Am] I didn't know if it was **[D7]** day or night
[Am] I started kissin' every-**[D7]**thing in sight
But **[C]** when I kissed a cop at 34th and Vine
He **[D7]** broke my little bottle of **[E7]**↓ Love Potion Number **[Am]** 9 **[Am]**

RIFF #3

```

G|-----4--2--|-----4--2--|-----|-----|
D|-0-----4-2-|0-----4-2-|-----5--4--|0-----5--4--|
A|-----|-----|2-----5-4-|2-----5-4-|
E|-----|-----|-----|-----|

| 1 + 2 + 3 + 4 + | 1 + 2 + 3 + 4 + | 1 + 2 + 3 + 4 + | 1 + 2 + 3 + 4 + |
G|-----4--2--|-----4--2--|-----|-----|
D|-0-----4-2-|0-----4-2-|2-----|2-2--|
A|-----|-----|-----|-----|
E|-----|-----|-----|-----|

```

[D'-A] / [D'-A] / [B'm-F#] / [B'm-F#] / [D'-A] / [D'-A]

I **[E7]**↓ held my nose, I closed my eyes **[E7]**↓**[E7]**↓ I took a drink

RIFF #2 PLUS OUTRO

```

G|-----|-----|-----|-----|
D|-----|0-----4--7--|-----|0-----4--7--|
A|-0-----3--7--|-----|0-----3--7--|-----|
E|-----|-----|-----|-----|

| 1 + 2 + 3 + 4 + | 1 + 2 + 3 + 4 + | 1 + 2 + 3 + 4 + | 1 + 2 + 3 + 4 + |
G|-----|-----|-----|-----|
D|-----2--5--|-----2--5--|0-----4--7--|2-----|
A|-3-----|3-----|-----|-----|
E|-----|-----|-----|-----|

| 1 + 2 + 3 + 4 + | 1 + 2 + 3 + 4 + | 1 + 2 + 3 + 4 + | 1 + 2 + 3 + 4 + | 1 + 2 + 3 + 4 + | 1 + 2 + 3 + 4 + |
G|-----|-----|-----|-----|-----|-----|
D|-----|0-----4--7--|-----|0-----4--7--|-----|0-----4--7--|-----|
A|-0-----3--7--|-----|0-----3--7--|-----|0-----3--7--|-----|0-----3--7--|-----|
E|-----|-----|-----|-----|-----|-----|

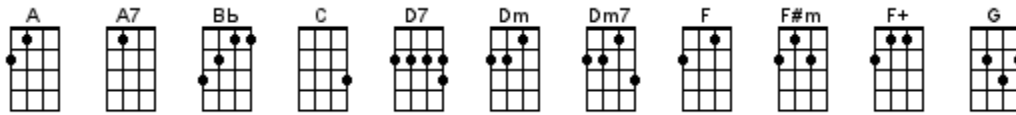
```

[Am] I didn't know if it was **[D7]** day or night
[Am] I started kissin' every-**[D7]**thing in sight
But **[C]** when I kissed a cop at 34th and Vine
He **[D7]** broke my little bottle of **[E7]**↓ Love Potion Number **[Am]** 9

[D7] Love Potion Number **[Am]** 9
[D7] Love Potion Number **[Am]** 9
[D7] Love Potion Number **[Am]**↓ 9

Lucy In The Sky With Diamonds

Lennon-McCartney 1967 (The Beatles)



INTRO: / 1 2 3 / 1 2 3 /

[A']	[A7G']	[F#m]	[F'aug]
G -----9---	-0---9-----	-----9---	-----7-6-----
D -----7-----	-----7---	-----7-----	-3-----7---
A -7-----	-----	-4-----	-----
1 + 2 + 3 +	1 + 2 + 3 +	1 + 2 + 3 +	1 + 2 + 3 +

[A'] Picture your-[A7G']self in a [F#m] boat on a [F'aug] river
 With [A'] tangerine [A7G'] trees and [F#m] marmalade [F'] skies [F'D'F']↓
 [A'] Somebody [A7G'] calls you, you [F#m] answer quite [F'aug] slowly
 A [A'] girl with ka-[A7G']leidoscope [F#m] eyes [F#m]
 [DmF'] / [DmF'D'F'] /

[Bb'] Cellophane flowers of [C'] yellow and green
 [D'm7] Towering over your [Bb'D'F'] head [Bb'F'D']
 [C] Look for the girl with the [G] sun in her eyes
 And she's

<4/4>

CHORUS:

[D7]↓ gone < TAP TAP TAP >
 [G] Lucy in the [C] sky with [D7] diamonds
 [G] Lucy in the [C] sky with [D7] diamonds
 [G] Lucy in the [C] sky with [D7] diamonds
 [D7] Ahhhhh

<3/4>

[A'] Follow her [A7G']down to a [F#m] bridge by a [F'aug] fountain
 Where [A'] rockinghorse [A7G']people eat [F#m] marshmallow [F'] pies [F'D'F']
 [A'] Everyone [A7G'] smiles as you [F#m] drift past the [F'aug] flowers
 That [A'] grow so [A7G'] incredibly [F#m] high [F#m]
 [DmF'] / [DmF'D'F'] /

[Bb'] Newspaper taxis ap-[C']pear on the shore
 [D'm7] Waiting to take you a-[Bb'D'F']way [Bb'F'D']
 [C] Climb in the back with your [G] head in the clouds
 And you're

<4/4>

CHORUS:

[D7]↓ gone < TAP TAP TAP >

[G] Lucy in the [C] sky with [D7] diamonds

[G] Lucy in the [C] sky with [D7] diamonds

[G] Lucy in the [C] sky with [D7] diamonds

[D7] Ahhhhh

<3/4>

[A'] Picture your-[A7G']self on a [F#m] train in a [F'aug] station

With [A'] plasticine [A7G'] porters with [F#m] looking glass [F'] ties [F'D'F']

[A'] Suddenly[A7G'] someone is [F#m] there at the [F'aug] turnstile

The [A'] girl with ka-[A7G']leidoscope [F#m] eyes [F#m]

<4/4>

CHORUS:

[DmF]↓ < TAP TAP TAP >

[G] Lucy in the [C] sky with [D7] diamonds

[G] Lucy in the [C] sky with [D7] diamonds

[G] Lucy in the [C] sky with [D7] diamonds

[D7] Ahhhhh [A]

[G] Lucy in the [C] sky with [D7] diamonds

[G] Lucy in the [C] sky with [D7] diamonds

[G] Lucy in the [C] sky with [D7] diamonds

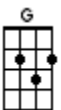
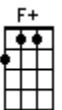
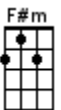
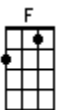
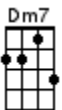
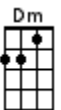
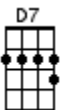
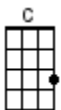
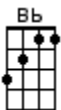
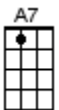
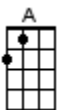
[D7] Ahhhhh [A]↓ ahhh

<3/4>

OUTRO OPTIONAL:

[A'] / [G'] / [F#] / [F] /

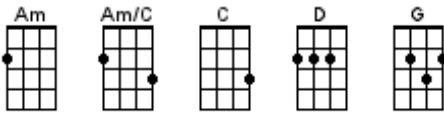
[A'] / [G'] / [F#] / [F] / [A]↓



Mad World

Roland Orzabal 1982 (recorded by Tears For Fears)

Block – green, small purple
Kazoo



Singing note : A

INTRO: / 1 2 3 4 / [Am] / [D] / [Am] / [D] /

[Am] All around me are fa-[C]miliar faces
 [G] Worn out places [D] worn out faces
 [Am] Bright and early for their [C] daily races
 [G] Going nowhere [D] going nowhere
 [Am] And their tears are filling [C] up their glasses
 [G] No expression [D] no expression
 [Am] Hide my head I want to [C] drown my sorrow
 [G] No tomorrow [D] no tomorrow

[Am] And I find it kind of [D] funny, I find it kind of [Am] sad
 The dreams in which I'm [D] dying are the best I've ever [Am] had
 I find it hard to [D] tell you, 'cause I find it hard to [Am] take
 When people run in [D] circles, it's a very, very

[Am] Mad [D] world [Am] mad [D] world
 [Am] [D] [Am] [D]
 G: | -5---4---2----- | ----- | -5---4---2----- | -7----- |
 D: | -----5--- | -4----- | ----- | ----- |
 | 1 + 2 + 3 + 4 + | 1 + 2 + 3 + 4 + | 1 + 2 + 3 + 4 + | 1 + 2 + 3 + 4 + |

[Am] Mad [D] world [Am] mad [D] world
 [Am] [D] [Am] [D]
 G: | -5---4---2----- | ----- | -5---4---2----- | -7----- |
 D: | -----5--- | -4----- | ----- | ----- |
 | 1 + 2 + 3 + 4 + | 1 + 2 + 3 + 4 + | 1 + 2 + 3 + 4 + | 1 + 2 + 3 + 4 + |

[Am] Children waiting for the [C] day they feel good
 [G] Happy Birthday [D] Happy Birth-↓day
 [Am] Made to feel the way that [C] every child should
 [G] Sit and listen [D] sit and listen
 [Am] Went to school and I was [C] very nervous
 [G] No one knew me [D] no one knew ↓ me
 [Am] Hello teacher tell me [C] what's my lesson
 [G] Look right through me [D] look right through me

[Am] And I find it kind of [D] funny, I find it kind of [Am] sad
 The dreams in which I'm [D] dying are the best I've ever [Am] had
 I find it hard to [D] tell you, 'cause I find it hard to [Am] take
 When people run in [D] circles, it's a very, very

[Am] Mad **[D]** world **[Am]** mad **[D]** world

```

      [Am]                [D]                [Am]                [D]
G: | -5---4---2----- | ----- | -5---4---2----- | -7----- |
D: | -----5--- | -4----- | ----- | ----- |
   | 1 + 2 + 3 + 4 + | 1 + 2 + 3 + 4 + | 1 + 2 + 3 + 4 + | 1 + 2 + 3 + 4 + |
  
```

[Am] Mad **[D]** world **[Am]** mad **[D]** world **[D]** / **[D]** / **[D]** /

```

      [Am]                [D]                [Am]                [D]    [D]    [D]    [D]
G: | -5---4---2----- | ----- | -5---4---2----- | ----- | ----- | ----- |
D: | -----5--- | -4----- | -----5--- | -4--- | -4--- | -4--- | -4--- |
   | 1 + 2 + 3 + 4 + | 1 + 2 + 3 + 4 + | 1 + 2 + 3 + 4 + | 1234 | 1234 | 1234 | 1234 |
  
```

INSTRUMENTAL: < FUNKY DANCE BREAK >

[Am] Children waiting for the **[C]** day they feel good

[G] Happy Birthday **[D]** Happy Birth-↓day

[Am] Made to feel the way that **[C]** every child should

[G] Sit and listen **[D]** sit and ↓ listen

[Am] And I find it kind of **[D]** funny, I find it kind of **[Am]** sad
 The dreams in which I'm **[D]** dying are the best I've ever **[Am]** had
 I find it hard to **[D]** tell you, `cause I find it hard to **[Am]** take
 When people run in **[D]** circles, it's a very, very

[Am] Mad **[D]** world **[Am]** mad **[D]** world

```

      [Am]                [D]                [Am]                [D]
G: | -5---4---2----- | ----- | -5---4---2----- | -7----- |
D: | -----5--- | -4----- | ----- | ----- |
   | 1 + 2 + 3 + 4 + | 1 + 2 + 3 + 4 + | 1 + 2 + 3 + 4 + | 1 + 2 + 3 + 4 + |
  
```

[Am] En-**[Am/C]**larging your **[D]** world

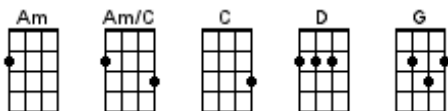
```

      [Am]    [Am/C]    [D]
G: | -5---4---2----- | ----- |
D: | -----5--- | -4----- |
   | 1 + 2 + 3 + 4 + | 1 + 2 + 3 + 4 + |
  
```

[Am] Mad **[D]** world **[D]** / **[D]** / **[D]** / **[D]**↓

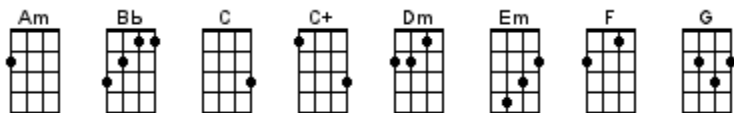
```

      [Am]                [D]                [D]                [D]                [D]    [D]↓
G: | -5---4---2----- | ----- | ----- | ----- | ----- | ----- |
D: | -----5--- | -4----- | -4----- | -4----- | -4----- | -0----- |
   | 1 + 2 + 3 + 4 + | 1 2 3 4 | 1 2 3 4 | 1 2 3 4 | 1 2 3 4 | 1 2 3 4 |
  
```



Mamma Mia

Benny Andersson, Bjorn Ulvaeus, Stig Anderson 1975 (recorded by ABBA) **UBass**



INTRO: / 1 2 3 4 /

```
    [C]                [Caug]                [C]                [Caug]
G|-5---5---5---5--| -5---5---5---5--| -5---5---5---5--| -5---5---5---5--|
D|-----|-----|-----|-----|
A|-3---3---3---3--| -3---3---3---3--| -3---3---3---3--| -3---3---3---3--|
E|-----|-----|-----|-----|
  | 1 + 2 + 3 + 4 +| 1 + 2 + 3 + 4 +| 1 + 2 + 3 + 4 +| 1 + 2 + 3 + 4 +|
```

```
    [C]                [Caug]                [C]                [Caug]
G|-0-2-5-9-----| -----9-7-9-7-5--| -0-2-5-9-----| -----9-7-9-7-5--|
D|-----|-----|-----|-----|
A|---0-3-7-----| -----7-5-7-5-3--| ---0-3-7-----| -----7-5-7-5-3--|
E|-3-----|-----|-----|-----|
  | 1 + 2 + 3 + 4 +| 1 + 2 + 3 + 4 +| 1 + 2 + 3 + 4 +| 1 + 2 + 3 + 4 +|
```

[C] I've been [G] cheated by [C] you, since I don't know [F] when [F]
[C] So I [G] made up my [C] mind, it must come to an [F] end [F]
[C] Look at me now [Caug] will I ever learn?
[C] I don't know how [Caug] but I suddenly [F] lose control
[F] There's a fire with-[G]in my soul / [G] ↓ ↓ [F] ↓ just [C] ↓ one /
[G] Look and I can hear a bell / [G] ↓ ring ↓ [F] ↓ one [C] ↓ more /
[G] Look and I forget everything, whoa-oh-oh

CHORUS:

[C] Mamma mia, here I go again / [F] ↓ [Bb] ↓ my [F] my /
[F] How can I resist you?
[C] Mamma mia, does it show again? / [F] ↓ [Bb] ↓ my [F] my /
[F] Just how much I've missed you
[C] Yes, I've been [G] broken-hearted
[Am] Blue, since the [Em] day we parted / [F] ↓ [Bb] ↓ why [F] ↓ why /
[Dm] Did I ever [G] let you go?
[C] Mamma mia [Am] now I really know / [F] ↓ [Bb] ↓ my [F] my /
[Dm] I could never [G] let you go

```
    [C]                [Caug]                [C]                [Caug]
G|-0-2-5-9-----| -----9-7-9-7-5--| -0-2-5-9-----| -----9-7-9-7-5--|
D|-----|-----|-----|-----|
A|---0-3-7-----| -----7-5-7-5-3--| ---0-3-7-----| -----7-5-7-5-3--|
E|-3-----|-----|-----|-----|
  | 1 + 2 + 3 + 4 +| 1 + 2 + 3 + 4 +| 1 + 2 + 3 + 4 +| 1 + 2 + 3 + 4 +|
```

[C] I've been **[G]** angry and **[C]** sad about things that you **[F]** do **[F]**
[C] I can't **[G]** count all the **[C]** times that I've told you we're **[F]** through **[F]**
[C] And when you go **[Caug]** when you slam the door
[C] I think you know **[Caug]** that you won't be a-**[F]**way too long
[F] You know that I'm **[G]** not that strong / **[G]** ↓ ↓ **[F]** ↓ just **[C]** ↓ one /
[G] Look and I can hear a bell / **[G]** ↓ ring ↓ **[F]** ↓ one **[C]** ↓ more /
[G] Look and I forget everything, whoa-oh-oh

FINAL CHORUSES:

[C] Mamma mia, here I go again / **[F]** ↓ **[Bb]** ↓ my **[F]** my /
[F] How can I resist you?
[C] Mamma mia, does it show again? / **[F]** ↓ **[Bb]** ↓ my **[F]** my /
[F] Just how much I've missed you

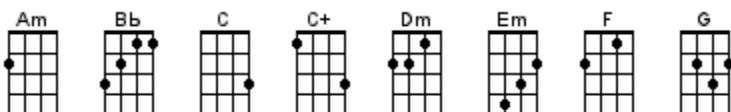
[C] Yes, I've been **[G]** broken-hearted
[Am] Blue, since the **[Em]** day we parted / **[F]** ↓ **[Bb]** ↓ why **[F]** ↓ why /
[Dm] Did I ever **[G]** let you go?
[C] Mamma mia, even if I say / **[F]** ↓ **[Bb]** ↓ bye **[F]** bye /
[F] Leave me now or never
[C] Mamma mia, it's a game we play / **[F]** ↓ **[Bb]** ↓ bye **[F]** bye /
[F] Doesn't mean forever

[C] Mamma mia, here I go again / **[F]** ↓ **[Bb]** ↓ my **[F]** my /
[F] How can I resist you?
[C] Mamma mia, does it show again? / **[F]** ↓ **[Bb]** ↓ my **[F]** my /
[F] Just how much I've missed you

[C] Yes, I've been **[G]** broken-hearted
[Am] Blue, since the **[Em]** day we parted / **[F]** ↓ **[Bb]** ↓ why **[F]** ↓ why /
[Dm] Did I ever **[G]** let you go?
[C] Mamma mia **[Am]** now I really know / **[F]** ↓ **[Bb]** ↓ my **[F]** my /
[Dm] I could never **[G]** let you go

[C]	[Caug]	[C]	[Caug]
G -0-2-5-9-----	-----9-7-9-7-5--	-0-2-5-9-----	-----9-7-9-7-5--
D -----	-----	-----	-----
A ---0-3-7-----	-----7-5-7-5-3--	---0-3-7-----	-----7-5-7-5-3--
E -3-----	-----	-3-----	-----
1 + 2 + 3 + 4 +	1 + 2 + 3 + 4 +	1 + 2 + 3 + 4 +	1 + 2 + 3 + 4 +

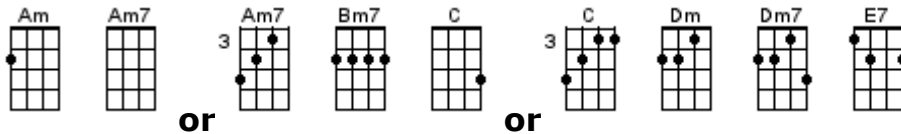
[C]	[Caug]	[C] ↓
G -0-2-5-9-----	-----9-7-9-7-5--	-0-----
D -----	-----	-----
A ---0-3-7-----	-----7-5-7-5-3--	-----
E -3-----	-----	-3-----
1 + 2 + 3 + 4 +	1 + 2 + 3 + 4 +	1 + 2



Moondance

Van Morrison 1970

UBass 2nd position



UBass by others & cymbal w/ brushes

< ~[Am]~ means tremolo on the Am chord >

INTRO: / 1 2 3 4 /

[Am7][Bm7] / [C][Bm7] / [Am7][Bm7] / [C][Bm7] Typ.

Well it's a [Am7] marvelous [Bm7] night for a [C] moondance [Bm7]
 With the [Am7] stars up [Bm7] above in your [C] eyes [Bm7]
 A fan-[Am7]tabulous [Bm7] night to make [C] romance [Bm7]
 'Neath the [Am7] cover of [Bm7] October [C] skies [Bm7]
 And all the [Am7] leaves on the [Bm7] trees are [C] falling [Bm7]
 To the [Am7] sound of the [Bm7] breezes that [C] blow [Bm7]
 You know I'm [Am7] trying to [Bm7] please to the [C] calling [Bm7]
 Of your [Am7] heart strings that [Bm7] play soft and [C] low [Bm7]

You know the [Dm7] night's [Am] magic
 Seems to [Dm7] whisper and [Am] hush
 You know the [Dm7] soft [Am] moonlight
 Seems to shine [Dm7]↓↓↓ in your blush [E7]↓↓↓
 Can [Am] I just [Dm] have one [Am] more moon-[Dm]dance with [Am] you [Dm]
 My [Am] love [Dm]
 Can [Am] I just [Dm] make some [Am] more ro-[Dm]mance with [Am] you [Dm]
 My [Am] love [E7]↓

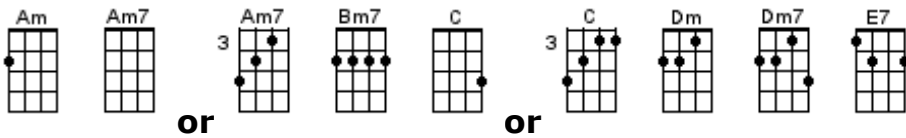
Well I [Am7] wanna make [Bm7] love to you [C] tonight [Bm7]
 I can't [Am7] wait till the [Bm7] moment has [C] come [Bm7]
 And I [Am7] know now the [Bm7] time is [C] just right [Bm7]
 And straight [Am7] into my [Bm7] arms you will [C] run [Bm7]
 When you [Am7] come my [Bm7] heart will be [C] waiting [Bm7]
 To make [Am7] sure that you're [Bm7] never a-[C]lone [Bm7]
 There and [Am7] then all my [Bm7] dreams will come [C] true dear [Bm7]
 There and [Am7] then I will [Bm7] make you my [C] own [Bm7]

And every [Dm7] time I [Am] touch you
 You just [Dm7] tremble in-[Am]side
 Then I know [Dm7] how [Am] much you
 Want me that [Dm7]↓↓↓ you can't hide [E7]↓↓↓
 Can [Am] I just [Dm] have one [Am] more moon-[Dm] dance with [Am] you [Dm]
 My [Am] love [Dm]
 Can [Am] I just [Dm] make some [Am] more ro-[Dm]mance with [Am] you [Dm]
 My [Am] love [E7]↓

INSTRUMENTAL:

Well it's a [Am7] marvelous [Bm7] night for a [C] moondance [Bm7]
With the [Am7] stars up [Bm7] above in your [C] eyes [Bm7]
A fan-[Am7]tabulous [Bm7] night to make [C] romance [Bm7]
'Neath the [Am7] cover of [Bm7] October [C] skies [Bm7]

You know the [Dm7] night's [Am] magic
Seems to [Dm7] whisper and [Am] hush
You know the [Dm7] soft [Am] moonlight
Seems to shine [Dm7]↓↓↓ in your blush [E7]↓↓↓
Can [Am] I just [Dm] have one [Am] more moon-[Dm]dance with [Am] you [Dm]
My [Am] love [Dm]
Can [Am] I just [Dm] make some [Am] more ro-[Dm]mance with [Am] you [Dm]
My ~[Am]~ love [Am]↓

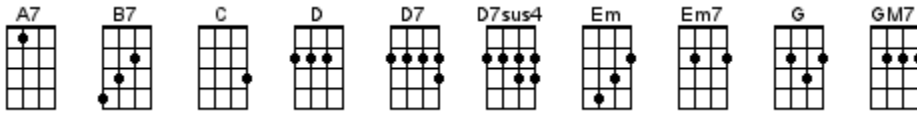


www.bytownukulele.ca

[BACK TO SONGLIST](#)

Mr. Bojangles

Jerry Jeff Walker 1968



INTRO: / 1 2 3 / 1 2 3 / [G] / [GM7F#] / [Em7] / [GM7F#]

I [G] knew a man Bo-[GM7F#]jangles and he'd [Em7] dance for you [GM7F#] / [C]
In [C] worn out [D7] shoes [D7E F#]
With [G] silver hair, a [GM7F#] ragged shirt and [Em7] baggy pants [GM7F#] / [C]
The [C] old soft [D7] shoe [D7E F#] / [C]
He [C] jumped so [G] high [B7] jumped so [Em] high [Em7B] / [A7]
Then he [A7] lightly touched [D7] down [D7sus4] / [D7] / [D7E F#] / [Em] /

[Em] Mr. Bo-[D]jangles [D E F#] / [Em] /
[Em] Mr. Bo-[D]jangles [D E F#] / [Em] /
[Em] Mr. Bo-[D]jangles [D E F#]
[G] Dance [GM7F#] / [Em7] / [GM7F#]

I [G] met him in a [GM7F#] cell in New Or-[Em7]leans I was [GM7F#] / [C] /
[C] Down and [D7] out [D7E F#]
He [G] looked to me to [GM7F#] be, the [Em7] eyes of age [GM7F#] / [C]
As he [C] spoke right [D7] out [D7E F#] / [C]
He [C] talked of [G] life [B7] talked of [Em] life [Em7B] / [A7]
He [A7] laughed, slapped his leg and [D7] stepped [D7sus4] / [D7] / [D7E F#]

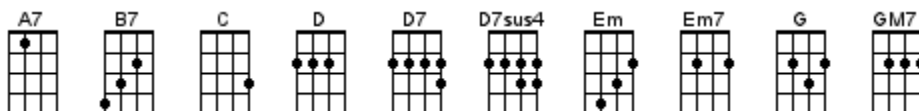
He [G] said his name "Bo-[GM7F#]jangles"
And he [Em7] danced a lick [GM7F#] / [C]
A-[C]cross the [D7] cell [D7E F#]
He [G] grabbed his pants and [GM7F#] spread his stance
Oh he [Em7] jumped so high [GM7F#] / [C]
He [C] clicked his [D7] heels [D7E F#] / [C]
He [C] let go a [G] laugh [B7] let go a [Em] laugh [Em7B] / [A7]
And shook [A7] back his clothes all a-[D7]round [D7sus4] / [D7] / [D7E F#] / [Em] /

[Em] Mr. Bo-[D]jangles [D E F#] / [Em] /
[Em] Mr. Bo-[D]jangles [D E F#] / [Em] /
[Em] Mr. Bo-[D]jangles [D E F#]
[G] Dance [GM7F#] / [Em7] / [GM7F#]

He [G] danced for those at [GM7F#] minstrel shows
And [Em7] county fairs [GM7F#] / [C]
Through-[C]out the [D7] south [D7E F#]
He [G] spoke through tears of [GM7F#] fifteen years
How his [Em7] dog and him [GM7F#] / [C] /
[C] Traveled a-[D7]bout [D7E F#] / [C]
The [C] dog up and [G] died [B7] he up and [Em] died [Em7B] / [A7]
And after twenty [A7] years he still [D7] grieves [D7sus4] / [D7] / [D7E F#]

He **[G]** said "I dance now at **[GM7F#]** every chance
 In **[Em7]** honky tonks **[GM7F#]** / **[C]**
 For **[C]** drinks and **[D7]** tips **[D7E F#]**
 But **[G]** most the time I **[GM7F#]** spend behind
 These **[Em7]** county bars **[GM7F#]** / **[C]**
 'Cuz I **[C]** drinks a **[D7]** bit" **[D7E F#]** / **[C]**
 He **[C]** shook his **[G]** head, and **[B7]** as he shook his **[Em]** head **[Em7B]** / **[A7]**
 I heard **[A7]** someone ask **[D7]** please **[D7sus4]** / **[D7]** / **[D7E F#]** / **[Em]** /

[Em] Mr. Bo-**[D]**jangles **[D E F#]** / **[Em]** /
[Em] Mr. Bo-**[D]**jangles **[D E F#]** / **[Em]** /
[Em] Mr. Bo-**[D]**jangles **[D E F#]**
[G] Dance **[GM7F#]** / **[Em7]** / **[GM7F#]** / **[G]** ↓

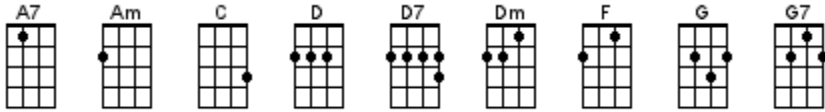


www.bytownukulele.ca

[BACK TO SONGLIST](#)

Mrs. Robinson

Paul Simon 1968 (recorded by Simon & Garfunkel)



INTRO: / 1 2 / 1 2 / [A7] / [A7] / [A7] / [A7] /

	[A7]	[A7]	[A7]	[A7]	
G	-----0-1- -2-----	-----0-1- -2-----	-----0-1- -2-----	-----0-1- -2-----	
D	---2-----	-----	---2-----	-----	
A	-----	-----	-----	-----	
E	-----	-----	-----	-----	
	1 + 2 +	1 + 2 +	1 + 2 +	1 + 2 +	

[A7] Dee dee-dee-dee [A7] dee dee dee-dee [A7] dee dee dee-dee [A7] dee [A7]
 [D] Do do-do-do [D] do do do-do [D7] do [D7]
 [G] Dee-dee-dee-dee [C] dee dee dee-dee [F] dee dee [C] dee-dee [Dm] dee [Dm]

[A7] / [A7] / [G] /

CHORUS:

[G] And here's to [C] you, Mrs. [Am] Robinson
 [C] Jesus loves you [Am] more than you will [F] know, whoa whoa [G7] whoa
 [G7] God bless you [C] please, Mrs. [Am] Robinson
 [C] Heaven holds a [Am] place for those who [F] pray
 [F] Hey hey [Dm] hey, hey hey [A7] hey [A7] / [A7] / [A7]

	[A7]	[A7]	[A7]	[A7]	
G	-----0-1- -2-----	-----0-1- -2-----	-----0-1- -2-----	-----0-1- -2-----	
D	---2-----	-----	---2-----	-----	
A	-----	-----	-----	-----	
E	-----	-----	-----	-----	
	1 + 2 +	1 + 2 +	1 + 2 +	1 + 2 +	

We'd [A7] like to know a little bit about you for our files [A7]
 We'd [D] like to help you learn to help your-[D7]self [D7]
 [G] Look around you [C] all you see are [F] sympa-[C]thetic [Dm] eyes [Dm]
 [A7] Stroll around the grounds un-[G]til you feel at home

CHORUS:

And here's to [C] you, Mrs. [Am] Robinson
 [C] Jesus loves you [Am] more than you will [F] know, whoa whoa [G7] whoa
 [G7] God bless you [C] please, Mrs. [Am] Robinson
 [C] Heaven holds a [Am] place for those who [F] pray
 [F] Hey hey [Dm] hey, hey hey [A7] hey [A7] / [A7] / [A7]

	[A7]	[A7]	[A7]	[A7]	
G	-----0-1- -2-----	-----0-1- -2-----	-----0-1- -2-----	-----0-1- -2-----	
D	---2-----	-----	---2-----	-----	
A	-----	-----	-----	-----	
E	-----	-----	-----	-----	
	1 + 2 +	1 + 2 +	1 + 2 +	1 + 2 +	

[A7] Hide it in a hiding place where no one ever goes **[A7]**
[D] Put it in your pantry with your **[D7]** cupcakes **[D7]**
[G] It's a little **[C]** secret, just the **[F]** Robin-**[C]**sons' af-**[Dm]**fair **[Dm]**
[A7] Most of all you've got to **[G]** hide it from the kids

CHORUS:

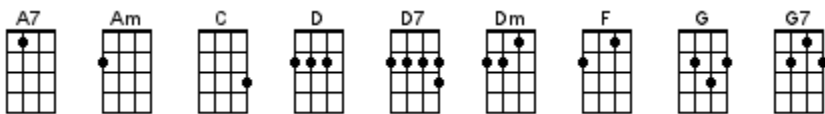
Coo-coo-ca-**[C]**choo, Mrs. **[Am]** Robinson
[C] Jesus loves you **[Am]** more than you will **[F]** know, whoa whoa **[G7]** whoa
[G7] God bless you **[C]** please, Mrs. **[Am]** Robinson
[C] Heaven holds a **[Am]** place for those who **[F]** pray
[F] Hey hey **[Dm]** hey, hey hey **[A7]** hey **[A7]** / **[A7]** / **[A7]**

	[A7]	[A7]	[A7]	[A7]	
G	-----0-1- -2-----	-----0-1- -2-----	-----0-1- -2-----	-----0-1- -2-----	
D	---2-----	-----	---2-----	-----	
A	-----	-----	-----	-----	
E	-----	-----	-----	-----	
	1 + 2 +	1 + 2 +	1 + 2 +	1 + 2 +	

[A7] Sitting on a sofa on a Sunday afternoon **[A7]**
[D] Going to the candidates' de-**[D7]**bate **[D7]**
[G] Laugh about it **[C]** shout about it **[F]** when you've **[C]** got to **[Dm]** choose **[Dm]**
[A7] Every way you look at this you **[G]** lose

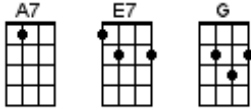
[G] Where have you **[C]** gone, Joe Di-**[Am]**Maggio
 Our **[C]** nation turns its **[Am]** lonely eyes to **[F]** you, woo woo-**[G7]**oo
[G7] What's that you **[C]** say, Mrs. **[Am]** Robinson
[C] Joltin' Joe has **[Am]** left and gone a-**[F]**way
[F] Hey hey **[Dm]** hey, hey hey **[A7]** hey **[A7]** / **[A7]** / **[A7]**↓

	[A7]	[A7]	[A7]	[A7] ↓	
G	-----0-1- -2-----	-----0-1- -2-----	-----0-1- -2-----	-----0-1- -2-----	
D	---2-----	-----	---2-----	-----	
A	-----	-----	-----	-----	
E	-----	-----	-----	-----	
	1 + 2 +	1 + 2 +	1 + 2 +	1 + 2 +	



Neutron Dance

Danny Sembello, Allee Willis 1983 (recorded by The Pointer Sisters)



INTRO: / 1 2 / 1 2 /

[E7E G#G#] / [E7BB C#C#] / [E7DD C#C#] / [E7BB G#G#] /
[E7E G#G#] / [E7BB C#C#] / [E7DD C#C#] / [E7BB G#G#] /

Peddle **[E7]** I don't want to take it anymore **[E7]**

Peddle **[E7]** I'll just stay here locked behind the door **[E7E C#C# DD D#D#]**

Peddle **[E7]** Just no time to stop and get away **[E7]**

Peddle 'Cause I **[E7]** work so hard to make it everyday **[E7E C#C# DD D#D#]**

Woo-**[E7E G#G#]**ooo / **[E7BB C#C#] / [E7DD C#C#] / [E7BB G#G#]**

Woo-**[E7E G#G#]**ooo / **[E7BB C#C#] / [E7DD C#C#] / [E7BB G#G#] /**

[GE'''B'''] / [GE'''B''B''B] / [GE'''B'''] / [GE'''B''B''B] /

Peddle **[E7]** There's no money fallin' from the sky **[E7]**

Peddle 'Cause a **[E7]** man took my heart and robbed me blind **[E7E C#C# DD D#D#]**

Peddle **[E7]** Someone stole my brand new Chevrolet **[E7]**

Peddle And the **[E7]** rent is due I got no place to stay **[E7E C#C# DD D#D#]**

Woo-**[E7E G#G#]**ooo / **[E7BB C#C#] / [E7DD C#C#] / [E7BB G#G#]**

Woo-**[E7E G#G#]**ooo / **[E7BB C#C#] / [E7DD C#C#] / [E7BB G#G#]**

Peddle And it's **[A7]** hard to say, just how **[A7A F#F# GG G#G#]** some things never change

Peddle And it's **[A7]** hard to find, any **[A7A F#F# GG G#G#]** strength to draw the line, oh
oh

[E7E G#G#] / [E7BB C#C#] / [E7DD C#C#] / [E7BB G#G#] / (x2)

[E7] I'm just burnin' doin' the Neutron Dance **[E7]** uh huh huh

[E7] I'm just burnin' doin' the Neutron Dance **[E7]**

[GE'''B'''] / [GE'''B''B''B] / [GE'''B'''] / [GE'''B''B''B] /

Peddle **[E7]** Industry don't pay a price that's fair **[E7]**

Peddle All the **[E7]** common people breathin' filthy air **(Lord, have [E7E C#C# DD D#D#]**
mercy)

Peddle **[E7]** Roof caved in on all the simple dreams **[E7]**

Peddle And to **[E7]** get ahead your heart starts pumpin' schemes **[E7E C#C# DD D#D#]**

Peddle A-a-and it's **[A7]** hard to say, just how **[A7A F#F# GG G#G#]** some things never
change

Peddle A-a-and it's **[A7]** hard to find, any **[A7A F#F# GG G#G#]** strength to draw the line,
oh oh

[E7E G#G#] / [E7BB C#C#] / [E7DD C#C#] / [E7BB G#G#] / (x2)

[E7] I'm just burnin' doin' the Neutron Dance **[E7]** uh huh huh

[E7] I'm just burnin' doin' the Neutron Dance **[E7]**

[E7E G#G#] / [E7BB C#C#] / [E7DD C#C#] / [E7BB G#G#] / (x4)

Woo-[Z]ooo [Z] / [Z] / [Z]

Woo-[Z]ooo [Z] / [Z] / [Z]

I'm on [Z] fi-[Z]re [Z] yeah [Z]

Well I'm on [Z] fi-[Z]re [Z] yeah-ah [Z]

Peddle A-a-and it's **[A7]** hard to say, just how **[A7A F#F# GG G#G#]** some things never change

Peddle A-a-and it's **[A7]** hard to find, any **[A7A F#F# GG G#G#]** strength to draw the line, oh oh

[E7E G#G#] / [E7BB C#C#] / [E7DD C#C#] / [E7BB G#G#] / (x2)

[E7] I'm just burnin' doin' the Neutron Dance **[E7]** uh huh huh

[E7] I'm just burnin' doin' the Neutron Dance **[E7]**

Peddle **[E7]** I know there's a pot of gold for me **[E7E C#C# DD D#D#]**

Peddle **[E7]** All I got to do is just believe **[E7E C#C# DD D#D#]**

[E7E G#G#] / [E7BB C#C#] / [E7DD C#C#] / [E7BB G#G#] / (x12)

Oh I'm so **[E7]** happy, doin' the Neutron Dance **[E7]**

And I'm just **[E7]** burnin', doin' the Neutron Dance **[E7]**

I'm so **[E7]** happy **[E7]** doin' the Neutron **[E7]** Dance **[E7]**

(it's in my hands)

I'm just **[E7]** burnin' **[E7]** doin' the Neutron **[E7]** Dance **[E7]**

(it's in my feet)

Oh I'm so **[E7]** happy, doin' the Neutron Dance **[E7]**

And I'm just **[E7]** burnin', doin' the Neutron Dance **[E7]**

Woo-**[E7]**ooo **(oo-oo-oo-[E7]oo)** Woo-**[E7]**ooo **(oo-oo-oo-[E7]oo)**

I'm so **[E7]** happy **(it's in my [E7] hands)**

I'm just **[E7]** burnin' **(it's in my [E7] feet)**

I'm so **[E7]** happy **(it's all over [E7] me)**

I'm just **[E7]** burnin' **(I can't [E7] help myself)**

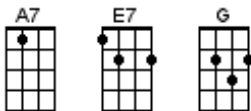
I'm so **[E7]** happy **(yeah [E7] yeah)**

I'm just **[E7]** burnin' **(oh [E7] yeah)**

I'm so **[E7]** happy **(oh [E7] yeah)**

I'm just **[E7]** burnin' **(I'm just [E7] burnin')**

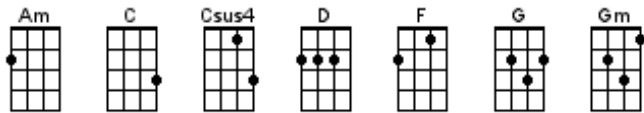
I'm so **[E7]** happy **[E7]** I'm just **[E7]** burnin' **[E7]** / **[E7]**↓



Norwegian Wood (This Bird Has Flown)

Lennon-McCartney 1965 (The Beatles)

UBass



6/8 TIME means / 1 2 3 4 5 6 / or
/ 1 2 /

INTRO: / 1 2 / 1 2 /

G	G	G	F↓	C↓	G
G -7-----9-7-5- -4-----2-5-4- -----5- -----					
D ----- ----- 5-----3---2- -0-----					
1 2 3 4 5 6 1 2 3 4 5 6 1 2 3 4 5 6 1 2 3 4 5 6					

G	G	G	F↓	C↓	G
G -7-----9-7-5- -4-----2-5-4- -----5- -----					
D ----- ----- 5-----3---2- -0-----					
1 2 3 4 5 6 1 2 3 4 5 6 1 2 3 4 5 6 1 2 3 4 5 6					

[G'] I once had a girl, or should I say **[F']**↓ she once **[C]↓** had **[G,]** me
[G'] She showed me her room
 Isn't it **[G']** good **[F']**↓ Norwe-**[C]↓**gian **[G,]** wood

She **[Gm]** asked me to stay
 And she **[Gm]** told me to sit any-/ **[C]**where **[Csus4F]** / **[C]**
 So **[Gm]** I looked around and I noticed
 There wasn't a **[Am]** chair **[D]**

G	G
G -----	D -0-----0-2-4-
1 2 3 4 5 6	1 2 3 4 5 6

[G'] I sat on a rug, biding my time **[F']**↓ drinking **[C]↓** her **[G,]** wine
[G'] We talked until two
 And then she **[G']** said **[F']**↓ it's time **[C]↓** for **[G,]** bed

G	G	G	F↓	C↓	G
G -7-----9-7-5- -4-----2-5-4- -----5- -----					
D ----- ----- 5-----3---2- -0-----					
1 2 3 4 5 6 1 2 3 4 5 6 1 2 3 4 5 6 1 2 3 4 5 6					

G	G	G	F↓	C↓	G
G -7-----9-7-5- -4-----2-5-4- -----5- -----					
D ----- ----- 5-----3---2- -0-----					
1 2 3 4 5 6 1 2 3 4 5 6 1 2 3 4 5 6 1 2 3 4 5 6					

She **[Gm]** told me she worked in the morning
 And started to / **[C]** laugh **[Csus4F]** / **[C]**
 I **[Gm]** told her I didn't
 And **[Gm]** crawled off to sleep in the **[Am]** bath **[D]**

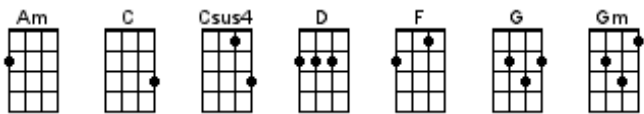
```

G |-----|
D | -0-----0-2-4- |
  | 1 2 3 4 5 6 |
  
```

[G'] And, when I awoke, I was alone **[F']**↓ this bird **[C]**↓ had **[G,]** flown
[G'] So, I lit a fire, isn't it good **[F']**↓ Norwe-**[C]**↓gian **[G,]** wood

```

      G              G              G      F↓  C↓  G↓
G | -7-----9-7-5- | -4-----2-5-4- | -----5--- | ----- |
D | ----- | ----- | 5-----3---2- | -0----- |
A | ----- | ----- | ----- | ----- |
E | ----- | ----- | ----- | -3----- |
  | 1 2 3 4 5 6 | 1 2 3 4 5 6 | 1 2 3 4 5 6 | 1 2 3 4 5 6 |
  
```



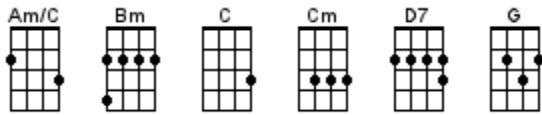
www.bytownukulele.ca

[BACK TO SONGLIST](#)

Nowhere Man

Lennon-McCartney 1965 (The Beatles)

UBass 2nd. position



< **SINGING NOTE: D** >

Kazoo
VL3
Finger cymbal

INTRO: / 1 2 3 4 /

[G]↓ He's a real [D7]↓ nowhere man

[C]↓ Sitting in his [G]↓ nowhere land

[Am/C] Making all his [Cm] nowhere plans for [G] nobody [GC'- B' G'- E]

G| -5-----4----- | ----
D| -----5---2- | -0--
| 1 + 2 + 3 + 4 + | 1 +

[G] Doesn't have a [D7] point of view

[C] Knows not where he's [G] going to

[Am/C] Isn't he a [Cm] bit like you and [GC'- B' G'- E] me [GD]

G| -5-----4----- | ----
D| -----5---2- | -0--
| 1 + 2 + 3 + 4 + | 1 +

Nowhere [BmD_{peddle}] man, please [C_{peddle}] listen

You don't [BmD_{peddle}] know what you're [C_{peddle}] missing

Nowhere [BmD_{peddle}] man, the [Am/C] wo-o-o-orld

G| -2-5-9-7p----- |
D| ----- |

Is at your command [D7]

G| -----4-2p----- |
D| -0-4----- |
| 1 + 2 + 3 + 4 + |

INSTRUMENTAL:

[G]	[D7]	[C]	[G]
G -----0--- -----7--- -5----- -----0---	D -----0--- -0---4---7--- -----5---2--- -----0---	A -----2--- -----3--- -----3--- -----2---	E -3----- ----- ----- -3-----
1 + 2 + 3 + 4 +	1 + 2 + 3 + 4 +	1 + 2 + 3 + 4 +	1 + 2 + 3 + 4 +

[Am/C]	[Cm]	[G]	[G] ↓ finger cymbal
G -2---5---9--- -----0--- -----0--- -----	D -----9--- -----1--- -----0--- -0---0---2---4--- -5	A ----- -3-----3--- -----2--- -----	E ----- ----- -3----- -----
1 + 2 + 3 + 4 +	1 + 2 + 3 + 4 +	1 + 2 + 3 + 4 +	1 + 2 + 3 + 4 +

[G] He's as blind as [D7] he can be

[C] Just sees what he [G] wants to see

[Am/C] Nowhere man can [Cm] you see me at [GC'- B' G'- E] all [G]↓

[G] [G]
G| -5-----4----- | ----
D| -----5---2- | -0--
| 1 + 2 + 3 + 4 + | 1 +

Nowhere [BmDpeddle] man, don't [Cpeddle] worry
 Take your [BmDpeddle] time, don't [Cpeddle] hurry
 Leave it [BmDpeddle] all, 'til [Am/C] somebody else

G | -2-5-9-7p----- |
 D | ----- |

Lends you a hand [D7]

G | -----4-2p----- |
 D | -0-4----- |

[G] Doesn't have a [D7] point of view
 [C] Knows not where he's [G] going to
 [Am/C] Isn't he a [Cm] bit like you and [GC'- B' G'- E] me [G]

G | -5-----4----- | ---
 D | -----5---2- | -0-
 | 1 + 2 + 3 + 4 + | 1 +

Nowhere [BmDpeddle] man, please [Cpeddle] listen
 You don't [BmDpeddle] know what you're [Cpeddle] missing
 Nowhere [BmDpeddle] man, the [Am/C] wo-o-o-orld

G | -2-5-9-7p----- |
 D | ----- |

Is at your command [D7]

G | -----4-2p----- |
 D | -0-4----- |

[G] He's a real [D7] nowhere man
 [C] Sitting in his [G] nowhere land
 [Am/C] Making all his [Cm] nowhere plans for [GC'- B' G'- E] nobody [GD]

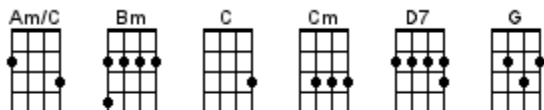
G | -5-----4----- | ---
 D | -----5---2- | -0--
 | 1 + 2 + 3 + 4 + | 1 +

[Am/C] Making all his [Cm] nowhere plans for [GC'- B' G'- E] nobody [GD]

G | -5-----4----- | ---
 D | -----5---2- | -0--
 | 1 + 2 + 3 + 4 + | 1 +

[Am/C] Making all his [Cm] nowhere plans for [GC'- B' G'- E] nobody [G]↓

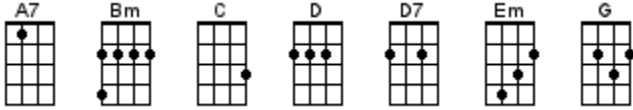
G | -5-----4----- | ---
 D | -----5---2- | ---
 A | ----- | ---
 E | ----- | -3--
 | 1 + 2 + 3 + 4 + | 1 +



Piano Man

Billy Joel 1973

TAB'd by Mark R for BUG



INTRO: / 1 2 3 / 1 2 3

UBass RIFF #1 OVER INTRO:

	[G]	[D]	[C]	[G]	[C]	[G]	[A7]	[D]		
G	-----	-----	-----	-----	-----	-----	-----	-----	-----	-----
D	-5-----	-4-----	-2-----	-0-----	-----	-----	-----	-----	-----	-----
A	-----	-----	-----	-----	-3-----	-2-----	-0-----	-5-----	-----	-----
E	-----	-----	-----	-----	-----	-----	-----	-----	-----	-----
	1 2 3	1 2 3	1 2 3	1 2 3	1 2 3	1 2 3	1 2 3	1 2 3	1 2 3	
	[G]	[D]	[C]	[G]	[C]	[D]	[G]	[C]	[G]	[C]
G	-----	-----	-----	-----	-----	-----	-----	-----	-----	-----
D	-5-----	-4-----	-2-----	-0-----	-----	-----	-----	-----	-----	-----
A	-----	-----	-----	-----	-3-----	-0-----	-----	-3-----	-----	-3-----
E	-----	-----	-----	-----	-----	-----	-3-----	-----	-3-----	-----

It's [G] nine o'clock on a [D] Saturday [G]
 [C] The regular [G] crowd shuffles [A7] in [D]
 There's an [G] old man [D] sitting [C] next to me [G]
 Making [C] love to his [D] tonic and [G] gin [C]/[G]/[C]

UBass RIFF #2

	[G]	[D]	[C]	[G]	[C]	[G]	[A7]	[D]		
G	-----	-----	-----	-----	-----	-----	-----	-----	-----	-----
D	-5-----	-4-----	-2-----	-0-----	-----	-----	-----	-----	-----	-----
A	-----	-----	-----	-----	-3-----	-2-----	-0-----	-5-----	-----	-----
E	-----	-----	-----	-----	-----	-----	-----	-----	-----	-----
	1 2 3	1 2 3	1 2 3	1 2 3	1 2 3	1 2 3	1 2 3	1 2 3	1 2 3	
2 nd .line	[G]	[D]	[C]	[G]	[C]	[D]	[G]	[G]		
G	-----	-----	-----	-----	-----	-----	-----	-----	-----	-----
D	-5-----	-4-----	-2-----	-0-----	-----	-----	-----	-----	-----	-----
A	-----	-----	-----	-----	-3-----	-0-----	-----	-----	-----	-----
E	-----	-----	-----	-----	-----	-----	-3-----	-3-----	-----	-----
3 rd .line	[G]	[D]	[C]	[G]	[C]	[D]	[G]	[G]	[C]	[C]
G	-----	-----	-----	-----	-----	-----	-----	-----	-----	-----
D	-5-----	-4-----	-2-----	-0-----	-----	-----	-----	-----	-----	-----
A	-----	-----	-----	-----	-3-----	-0-----	-----	-----	-3-3-3-	-3-3-3-
E	-----	-----	-----	-----	-----	-----	-3-----	-3-3-3-	-----	-----

It's [G] nine o'clock on a [D] Saturday [G]
 [C] The regular [G] crowd shuffles [A7] in [D]
 There's an [G] old man [D] sitting [C] next to me [G]
 Making [C] love to his [D] tonic and [G] gin [G]
 There's an [G] old man [D] sitting [C] next to me [G]
 Making [C] love to his [D] tonic and [G] gin [G]/[C]/[C]

UBass RIFF #3:

	[G]	[D]	[C]	[G]	[C]	[G]	[A7]	[D]	
G	-----	-----	-----	-----	-----	-----	-----	-----	-----
D	-5-----	-4-----	-2-----	-0-----	-----	-----	-----	-----	-----
A	-----	-----	-----	-----	-3-----	-2-----	-0-----	-5-----	-----
E	-----	-----	-----	-----	-----	-----	-----	-----	-----
	1 2 3	1 2 3	1 2 3	1 2 3	1 2 3	1 2 3	1 2 3	1 2 3	1 2 3
	[G]	[D]	[C]	[G]	[C]	[D]	[G]	[G]	
G	-----	-----	-----	-----	-----	-----	-----	-----	-----
D	-5-----	-4-----	-2-----	-0-----	-----	-----	-----	-----	-----
A	-----	-----	-----	-----	-3-----	-0-----	-----	-----	-----
E	-----	-----	-----	-----	-----	-----	-3-----	-3-----	-----

He says, [G] "Son can you [D] play me a [C] memory [G]
 I'm [C] not really [G] sure how it [A7] goes [D]
 But it's [G] sad and it's [D] sweet and I [C] knew it complete [G]
 When [C] I wore a [D] younger man's [G] clothes" [G]

BRIDGE: UBass RIFF #4

	[Em]	[Em]	[A7]	[A7]				
G	-----	-----	-----	-----				
D	-2-----	-0-----	-----	-----				
A	-----	-----	-4-----	-0-----				
E	-----	-----	-----	-----				
	1 2 3	1 2 3	1 2 3	1 2 3	1 2 3	1 2 3	1 2 3	1 2 3
	[Em]	[Em]	[A7]	[A7]	[D]	[C]	[Bm]	[D]
G	-----	-----	-----	-----	-----	-----	-----	-----
D	-2-----	-0-----	-----	-----	-----	-----	-----	-----
A	-----	-----	-0-----	-0-----	-5-----	-3-----	-2-----	-5-----
E	-----	-----	-----	-----	-----	-----	-----	-----

[Em] La, la-[Em]la, di-di [A7] da-a [A7]
 [Em] La-[Em]la di-di [A7] da [A7] da [D] dum [C]/[Bm]/[D7]/

CHORUS: UBass RIFF #2

	[G]	[D]	[C]	[G]	[C]	[G]	[A7]	[D]		
G	-----	-----	-----	-----	-----	-----	-----	-----	-----	
D	-5-----	-4-----	-2-----	-0-----	-----	-----	-----	-----	-----	
A	-----	-----	-----	-----	-3-----	-2-----	-0-----	-5-----	-----	
E	-----	-----	-----	-----	-----	-----	-----	-----	-----	
	1 2 3	1 2 3	1 2 3	1 2 3	1 2 3	1 2 3	1 2 3	1 2 3	1 2 3	
	[G]	[D]	[C]	[G]	[C]	[D]	[G]	[G]		
G	-----	-----	-----	-----	-----	-----	-----	-----	-----	
D	-5-----	-4-----	-2-----	-0-----	-----	-----	-----	-----	-----	
A	-----	-----	-----	-----	-3-----	-0-----	-----	-----	-----	
E	-----	-----	-----	-----	-----	-----	-3-----	-3-----	-----	
	[G]	[D]	[C]	[G]	[C]	[D]	[G]	[G]	[C]	[C]
G	-----	-----	-----	-----	-----	-----	-----	-----	-----	-----
D	-5-----	-4-----	-2-----	-0-----	-----	-----	-----	-----	-----	-----
A	-----	-----	-----	-----	-3-----	-0-----	-----	-----	-3-3-3-	-3-3-3-
E	-----	-----	-----	-----	-----	-----	-3-----	-3-3-3-	-----	-----

[G] Sing us a [D] song, you're the [C] piano man [G]
 [C] Sing us a [G] song to-[A7]night [D]
 Well, we're [G] all in the [D] mood for a [C] melody [G]
 And [C] you've got us [D] feeling all [G] right [G]
 Well, we're [G] all in the [D] mood for a [C] melody [G]
 And [C] you've got us [D] feeling all [G] right [G]/[C]/[C]

UBass RIFF #2a

	[G]	[D]	[C]	[G]	[C]	[G]	[A7]	[D]		
G	-----	-----	-----	-----	-----	-----	-----	-----	-----	-----
D	-5-----	-4-----	-2-----	-0-----	-----	-----	-----	-----	-----	-----
A	-----	-----	-----	-----	-3-----	-2-----	-0-----	-5-----	-----	-----
E	-----	-----	-----	-----	-----	-----	-----	-----	-----	-----
	1 2 3	1 2 3	1 2 3	1 2 3	1 2 3	1 2 3	1 2 3	1 2 3	1 2 3	1 2 3
	[G]	[D]	[C]	[G]	[C]	[D]	[G]	[G]	[C]	[C]
G	-----	-----	-----	-----	-----	-----	-----	-----	-----	-----
D	-5-----	-4-----	-2-----	-0-----	-----	-----	-----	-----	-----	-----
A	-----	-----	-----	-----	-3-----	-0-----	-----	-----	-3-----	-3-----
E	-----	-----	-----	-----	-----	-----	-3-----	-3-----	-----	-----

Now [G] John at the [D] bar is a [C] friend of mine [G]
 He [C] gets me my [G] drinks for free [A7] / [D]
 And he's [G] quick with a [D] joke or to [C] light up your [G] smoke
 But there's [C] someplace that [D] he'd rather [G] be [G]/[C]/[C]

UBass RIFF #3

	[G]	[D]	[C]	[G]	[C]	[G]	[A7]	[D]	
G	-----	-----	-----	-----	-----	-----	-----	-----	-----
D	-5-----	-4-----	-2-----	-0-----	-----	-----	-----	-----	-----
A	-----	-----	-----	-----	-3-----	-2-----	-0-----	-5-----	-----
E	-----	-----	-----	-----	-----	-----	-----	-----	-----
	1 2 3	1 2 3	1 2 3	1 2 3	1 2 3	1 2 3	1 2 3	1 2 3	1 2 3
	[G]	[D]	[C]	[G]	[C]	[D]	[G]	[G]	
G	-----	-----	-----	-----	-----	-----	-----	-----	-----
D	-5-----	-4-----	-2-----	-0-----	-----	-----	-----	-----	-----
A	-----	-----	-----	-----	-3-----	-0-----	-----	-----	-----
E	-----	-----	-----	-----	-----	-----	-3-----	-3-----	-----
	1 2 3	1 2 3	1 2 3	1 2 3	1 2 3	1 2 3	1 2 3	1 2 3	1 2 3

He says [G] "Bill, I be-[D]lieve this is [C] killing me"[G]
 As the [C] smile ran a-[G]way from his [A7] face [D]
 "Well I'm [G] sure that I [D] could be a [C] movie star [G]
 If [C] I could get [D] out of this [G] place"[G]

BRIDGE: UBass RIFF #4

	[Em]	[Em]	[A7]	[A7]				
G	-----	-----	-----	-----	-----	-----	-----	
D	-2-----	-0-----	-----	-----	-----	-----	-----	
A	-----	-----	-4-----	-0-----	-----	-----	-----	
E	-----	-----	-----	-----	-----	-----	-----	
	1 2 3	1 2 3	1 2 3	1 2 3	1 2 3	1 2 3	1 2 3	
	[Em]	[Em]	[A7]	[A7]	[D]	[C]	[Bm]	[D]
G	-----	-----	-----	-----	-----	-----	-----	-----
D	-2-----	-0-----	-----	-----	-----	-----	-----	-----
A	-----	-----	-0-----	-0-----	-5-----	-3-----	-2-----	-5-----
E	-----	-----	-----	-----	-----	-----	-----	-----
	1 2 3	1 2 3	1 2 3	1 2 3	1 2 3	1 2 3	1 2 3	1 2 3

Oh [Em] la, la-[Em]la, di-di [A7] da-a [A7]
 [Em] La-[Em]la di-di [A7] da [A7] da [D] dum [C]/[Bm]/[D7]/

UBass RIFF #2

	[G]	[D]	[C]	[G]	[C]	[G]	[A7]	[D]		
G	-----	-----	-----	-----	-----	-----	-----	-----	-----	-----
D	-5-----	-4-----	-2-----	-0-----	-----	-----	-----	-----	-----	-----
A	-----	-----	-----	-----	-3-----	-2-----	-0-----	-5-----	-----	-----
E	-----	-----	-----	-----	-----	-----	-----	-----	-----	-----
	1 2 3	1 2 3	1 2 3	1 2 3	1 2 3	1 2 3	1 2 3	1 2 3	1 2 3	1 2 3
	[G]	[D]	[C]	[G]	[C]	[D]	[G]	[G]		
G	-----	-----	-----	-----	-----	-----	-----	-----	-----	-----
D	-5-----	-4-----	-2-----	-0-----	-----	-----	-----	-----	-----	-----
A	-----	-----	-----	-----	-3-----	-0-----	-----	-----	-----	-----
E	-----	-----	-----	-----	-----	-----	-3-----	-3-----	-----	-----
	1 2 3	1 2 3	1 2 3	1 2 3	1 2 3	1 2 3	1 2 3	1 2 3	1 2 3	1 2 3
	[G]	[D]	[C]	[G]	[C]	[D]	[G]	[G]	[C]	[C]
G	-----	-----	-----	-----	-----	-----	-----	-----	-----	-----
D	-5-----	-4-----	-2-----	-0-----	-----	-----	-----	-----	-----	-----
A	-----	-----	-----	-----	-3-----	-0-----	-----	-----	-3-3-3-	-3-3-3-
E	-----	-----	-----	-----	-----	-----	-3-----	-3-3-3-	-----	-----

Now [G] Paul is a [D] real estate [C] novelist [G]
 Who [C] never had time [G] for a [A7] wife [D]
 And he's [G] talking with [D] Davey who's [C] still in the [G] Navy
 And [C] probably [D] will be for [G] life [G]
 And he's [G] talking with [D] Davey who's [C] still in the [G] Navy
 And [C] probably [D] will be for [G] life [G]/[C]/[C]

UBass RIFF #3

	[G]	[D]	[C]	[G]	[C]	[G]	[A7]	[D]		
G	-----	-----	-----	-----	-----	-----	-----	-----	-----	-----
D	-5-----	-4-----	-2-----	-0-----	-----	-----	-----	-----	-----	-----
A	-----	-----	-----	-----	-3-----	-2-----	-0-----	-5-----	-----	-----
E	-----	-----	-----	-----	-----	-----	-----	-----	-----	-----
	1 2 3	1 2 3	1 2 3	1 2 3	1 2 3	1 2 3	1 2 3	1 2 3	1 2 3	1 2 3
	[G]	[D]	[C]	[G]	[C]	[D]	[G]	[G]		
G	-----	-----	-----	-----	-----	-----	-----	-----	-----	-----
D	-5-----	-4-----	-2-----	-0-----	-----	-----	-----	-----	-----	-----
A	-----	-----	-----	-----	-3-----	-0-----	-----	-----	-----	-----
E	-----	-----	-----	-----	-----	-----	-3-----	-3-----	-----	-----
	1 2 3	1 2 3	1 2 3	1 2 3	1 2 3	1 2 3	1 2 3	1 2 3	1 2 3	1 2 3

And the [G] waitress is [D] practicing [C] politics [G]
 As the [C] businessmen [G] slowly gets [A7] stoned [D]
 Yes they're [G] sharing a [D] drink they call [C] loneliness [G]
 But it's [C] better than [D] drinking a-[G]lone [G]

INSTRUMENTAL BRIDGE: UBass RIFF #4

	[Em]	[Em]	[A7]	[A7]				
G	-----	-----	-----	-----	-----	-----	-----	-----
D	-2-----	-0-----	-----	-----	-----	-----	-----	-----
A	-----	-----	-4-----	-0-----	-----	-----	-----	-----
E	-----	-----	-----	-----	-----	-----	-----	-----
	1 2 3	1 2 3	1 2 3	1 2 3	1 2 3	1 2 3	1 2 3	1 2 3
	[Em]	[Em]	[A7]	[A7]	[D]	[C]	[Bm]	[D]
G	-----	-----	-----	-----	-----	-----	-----	-----
D	-2-----	-0-----	-----	-----	-----	-----	-----	-----
A	-----	-----	-0-----	-0-----	-5-----	-3-----	-2-----	-5-----
E	-----	-----	-----	-----	-----	-----	-----	-----
	1 2 3	1 2 3	1 2 3	1 2 3	1 2 3	1 2 3	1 2 3	1 2 3

Oh [Em] la, la-[Em] la, di-di [A7] da-a [A7]
 [Em] La-[Em] la di-di [A7] da [A7] da [D] dum [C]/[Bm]/[D7]/

CHORUS: UBass RIFF #2

	[G]	[D]	[C]	[G]	[C]	[G]	[A7]	[D]		
G	-----	-----	-----	-----	-----	-----	-----	-----	-----	-----
D	-5-----	-4-----	-2-----	-0-----	-----	-----	-----	-----	-----	-----
A	-----	-----	-----	-----	-3-----	-2-----	-0-----	-5-----	-----	-----
E	-----	-----	-----	-----	-----	-----	-----	-----	-----	-----
	1 2 3	1 2 3	1 2 3	1 2 3	1 2 3	1 2 3	1 2 3	1 2 3	1 2 3	1 2 3
	[G]	[D]	[C]	[G]	[C]	[D]	[G]	[G]		
G	-----	-----	-----	-----	-----	-----	-----	-----	-----	-----
D	-5-----	-4-----	-2-----	-0-----	-----	-----	-----	-----	-----	-----
A	-----	-----	-----	-----	-3-----	-0-----	-----	-----	-----	-----
E	-----	-----	-----	-----	-----	-----	-3-----	-3-----	-----	-----
	1 2 3	1 2 3	1 2 3	1 2 3	1 2 3	1 2 3	1 2 3	1 2 3	1 2 3	1 2 3
	[G]	[D]	[C]	[G]	[C]	[D]	[G]	[G]	[C]	[C]
G	-----	-----	-----	-----	-----	-----	-----	-----	-----	-----
D	-5-----	-4-----	-2-----	-0-----	-----	-----	-----	-----	-----	-----
A	-----	-----	-----	-----	-3-----	-0-----	-----	-----	-3-----	-3-----
E	-----	-----	-----	-----	-----	-----	-3-----	-3-----	-----	-----

[G] Sing us a [D] song, you're the [C] piano man [G]
[C] Sing us a [G] song to-[A7]night [D]
Well, we're [G] all in the [D] mood for a [C] melody [G]
And [C] you've got us [D] feeling all [G] right [G]
Well, we're [G] all in the [D] mood for a [C] melody [G]
And [C] you've got us [D] feeling all [G] right [G]/[C]/[C]

UBass RIFF #2a

	[G]	[D]	[C]	[G]	[C]	[G]	[A7]	[D]		
G	-----	-----	-----	-----	-----	-----	-----	-----	-----	-----
D	-5-----	-4-----	-2-----	-0-----	-----	-----	-----	-----	-----	-----
A	-----	-----	-----	-----	-3-----	-2-----	-0-----	-5-----	-----	-----
E	-----	-----	-----	-----	-----	-----	-----	-----	-----	-----
	1 2 3	1 2 3	1 2 3	1 2 3	1 2 3	1 2 3	1 2 3	1 2 3	1 2 3	1 2 3
	[G]	[D]	[C]	[G]	[C]	[D]	[G]	[G]	[C]	[C]
G	-----	-----	-----	-----	-----	-----	-----	-----	-----	-----
D	-5-----	-4-----	-2-----	-0-----	-----	-----	-----	-----	-----	-----
A	-----	-----	-----	-----	-3-----	-0-----	-----	-----	-3-----	-3-----
E	-----	-----	-----	-----	-----	-----	-3-----	-3-----	-----	-----

It's a [G] pretty good [D] crowd for a [C] Saturday [G]
And the [C] manager [G] gives me a [A7] smile [D]
'Cause he [G] knows that it's [D] me they've been [C] coming to [G] see
To for-[C]get about [D] life for a-[G]while [G]/[C]/[C]

UBass RIFF #3

	[G]	[D]	[C]	[G]	[C]	[G]	[A7]	[D]		
G	-----	-----	-----	-----	-----	-----	-----	-----	-----	-----
D	-5-----	-4-----	-2-----	-0-----	-----	-----	-----	-----	-----	-----
A	-----	-----	-----	-----	-3-----	-2-----	-0-----	-5-----	-----	-----
E	-----	-----	-----	-----	-----	-----	-----	-----	-----	-----
	1 2 3	1 2 3	1 2 3	1 2 3	1 2 3	1 2 3	1 2 3	1 2 3	1 2 3	1 2 3
	[G]	[D]	[C]	[G]	[C]	[D]	[G]	[G]		
G	-----	-----	-----	-----	-----	-----	-----	-----	-----	-----
D	-5-----	-4-----	-2-----	-0-----	-----	-----	-----	-----	-----	-----
A	-----	-----	-----	-----	-3-----	-0-----	-----	-----	-----	-----
E	-----	-----	-----	-----	-----	-----	-3-----	-3-----	-----	-----
	1 2 3	1 2 3	1 2 3	1 2 3	1 2 3	1 2 3	1 2 3	1 2 3	1 2 3	1 2 3

And the [G] piano it [D] sounds like a [C] carnival [G]
And the [C] microphone [G] smells like a [A7] beer [D]

And they [G] sit at the bar [D] and put [C] bread in my [G] jar
 And say [C] "Man, what are [D] you doing [G] here" [G]

BRIDGE: UBass RIFF #4

[Em] [Em] [A7] [A7]

G|-----|-----|-----|-----|
 D|-2-----|-0-----|-----|-----|
 A|-----|-----|-4-----|-0-----|
 E|-----|-----|-----|-----|

| 1 2 3 | 1 2 3 | 1 2 3 | 1 2 3 |
 [Em] [Em] [A7] [A7] [D] [C] [Bm] [D]

G|-----|-----|-----|-----|-----|-----|-----|-----|
 D|-2-----|-0-----|-----|-----|-----|-----|-----|-----|
 A|-----|-----|-0-----|-0-----|-5-----|-3-----|-2-----|-5-----|
 E|-----|-----|-----|-----|-----|-----|-----|-----|

| 1 2 3 | 1 2 3 | 1 2 3 | 1 2 3 | 1 2 3 | 1 2 3 | 1 2 3 | 1 2 3 |

Oh [Em] la, la-[Em]la, di-di [A7] da-a [A7]
 [Em] La-[Em]la di-di [A7] da [A7] da [D] dum [C]/[Bm]/[D7]/

CHORUS: UBass RIFF #2c OUTRO

[G] [D] [C] [G] [C] [G] [A7] [D]

G|-----|-----|-----|-----|-----|-----|-----|-----|
 D|-5-----|-4-----|-2-----|-0-----|-----|-----|-----|-----|
 A|-----|-----|-----|-----|-3-----|-2-----|-0-----|-5-----|
 E|-----|-----|-----|-----|-----|-----|-----|-----|

| 1 2 3 | 1 2 3 | 1 2 3 | 1 2 3 | 1 2 3 | 1 2 3 | 1 2 3 | 1 2 3 |
 [G] [D] [C] [G] [C] [D] [G] [G]

G|-----|-----|-----|-----|-----|-----|-----|-----|
 D|-5-----|-4-----|-2-----|-0-----|-----|-----|-----|-----|
 A|-----|-----|-----|-----|-3-----|-0-----|-----|-----|
 E|-----|-----|-----|-----|-----|-----|-3-----|-3-----|

| 1 2 3 | 1 2 3 | 1 2 3 | 1 2 3 | 1 2 3 | 1 2 3 | 1 2 3 | 1 2 3 |
 [G] [D] [C] [G] [C] [D] [G] [C] [D] [C]

G|-----|-----|-----|-----|-----|-----|-----|-----|
 D|-5-----|-4-----|-2-----|-0-----|-----|-----|-----|-----|
 A|-----|-----|-----|-----|-3-----|-0-----|-----|-3-----|-5-----|-3-2-0-|
 E|-----|-----|-----|-----|-----|-----|-3-----|-3-----|-----|

[G] [C] [D] [C] ~[G]~ [G]↓

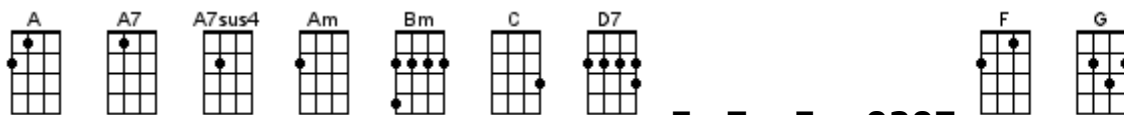
G|-----|-----|-----|-----|-----|-----|
 D|-----|-----|-----|-----|-----|-----|
 A|-----|-3-----|-5-----|-3-2-0-|-----|-----|
 E|-3-----|-----|-----|-----|-3-----|-3-----|

| 1 2 3 | 1 2 3 | 1 2 3 | 1 2 3 | 1 2 3 | 1 2 3 |

[G] Sing us a [D] song, you're the [C] piano man [G]
 [C] Sing us a [G] song to-[A7]night [D]
 Well, we're [G] all in the [D] mood for a [C] melody [G]
 And [C] you've got us [D] feeling all [G] right [G]
 Well, we're [G] all in the [D] mood for a [C] melody [G]
 And [C] you've got us [DA] feeling all [G] right [C] / [D] / [C B A]
 [G] / [C] / [D] / [C B A] / ~[G]~ / [G]↓

Psycho Killer

David Byrne, Chris Frantz, Tina Weymouth 1974 (recorded by Talking Heads 1977) **UBass**



Em7no5 = 0207

INTRO: / 1 2 3 4 /

Riff #1 x5

A |-----|-----|-----|-----|
 E | -5---5---5---5--- | -5---5---5-0-3--- | -5---5---5---5--- | -5---5---5-0-3--- |
 | 1 + 2 + 3 + 4 + | 1 + 2 + 3 + 4 + | 1 + 2 + 3 + 4 + | 1 + 2 + 3 + 4 + |

Uke

[A7sus4]↓ |-----|-----|-----|-----| [Em7no5]↓ |-----|-----|-----|-----|
 A | -0---0---0---0--- | -0---0---0---0--- | -0---0---0---0--- | -0---0---0---0--- |
 E |-----|-----|-----|-----| 0-3---|-----|-----|-----| 0-3---|-----|
1 + 2 + 3 + 4 +	1 + 2 + 3 + 4 +	1 + 2 + 3 + 4 +	1 + 2 + 3 + 4 +
[A7]	[A7] [D7]↓	[A7]	[A7] [D7]↓
1 + 2 + 3 + 4 +	1 + 2 + 3 + 4 +	1 + 2 + 3 + 4 +	1 + 2 + 3 + 4 +

[A7] I can't seem to face [A7] up to the facts [G]↓
 [A7] I'm tense and nervous and I [A7] can't relax [G]↓
 [A7] I can't sleep cause my [A7] bed's on fire [G]↓
 [A7] Don't touch me I'm a [A7] real live wire [G]↓

CHORUS:

Riff #2 x2

[F] [G] [Am] [Am]
 G |-----|-----|-----|-----|
 D | -3-----3----- | -5-----5----- |-----|-----|
 A |-----5-3-----5-3- |-----7-5----- | -0---0---0---0--- | -0---0---0---0--- |
 E |-----|-----|-----|-----| 3-----3----- |-----3-----3----- |
 | 1 + 2 + 3 + 4 + | 1 + 2 + 3 + 4 + | 1 + 2 + 3 + 4 + | 1 + 2 + 3 + 4 + |
 [F] [G] [C] [C]
 G |-----|-----|-----|-----|
 D | -3-----3----- | -5-----5----- |-----|-----|
 A |-----5-3-----5-3- |-----7-5----- | -3---3-2-3---3-2- | -3---3-2-3---2-3- |
 E |-----|-----|-----|-----|
 | 1 + 2 + 3 + 4 + | 1 + 2 + 3 + 4 + | 1 + 2 + 3 + 4 + | 1 + 2 + 3 + 4 + |

Riff #2a x1

[F] [G]
 G |-----|-----|
 D | -3-----3----- | -5-----5----- |
 A |-----5-3-----5-3- |-----7-5-----7-5- |
 E |-----|-----|
 | 1 + 2 + 3 + 4 + | 1 + 2 + 3 + 4 + |

[F] Psycho killer [G] qu'est-ce que c'est
 [Am]↓ Fa-[Z]fa-fa-faa, fa-fa [Z] fa-fa-faa [Z] far better
 [F] Run run run run [G] run run run a-[C]way [C] oh, oh, oh
 [F] Psycho killer [G] qu'est-ce que c'est
 [Am]↓ Fa-[Z]fa-fa-faa, fa-fa [Z] fa-fa-faa [Z] far better
 [F] Run run run run [G] run run run a-[C]way [C] oh, oh, oh
 [F] Oooooohhh [G] ay-ay-ay-ay, ay

Riff #1 x3

```

A|-----|-----|-----|-----|
E|-5---5---5---5---| -5---5---5-0-3---| -5---5---5---5---| -5---5---5-0-3---|
  | 1 + 2 + 3 + 4 + | 1 + 2 + 3 + 4 + | 1 + 2 + 3 + 4 + | 1 + 2 + 3 + 4 + |

|[A7]          |[A7]  [D7]↓  |[A7]          |[A7]  [D7]↓  |
| 1 + 2 + 3 + 4 + | 1 + 2 + 3 + 4 + | 1 + 2 + 3 + 4 + | 1 + 2 + 3 + 4 + |

```

[A7] You start a conversation [A7] you can't even finish it [G]↓
[A7] You're talking a lot, but [A7] you're not saying anything [G]↓
[A7] When I have nothing to say [A7] my lips are sealed [G]↓
[A7] Say something once [A7] why say it again? [G]↓

CHORUS:

Riff #2 x2

```

[F]          [G]          [Am]          [Am]
G|-----|-----|-----|-----|
D|-3-----3-----| -5-----5-----|-----|-----|
A|-----5-3-----5-3-|-----7-5-----| -0---0---0---0---| -0---0---0---0---|
E|-----|-----|-----|-----|
  | 1 + 2 + 3 + 4 + | 1 + 2 + 3 + 4 + | 1 + 2 + 3 + 4 + | 1 + 2 + 3 + 4 + |

[F]          [G]          [C]          [C]
G|-----|-----|-----|-----|
D|-3-----3-----| -5-----5-----|-----|-----|
A|-----5-3-----5-3-|-----7-5-----| -3---3-2-3---3-2-| -3---3-2-3---2-3-|
E|-----|-----|-----|-----|
  | 1 + 2 + 3 + 4 + | 1 + 2 + 3 + 4 + | 1 + 2 + 3 + 4 + | 1 + 2 + 3 + 4 + |

```

Riff #2a x1

```

[F]          [G]
G|-----|-----|
D|-3-----3-----| -5-----5-----|
A|-----5-3-----5-3-|-----7-5-----7-5-|
E|-----|-----|
  | 1 + 2 + 3 + 4 + | 1 + 2 + 3 + 4 + |

```

[F] Psycho killer [G] qu'est-ce que c'est
[Am]↓ Fa-[Z]fa-fa-faa, fa-fa [Z] fa-fa-faa far better
[F] Run run run run [G] run run run a-[C]way [C] oh, oh, oh
[F] Psycho killer [G] qu'est-ce que c'est
[Am]↓ Fa-[Z]fa-fa-faa, fa-fa [Z] fa-fa-faa far better
[F] Run run run run [G] run run run a-[C]way [C] oh, oh, oh
[F] Ooooohhh [G] ay-ay-ay-ay, ay

BRIDGE:

Riff#3 x2

```

[Bm]          [Bm]          [G]          [G]
G|-----|-----|-----|-----|
D|-4---2---0-----|-----| -5---4---2---0---| -5---4---2---0---|
A|-----4---| -2---0---2---4---|-----5---|-----5---|
E|-----|-----|-----|-----|
  | 1 + 2 + 3 + 4 + | 1 + 2 + 3 + 4 + | 1 + 2 + 3 + 4 + | 1 + 2 + 3 + 4 + |

```

[Bm] Ce que j'ai [Bm] fait, ce soir-[G]là [G]
[Bm] Ce qu'elle a [Bm] dit, ce soir-[G]là [G]

Riff #4 x1

[A]	[A]	[G]	[G]
G ----- ----- ----- -----	G ----- ----- ----- -----	G ----- ----- ----- -----	G ----- ----- ----- -----
D ----- ----- ----- -----	D ----- ----- ----- -----	D ----- ----- ----- -----	D ----- ----- ----- -----
A ----4-2-0----- ----4-2-0----- ----5-4-2-0----- ----5-4-2-0-----	A ----4-2-0----- ----4-2-0----- ----5-4-2-0----- ----5-4-2-0-----	A ----5-4-2-0----- ----5-4-2-0----- ----5-4-2-0----- ----5-4-2-0-----	A ----5-4-2-0----- ----5-4-2-0----- ----5-4-2-0----- ----5-4-2-0-----
E -----3----- -----3----- ----- -----	E -----3----- -----3----- ----- -----	E ----- ----- ----- -----	E ----- ----- ----- -----
1 + 2 + 3 + 4 +	1 + 2 + 3 + 4 +	1 + 2 + 3 + 4 +	1 + 2 + 3 + 4 +

[A] Réalisant [A] mon espoir
 [G] Je me lance [G] vers la gloire

Riff #1 x2

[A7]	[A7]	[G]	[A7]	[A7]	[G]
G ----- ----- ----- -----	G ----- ----- ----- -----	G ----- ----- ----- -----	G ----- ----- ----- -----	G ----- ----- ----- -----	G ----- ----- ----- -----
D ----- ----- ----- -----	D ----- ----- ----- -----	D ----- ----- ----- -----	D ----- ----- ----- -----	D ----- ----- ----- -----	D ----- ----- ----- -----
A ----- ----- ----- -----	A ----- ----- ----- -----	A ----- ----- ----- -----	A ----- ----- ----- -----	A ----- ----- ----- -----	A ----- ----- ----- -----
E -5---5---5---5--- -5---5---5-0-3--- -5---5---5---5--- -5---5---5-0-3---	E -5---5---5---5--- -5---5---5-0-3--- -5---5---5---5--- -5---5---5-0-3---	E -5---5---5---5--- -5---5---5---5--- -5---5---5---5--- -5---5---5-0-3---	E -5---5---5---5--- -5---5---5-0-3--- -5---5---5---5--- -5---5---5-0-3---	E -5---5---5---5--- -5---5---5-0-3--- -5---5---5---5--- -5---5---5-0-3---	E -5---5---5---5--- -5---5---5-0-3--- -5---5---5---5--- -5---5---5-0-3---
1 + 2 + 3 + 4 +	1 + 2 + 3 + 4 +	1 + 2 + 3 + 4 +	1 + 2 + 3 + 4 +	1 + 2 + 3 + 4 +	1 + 2 + 3 + 4 +

O-[A7]kay / [A7] [G]↓ /
 [A7] Yeah yeah yeah yeah yeah yeah yeah [A7] yeah yeah yeah yeah yeah [G]↓
 [A7] We are vain and [A7] we are blind [G]↓
 [A7] I hate people when they're [A7] not polite [G]↓

CHORUS:

Riff #2 x2

[F]	[G]	[Am]	[Am]
G ----- ----- ----- -----	G ----- ----- ----- -----	G ----- ----- ----- -----	G ----- ----- ----- -----
D -3-----3----- -5-----5----- ----- -----	D -3-----3----- -5-----5----- ----- -----	D ----- ----- ----- -----	D ----- ----- ----- -----
A ----5-3-----5-3- ----7-5----- -0---0---0---0--- -0---0---0---0---	A ----5-3-----5-3- ----7-5----- -0---0---0---0--- -0---0---0---0---	A ----0---0---0---0--- -0---0---0---0--- -0---0---0---0--- -0---0---0---0---	A ----0---0---0---0--- -0---0---0---0--- -0---0---0---0--- -0---0---0---0---
E ----- ----- ----- -----	E ----- ----- ----- -----	E -----3-----3----- -----3-----3-----	E -----3-----3----- -----3-----3-----
1 + 2 + 3 + 4 +	1 + 2 + 3 + 4 +	1 + 2 + 3 + 4 +	1 + 2 + 3 + 4 +
[F]	[G]	[C]	[C]
G ----- ----- ----- -----	G ----- ----- ----- -----	G ----- ----- ----- -----	G ----- ----- ----- -----
D -3-----3----- -5-----5----- ----- -----	D -3-----3----- -5-----5----- ----- -----	D ----- ----- ----- -----	D ----- ----- ----- -----
A ----5-3-----5-3- ----7-5----- -3---3-2-3---3-2- -3---3-2-3---2-3-	A ----5-3-----5-3- ----7-5----- -3---3-2-3---3-2- -3---3-2-3---2-3-	A ----3---3-2-3---3-2- -3---3-2-3---2-3- -3---3-2-3---2-3- -3---3-2-3---2-3-	A ----3---3-2-3---2-3- -3---3-2-3---2-3- -3---3-2-3---2-3- -3---3-2-3---2-3-
E ----- ----- ----- -----	E ----- ----- ----- -----	E ----- ----- ----- -----	E ----- ----- ----- -----
1 + 2 + 3 + 4 +	1 + 2 + 3 + 4 +	1 + 2 + 3 + 4 +	1 + 2 + 3 + 4 +

Riff #2a x1

[F]	[G]
G ----- -----	G ----- -----
D -3-----3----- -5-----5-----	D -3-----3----- -5-----5-----
A ----5-3-----5-3- ----7-5-----7-5-	A ----5-3-----5-3- ----7-5-----7-5-
E ----- -----	E ----- -----
1 + 2 + 3 + 4 +	1 + 2 + 3 + 4 +

[F] Psycho killer [G] qu'est-ce que c'est
 [Am]↓ Fa-[Z]fa-fa-faa, fa-fa [Z] fa-fa-faa far better
 [F] Run run run run [G] run run run a-[C]way [C] oh, oh-oh
 [F] Psycho killer [G] qu'est-ce que c'est
 [Am]↓ Fa-[Z]fa-fa-faa, fa-fa [Z] fa-fa-faa far better
 [F] Run run run run [G] run run run a-[C]way [C] oh, oh, oh
 [F] Ooooohhh [G] ay-ay-ay-ay, ay

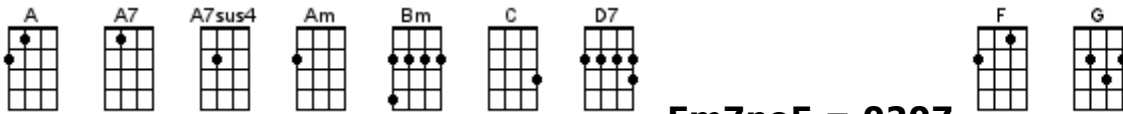
OUTRO:

Riff #5 x2 1st. all A's, 2nd. A,G & D's (Boss ME-50B, DRIVE: Distortion)

[Am]	[G]	[Am]	[Am]	[D7]	[Am]	[Am]	[G]	[Am]	[Am]	[D7]	[Am]
G ----- -----7-7----- -----7-7----- -----7-7-----	D -7-7-7-7-5-5-7-7- -7-7-7-7-7-7-7-7- -7-7-7-7-5-5-7-7- -7-7-7-7-7-7-7-7-	A -0---0---0---0--- -0---0---0---0--- -0---0---0---0--- -0---0---0---0--- -0	E ----- ----- ----- -----	1 + 2 + 3 + 4 +	1 + 2 + 3 + 4 +	1 + 2 + 3 + 4 +	1 + 2 + 3 + 4 +				

[Am] ↓↑↓↑ [G] ↓↑ [Am] ↓↑ / [Am] ↓↑↓↑ [D7] ↓↑ [Am] ↓↑ /
 1+2+ 3+ 4+ / 1+2+ 3+ 4+ /

[Am] ↓↑↓↑ [G] ↓↑ [Am] ↓↑ / [Am] ↓↑↓↑ [D7] ↓↑ [Am] ↓↑ /
 [Am] ↓↑↓↑ [G] ↓↑ [Am] ↓↑ / [Am] ↓↑↓↑ [D7] ↓↑ [Am] ↓↑ /
 [Am] ↓↑↓↑ [G] ↓↑ [Am] ↓↑ / [Am] ↓↑↓↑ [D7] ↓↑ [Am] ↓↑ / [Am] ↓



Em7no5 = 0207

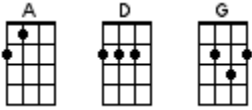
www.bytownukulele.ca

[BACK TO SONGLIST](#)

Purple People Eater

Sheb Wooley 1958

Kazoo



TYPICAL UBass

[D]	[A]	[D]
G ----- ----- ----- -----	G ----- ----- ----- -----	G ----- ----- ----- -----
D -0---4---7---4---	D -0---4---7---4---	D -0---4---7---4---
A ----- ----- ----- -----	A -0---4---7---4---	A ----- ----- ----- -----
E ----- ----- ----- -----	E ----- ----- ----- -----	E ----- ----- ----- -----
[D]	[G]	[A] ↓
G ----- ----- ----- -----	G ----- ----- ----- -----	G ----- ----- ----- -----
D -0---4---7---4---	D ----- ----- ----- -----	D ----- ----- ----- -----
A ----- ----- ----- -----	A -----2---5---2---	A -0--- ----- ----- -----
E ----- ----- ----- -----	E -3- ----- ----- -----	E ----- ----- ----- -----
1 + 2 + 3 + 4 +	1 + 2 + 3 + 4 +	1 + 2 + 3 + 4 +

INTRO: / 1 2 3 4 / [D] / [D]↓

Well I [D] saw the thing, comin' out of the sky
It had a [A] one long horn, and [D] one big eye (ooo!)
[D] I commenced to shakin' and I [G] said "ooo-eee"
It [A]↓ looks like a purple people eater to me!"

CHORUS:

It was a [D] one-eyed, one-horned, flyin' purple people eater
[A] (One-eyed, one-horned, flyin' purple people eater)
A [D] one-eyed, one-horned, flyin' purple people eater
[A] Sure looks strange to [D] me (one eye?)

Oh well he [D] came down to earth and he lit in a tree
I said [A] "Mr. Purple People Eater [D] don't eat me!"
I [D] heard him say in a [G]↓ voice [G]↓ so [G]↓ gruff
"I wouldn't eat you 'cause you're so tough."

CHORUS:

It was a [D] one-eyed, one-horned, flyin' purple people eater
[A] (One-eyed, one-horned, flyin' purple people eater)
[D] One-eyed, one-horned, flyin' purple people eater
[A] Sure looks strange to [D] me (one horn?)

I said [D] "Mr. Purple People Eater, what's your line?"
He said, "A-[A] eatin' purple people and it [D] sure is fine
But [D] that's not the reason that I [G]↓ came [G]↓ to [G]↓ land
I wanna get a job in a rock'n'roll band."

CHORUS:

Well [D] bless my soul, rock'n'roll, flyin' purple people eater
[A] Pigeon-toed, undergrewed, flyin' purple people eater
[D] (We wear short shorts) Friendly little people eater
[A] What a sight to [D] see (ooh!)

And then he [D] swung from the tree and he laid on the ground
And he [A] started to rock, a-really [D] rockin' around
It was a [D] crazy ditty with a [G]↓ swing-[G]↓in' [G]↓ tune
(Sing a-bop bop aloop-a-lop, a-loom bam boom)

CHORUS:

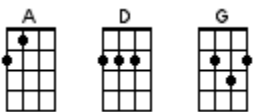
Well [D] bless my soul, rock'n'roll, flyin' purple people eater
[A] Pigeon-toed, undergrewed, flyin' purple people eater
[D] (I like short shorts) Flyin' purple people eater
[A] What a sight to [D] see (purple people?)

Well he [D] went on his way, and then what do you know
I [A] saw him last night on a [D] TV show
He was [D] blowin' it out, a-really [G] knockin' 'em dead
Playin' [A]↓ rock'n'roll music through the [D]↓ horn in his head

< ROCK'N'ROLL KAZOO >

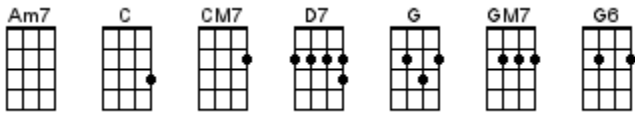
G	-----	-----	-----	-----
D	-----	-----	0---4---7---9---	7---9---7---4---
A	---2---5---7---	5---7---5---2---	-----	-----
E	3-----	-----	-----	-----
	1 + 2 + 3 + 4 +	1 + 2 + 3 + 4 +	1 + 2 + 3 + 4 +	1 + 2 + 3 + 4 +
G	-----	-----	-----	-----
D	-----	-----	0---4---7---9---	7---9---7---4---
A	---2---5---7---	5---7---5---2---	-----	-----
E	3-----	-----	-----	-----

[G B D E] / [D E D B] / [D F# A B] / [A B A F#] /
[G B D E] / [D E D B] / [D F# A B] / [A B A F#] / [D']↓ (Tequila!)



Que Sera Sera (Whatever Will Be, Will Be)

Jay Livingston, Ray Evans 1956



INTRO: / 1 2 3 / 1 2 3 / [G] / [GF#] / [GE] /

[D7] When I was [G'] just a [Gmaj7F#'] little [G6E'] girl
[Gmaj7F#'] I asked my [G'] mother [Gmaj7F#'] "What will I [D7] be? [D7E F#]
[A'm7] Will I be [D,7] pretty? [A'm7] Will I be [D'7] rich?
[A'm7] Here's what she [D,7] said to [G'] me [G,]↓

Que [C'] sera, se-[Cmaj7B']ra [A'm7]
What-[C']ever will [G'] be, will [Gmaj7F#'] be [G6E']
The [G'] future's not [D,7] ours to [D,7] see [A'm7]
Que se-[D,7]ra, se-[G']ra [G']
[D,7]↓ What will be, will [G'] be [GF#'] / [GE'] /

[D7] When I was [G'] just a [Gmaj7F#'] child in [G6E'] school
[Gmaj7F#'] I asked my [G'] teacher [Gmaj7F#'] "What should I [D7] try? [D7E F#]
[A'm7] Should I paint [D,7] pictures? [A'm7] Should I sing [D'7] songs?
[A'm7] This was her [D,7] wise re-[G']ply [G,]↓

Que [C'] sera, se-[Cmaj7B']ra [A'm7]
What-[C']ever will [G'] be, will [Gmaj7F#'] be [G6E']
The [G'] future's not [D,7] ours to [D,7] see [A'm7]
Que se-[D,7]ra, se-[G']ra [G']
[D,7]↓ What will be, will [G'] be [GF#'] / [GE'] /

[D7] When I grew [G'] up [Gmaj7F#'] and fell in [G6E'] love
[Gmaj7F#'] I asked my [G'] sweetheart [Gmaj7F#'] "What lies a-[D7]head? [D7E F#]
[A'm7] Will we have [D,7] rainbows [A,m7] day after [D'7] day?"
[A'm7] Here's what my [D,7] sweetheart [G'] said [G,]↓

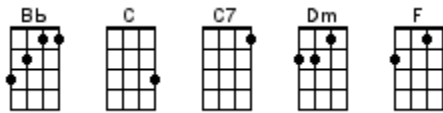
Que [C'] sera, se-[Cmaj7B']ra [A'm7]
What-[C']ever will [G'] be, will [Gmaj7F#'] be [G6E']
The [G'] future's not [D,7] ours to [D,7] see [A'm7]
Que se-[D,7]ra, se-[G']ra [G']
[D,7]↓ What will be, will [G'] be [GF#'] / [GE'] /

[D7] Now I have [G'] children [Gmaj7F#'] of my [G6E'] own
[Gmaj7F#'] They ask their [G'] mother [Gmaj7F#'] "What will I [D7] be? [D7E F#]
[A'm7] Will I be [D,7] handsome? [A'm7] Will I be [D'7] rich?"
[A'm7] I tell them [D,7] tender-[G]ly [G]↓

Que [C'] sera, se-[Cmaj7B']ra [A'm7]
What-[C']ever will [G'] be, will [Gmaj7F#'] be [G6E']
The [G'] future's not [D,7] ours to [D,7] see [A'm7]
Que se-[D,7]ra, se-[G']ra [G']
[D,7] What will be, will [G'] be [GF#'] / [GE'] /
[D,7]↓ Que sera, se-[G']ra [GF#'] / [G'] / [G,]↓

Red-Winged Blackbird (Key of F)

David Francey 1999



Riff #1

	[F]	[Bb] [F]	[Bb]	[C] [C7]	
G	-----2---	-3-----	-3-----	-5-----	
D	-3-----	-----3---	-----3---	-----2---	
A	-----	-----	-----	-----	
E	-----	-----	-----	-----	
	1 + 2 +	1 + 2 +	1 + 2 +	1 + 2 +	

	[F]	[Bb] [F]	[Bb]	[C7]	[F]	[F]
G	-----2---	-3-----	-3-----	-5---	-----	-----
D	-3-----	-----3---	-----	-----	-3-----	-3-----
A	-----	-----	-----	---3-	-----	-----
E	-----	-----	-----	-----	-----	-----
	1 + 2 +	1 + 2 +	1 + 2 +	1 +	1 + 2 +	1 + 2 +

Riff #2

	[Bb]	[C]	[Bb]	[C]	
G	-3-----	-5-----	-3-----	-5-----	
D	-----3---	-----5---	-----3---	-----5---	
A	-----	-----	-----	-----	
E	-----	-----	-----	-----	
	1 + 2 +	1 + 2 +	1 + 2 +	1 + 2 +	

	[Bb]	[C]	[Bb]	[C7]	[F]	[F]
G	-3-----	-5-----	-3-----	-5-----	-----	-----
D	-----3---	-----5---	-----3---	-----5---	-3-----	-3-----
A	-----	-----	-----	-----	-----3---	-----3---
E	-----	-----	-----	-----	-----	-----
	1 + 2 +	1 + 2 +	1 + 2 +	1 + 2 +	1 + 2 +	1 + 2 +

INSTRUMENTAL CHORUS: / 1 2 / 1 2 / [F] / [F] /

Riff #1

[F] Thought I heard a [Bb] Red-winged [F] Blackbird
 [Bb] Red-winged Blackbird [C] down my [C7] road
 [F] Thought I heard a [Bb] Red-winged [F] Blackbird
 [Bb] Red-winged Blackbird [C7] down my [F] road [F]

Riff #2

[Bb] / [C] / [Bb] / [C] /
 [Bb] / [C] / [Bb] / [C7] / [F] / [F] /

CHORUS: Riff #1

[F] Thought I heard a [Bb] Red-winged [F] Blackbird
 [Bb] Red-winged Blackbird [C] down my [C7] road
 [F] Thought I heard a [Bb] Red-winged [F] Blackbird
 [Bb] Red-winged Blackbird [C7] down my [F] road [F]

[F] He'll be there beside the river
When [F] winter finally breaks its [C7] bones
[F] He'll be king a-[Bb]mong the [Dm] rushes
[Bb] He'll be [F] master [C7] of his [F] home

CHORUS: Riff #1

[F] Thought I heard a [Bb] Red-winged [F] Blackbird
[Bb] Red-winged Blackbird [C] down my [C7] road
[F] Thought I heard a [Bb] Red-winged [F] Blackbird
[Bb] Red-winged Blackbird [C7] down my [F] road [F]

[F] Safe as Moses in the rushes
[F] Builds his home on the river [C7] wide
[F] Every time I [Bb] hear him [Dm] singing
[Bb] Makes me [F] feel like [C7] spring in-[F]side

CHORUS: Riff #1

[F] Thought I heard a [Bb] Red-winged [F] Blackbird
[Bb] Red-winged Blackbird [C] down my [C7] road
[F] Thought I heard a [Bb] Red-winged [F] Blackbird
[Bb] Red-winged Blackbird [C7] down my [F] road [F]

Riff #2

[Bb] / [C] / [Bb] / [C] /
[Bb] / [C] / [Bb] / [C7] / [F] / [F] /

[F] He'll be in there singing his heart out
[F] He'll be telling his stories [C7] true
Of [F] where he went to [Bb] winter [Dm] last year
Of [Bb] how he's [F] going [C7] back there [F] too

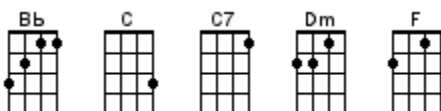
CHORUS: Riff #1

[F] Thought I heard a [Bb] Red-winged [F] Blackbird
[Bb] Red-winged Blackbird [C] down my [C7] road
[F] Thought I heard a [Bb] Red-winged [F] Blackbird
[Bb] Red-winged Blackbird [C7] down my [F] road

[F] Thought I heard a [Bb] Red-winged [F] Blackbird
[Bb] Red-winged Blackbird [C] down my [C7] road
[F] Thought I heard a [Bb] Red-winged [F] Blackbird
[Bb] Red-winged Blackbird [C7] down my [F] road [F]

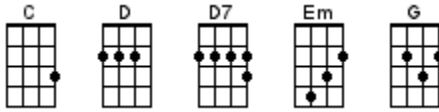
Riff #2

[Bb] / [C] / [Bb] / [C] /
[Bb] / [C] / [Bb] / [C7] / [F]↓



Red-Winged Blackbird (Key of G)

David Francey 1999



Riff #1

[G]	[C] [G]	[C]	[D] [D7]	
G -----4-----	-5-----	-5-----	-7-----	
D -5-----	-----5---	-----5---	-----4---	
A -----	-----	-----	-----	
E -----	-----	-----	-----	
1 + 2 +	1 + 2 +	1 + 2 +	1 + 2 +	

[G]	[C] [G]	[C]	[D7]	[G]	[G]
G -----4-----	-5-----	-5-----	-7-----	-----	-----
D -5-----	-----5---	-----5---	-----5---	-----5---	-----5---
A -----	-----	-----	-----5---	-----	-----
E -----	-----	-----	-----	-----	-----
1 + 2 +	1 + 2 +	1 + 2 +	1 +	1 + 2 +	1 + 2 +

Riff #2

[C]	[D]	[C]	[D]	
G -5-----	-7-----	-5-----	-7-----	
D -----5---	-----7---	-----5---	-----7---	
A -----	-----	-----	-----	
E -----	-----	-----	-----	
1 + 2 +	1 + 2 +	1 + 2 +	1 + 2 +	

[C]	[D]	[C]	[D7]	[G]	[G]
G -5-----	-7-----	-5-----	-7-----	-----	-----
D -----5---	-----7---	-----5---	-----7---	-----5---	-----5---
A -----	-----	-----	-----	-----5---	-----5---
E -----	-----	-----	-----	-----	-----
1 + 2 +	1 + 2 +	1 + 2 +	1 + 2 +	1 + 2 +	1 + 2 +

INSTRUMENTAL CHORUS: / 1 2 / 1 2 / [G] / [G] /

Riff #1

[G] Thought I heard a [C] Red-winged [G] Blackbird
 [C] Red-winged Blackbird [D] down my [D7] road
 [G] Thought I heard a [C] Red-winged [G] Blackbird
 [C] Red-winged Blackbird [D7] down my [G] road [G]

Riff #2

[C] / [D] / [C] / [D] /
 [C] / [D] / [C] / [D7] / [G] / [G] /

CHORUS: Riff #1

[G] Thought I heard a [C] Red-winged [G] Blackbird
 [C] Red-winged Blackbird [D] down my [D7] road
 [G] Thought I heard a [C] Red-winged [G] Blackbird
 [C] Red-winged Blackbird [D7] down my [G] road [G]

[G] He'll be there beside the river
When [G] winter finally breaks its [D7] bones
[G] He'll be king a-[C]mong the [Em] rushes
[C] He'll be [G] master [D7] of his [G] home

CHORUS: Riff #1

[G] Thought I heard a [C] Red-winged [G] Blackbird
[C] Red-winged Blackbird [D] down my [D7] road
[G] Thought I heard a [C] Red-winged [G] Blackbird
[C] Red-winged Blackbird [D7] down my [G] road [G]

[G] Safe as Moses in the rushes
[G] Builds his home on the river [D7] wide
[G] Every time I [C] hear him [Em] singing
[C] Makes me [G] feel like [D7] spring in-[G]side

CHORUS: Riff #1

[G] Thought I heard a [C] Red-winged [G] Blackbird
[C] Red-winged Blackbird [D] down my [D7] road
[G] Thought I heard a [C] Red-winged [G] Blackbird
[C] Red-winged Blackbird [D7] down my [G] road [G]

Riff #2

[C] / [D] / [C] / [D] /
[C] / [D] / [C] / [D7] / [G] / [G] /

[G] He'll be in there singing his heart out
[G] He'll be telling his stories [D7] true
Of [G] where he went to [C] winter [Em] last year
Of [C] how he's [G] going [D7] back there [G] too

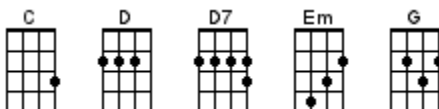
CHORUS: Riff #1

[G] Thought I heard a [C] Red-winged [G] Blackbird
[C] Red-winged Blackbird [D] down my [D7] road
[G] Thought I heard a [C] Red-winged [G] Blackbird
[C] Red-winged Blackbird [D7] down my [G] road

[G] Thought I heard a [C] Red-winged [G] Blackbird
[C] Red-winged Blackbird [D] down my [D7] road
[G] Thought I heard a [C] Red-winged [G] Blackbird
[C] Red-winged Blackbird [D7] down my [G] road [G]

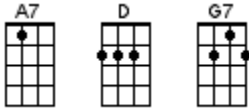
Riff #2

[C] / [D] / [C] / [D] /
[C] / [D] / [C] / [D7] / [G]↓



Rip It Up

Robert Blackwell, John Marascalco 1956 (as recorded by Little Richard)



< SINGING NOTE: A >

INTRO: / 1 2 / 1 2 /

Well, it's [D]↓ Satur-[Z]day night and I just got paid
[D]↓ Fool a-[Z]bout my money, don't try to save
My [D]↓ heart [Z] says go, go, have a time
'Cause it's [D]↓ Saturday night and I feel fine

CHORUS:

I'm gonna [G7B] rock it up [G7D E]
I'm gonna [D F#] rip it up [DA B]
I'm gonna [G7B] shake it up [G7D E]
Gonna [D F#] ball it up [DA B]
I'm gonna [A7C#] rock it up
[A7]↓ And ball to-[D F#]night [DA B]

Well a-[D]↓long a-[Z]bout ten I'll be flyin' high
I [D]↓ rock [Z] on out into the sky
But [D]↓ I [Z] don't care if I spend my dough
To-[D]↓night I'm gonna be one happy soul

CHORUS:

I'm gonna [G7B] rock it up [G7D E]
I'm gonna [D F#] rip it up [DA B]
I'm gonna [G7B] shake it up [G7D E]
Gonna [D F#] ball it up [DA B]
I'm gonna [A7C#] rock it up
[A7]↓ And ball to-[D F#]night [DA B]

Well I [D]↓ got [Z] me a date and I won't be late
[D]↓ Picked [Z] her up in my 'eighty-eight
[D]↓ Shagged [Z] on down by the union hall
When the [D]↓ joint starts jumpin' I have a ball

CHORUS:

I'm gonna [G7B] rock it up [G7D E]
I'm gonna [D F#] rip it up [DA B]
I'm gonna [G7B] shake it up [G7D E]
Gonna [D F#] ball it up [DA B]
I'm gonna [A7C#] rock it up
[A7]↓ And ball to-[D F#]night < SCREAM > [DA B]

INSTRUMENTAL:

[D F#] / [DA B] / [D F#] / [DA B] /
[G7B] / [G7D E] / [D F#] / [DA B] /
[A7C#] / [A7E F#] / [D F#] / [DA B]

Well, it's [D]↓ Satur-[Z]day night and I just got paid
[D]↓ Fool a-[Z]bout my money, don't try to save
My [D]↓ heart [Z] says go, go, have a time
'Cause it's [D]↓ Saturday night and I feel fine

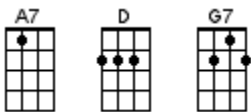
CHORUS:

I'm gonna [G7B] rock it up [G7D E]
I'm gonna [D F#] rip it up [DA B]
I'm gonna [G7B] shake it up [G7D E]
Gonna [D F#] ball it up [DA B]
I'm gonna [A7C#] rock it up
[A7]↓ And ball to-[D F#]night [DA B]

Well a-[D]↓long a-[Z]bout ten I'll be flyin' high
I [D]↓ rock [Z] on out unto the sky
But [D]↓ I [Z] don't care if I spend my dough
To-[D]↓night I'm gonna be one happy soul

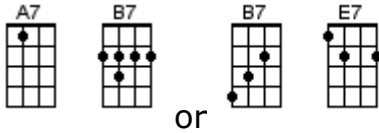
CHORUS:

I'm gonna [G7B] rock it up [G7D E]
I'm gonna [D F#] rip it up [DA B]
I'm gonna [G7B] shake it up [G7D E]
Gonna [D F#] ball it up [DA B]
I'm gonna [A7C#] rock it up
[A7]↓ And ball to-[D F#]night / [D D]↓ ↓ /



Rock and Roll

John Bonham, John Paul Jones, Jimmy Page, Robert Plant (recorded by Led Zeppelin 1971)



< ~[E7]~ means TREMOLO >

Typical UBass (example for opening)

```

[E7]                                [A7]                                [E7]
G|-----|-----|-----|-----|-----|-----|-----|-----|
D|-----|-----|-----|-----|-----5-4-|-2-----|-----|-----|
A|-----5-4-|-2-----|-----5-4-|-2-----|-0-4-----|-0-----|-----5-4-|-2-----|
E|-0-4-----|-0-----|-0-4-----|-0-----|-----|-----|-0-4-----|-0-----|
| 1 2 3 4 | 1 2 3 4 | 1 2 3 4 | 1 2 3 4 | 1 2 3 4 | 1 2 3 4 | 1 2 3 4 | 1 2 3 4 |

```

```

[B7]                                [E7]
G|-----|-----|-----|-----|
D|-----7-6-|-4-----|-----|-----|
A|---6-----|-2-----|-----5-4-|-2-----|
E|-7-----|-----|-0-4-----|-0-----|
| 1 2 3 4 | 1 2 3 4 | 1 2 3 4 | 1 2 3 4 |

```

INTRO: / 1 2 3 4 /

[E7] / [E7] / [E7] / [E7] /
[A7] / [A7] / [E7] / [E7] /
[B7] / [B7] / [E7] / [E7]

It's [E7] been a long time since I [E7] rock and rolled [E7] / [E7]
It's [E7] been a long time since I [E7] did the Stroll [E7] / [E7]
Oo [A7] let me get it back, let me [A7] get it back, let me get it [A7] back
[A7] Baby where I come [E7] from [E7] / [E7] / [E7]
It's [B7] been a long time, been a [B7] long time
Been a long [A7]↓ lonely, lonely, lonely, lonely, lonely [E7] time [E7]
Yes it [E7] has [E7]

It's [E7] been a long time since the [E7] Book of Love [E7] / [E7]
I [E7] can't count the tears of a [E7] life with no love [E7] / [E7] /
[A7] Carry me back, carry [A7] me back, carry me [A7] back
[A7] Baby where I come [E7] from [E7] / [E7] / [E7]
It's [B7] been a long time, been a [B7] long time
Been a long [A7]↓ lonely, lonely, lonely, lonely, lonely [E7] time [E7]

[E7] O-[E7]-o-[E7]oh [E7] oh [E7] oh-oh [E7]
[A7] / [A7] / [E7] / [E7] /
[B7] / [B7] / [E7] / [E7]

Oh it [E7] seems so long since we [E7] walked in the moonlight [E7] / [E7] /
[E7] Makin' vows that [E7] just couldn't work right / [E7] / [E7] oh yeah /
[A7] Open your arms, open [A7] your arms, open your [A7] arms
[A7] Baby let my love come [E7] runnin' in [E7] / [E7] / [E7]
It's [B7] been a long time, been a [B7] long time
Been a long [A7]↓ lonely, lonely, lonely, lonely, lonely [E7] time [E7] / [E7] / [E7] /

[E7] Ye-ah [E7] hey [E7] ye-ah [E7] hey
[A7] Ye-ah [A7] hey [E7] ye-ah [E7] hey
[A7] / [A7] / [A7] / [A7] /

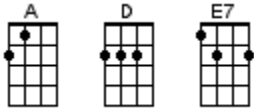
[E7] Oo yeah [E7] oo-oo yeah [E7] oo yeah [E7] oo-oo yeah
It's [B7] been a long time, been a [B7] long time
Been a long [A7]↓ lonely, lonely, lonely, lonely, lonely time / ~[E7]~ / [E7] ↓

www.bytownukulele.ca

[BACK TO SONGLIST](#)

Rock Around The Clock

Max C. Freedman and James E. Myers 1952
(as recorded Bill Hailey and the Comets 1954)



INTRO: / 1 2 / 1 2 /

[A] ↓ One, two, three o'clock, four o'clock rock [A]↑↓
 [A] ↓ Five, six, seven o'clock, eight o'clock rock [A]↑↓
 [A] ↓ Nine, ten, eleven o'clock, twelve o'clock rock
 We're gonna rock [E7] ↓ around [E7] ↓ the clock [E7] ↓ tonight [E7] ↓

	[A]		[A]		[D]	
G	-----	-----	-----	-----	-----	-----
D	-----	-----	-----	-----	-0-4-7-4-	-0-4-7-4-
A	-0-4-7-4-	-0-4-7-4-	-0-4-7-4-	-0-4-7-4-	-----	-----
E	-----	-----	-----	-----	-----	-----
	1 + 2 +	1 + 2 +	1 + 2 +	1 + 2 +	1 + 2 +	1 + 2 +
	[A]		[E7]		[A]	
G	-----	-----	-----	-----	-----	-----
D	-----	-----	-----	-----	-----	-----
A	-0-4-7-4-	-0-4-7-4-	-----	-----	-0-4-7-4-	-0-4-7-4-
E	-----	-----	-0-4-7-4-	-0-4-7-4-	-----	-----
	1 + 2 +	1 + 2 +	1 + 2 +	1 + 2 +	1 + 2 +	1 + 2 +

Put your [A] glad rags on, and join me, Hon
 We'll [A] have some fun when the clock strikes one
 We're gonna [D] rock around the clock tonight
 We're gonna [A] rock, rock, rock 'til broad daylight
 We're gonna [E7] rock, gonna rock around the clock to-[A]night [A]

When the [A] clock strikes two, three and four
 If the [A] band slows down we'll yell for more
 We're gonna [D] rock around the clock tonight
 We're gonna [A] rock, rock, rock 'til broad daylight
 We're gonna [E7] rock, gonna rock around the clock to-[A]night [A]

INSTRUMENTAL:

When the [A] clock strikes two, three and four
 If the [A] band slows down we'll yell for more
 We're gonna [D] rock around the clock tonight
 We're gonna [A] rock, rock, rock 'til broad daylight
 We're gonna [E7] rock, gonna rock around the clock to-[A]night [A]

When the [A] chimes ring five, six and seven
 [A] We'll be right in seventh heaven
 We're gonna [D] rock around the clock tonight
 We're gonna [A] rock, rock, rock 'til broad daylight
 We're gonna [E7] rock, gonna rock around the clock to-[A]night [A]

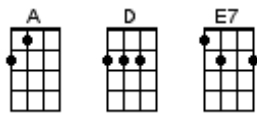
	[A]		[A]		[D]	
G	-----	-----	-----	-----	-----	-----
D	-----	-----	-----	-----	-0-4-7-4-	-0-4-7-4-
A	-0-4-7-4-	-0-4-7-4-	-0-4-7-4-	-0-4-7-4-	-----	-----
E	-----	-----	-----	-----	-----	-----
	1 + 2 +	1 + 2 +	1 + 2 +	1 + 2 +	1 + 2 +	1 + 2 +
	[A]		[E7]		[A]	
G	-----	-----	-----	-----	-----	-----
D	-----	-----	-----	-----	-----	-----
A	-0-4-7-4-	-0-4-7-4-	-----	-----	-0-4-7-4-	-0-4-7-4-
E	-----	-----	-0-4-7-4-	-0-4-7-4-	-----	-----
	1 + 2 +	1 + 2 +	1 + 2 +	1 + 2 +	1 + 2 +	1 + 2 +

When it's [A] eight, nine, ten, eleven, too
 I'll be [A] going strong and so will you
 We're gonna [D] rock around the clock tonight
 We're gonna [A] rock, rock, rock 'til broad daylight
 We're gonna [E7] rock, gonna rock around the clock to-[A]night [A]

INSTRUMENTAL:

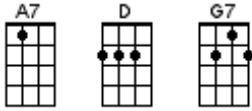
When the [A] clock strikes two, three and four
 If the [A] band slows down we'll yell for more
 We're gonna [D] rock around the clock tonight
 We're gonna [A] rock, rock, rock 'til the broad daylight
 We're gonna [E7] rock, gonna rock around the clock to-[A]night [A]

When the [A] clock strikes twelve, we'll cool off then
 Start [A] rockin' round the clock again
 We're gonna [D] rock around the clock tonight
 We're gonna [A] rock, rock, rock 'til broad daylight
 We're gonna [E7] rock, gonna rock around the clock to-[A]night [A] ↓



Roll Over Beethoven

Chuck Berry 1956 (as recorded by The Beatles 1963)



INTRO: / 1 2 / 1 2 / [D] / [D]

[D]	[D]	
G ----- -----	G ----- -----	
D ----47-4- ----47-4-	D ----47-4- ----47-4-	
A -5----- -----	A -5----- -----	
E ----- -----	E ----- -----	
1 +a2 + 1 +a2 +	1 +a2 +	

Typ. UBass

[D]	[G7]	[D]		[G7]	
G ----- ----47-4- ----- ----- ----47-4- ----47-4-	G ----- ----47-4- ----- ----- ----47-4- ----47-4-	G ----- ----- ----- ----- ----- -----		G ----- ----47-4- ----- ----- ----47-4- ----47-4-	G ----- ----- ----- ----- ----- -----
D ----47-4- -5----- ----47-4- ----47-4- ----47-4- -5----- -5-----	D ----47-4- -5----- ----47-4- ----47-4- ----47-4- -5----- -5-----	D ----- ----- ----- ----- ----- -----		D ----47-4- -5----- ----47-4- ----47-4- ----47-4- -5----- -5-----	D ----- ----- ----- ----- ----- -----
A -5----- ----- ----- ----- ----- -----	A -5----- ----- ----- ----- ----- -----	A ----- ----- ----- ----- ----- -----		A -5----- ----- ----- ----- ----- -----	A ----- ----- ----- ----- ----- -----
E ----- ----- ----- ----- ----- -----	E ----- ----- ----- ----- ----- -----	E ----- ----- ----- ----- ----- -----		E ----- ----- ----- ----- ----- -----	E ----- ----- ----- ----- ----- -----
1 +a2 + 1 +a2 + 1 +a2 + 1 +a2 + 1 +a2 + 1 +a2 +	1 +a2 +	1 +a2 +	1 +a2 +	1 +a2 +	1 +a2 +
[D]		[G7]	[A7]	[D]	
G ----- ----- ----47-4- ----69-6- ----- -----	G ----- ----- ----- ----- ----- -----	G ----- ----47-4- ----- ----- ----47-4- ----47-4-	G ----- ----47-4- ----- ----- ----47-4- ----47-4-	G ----- ----- ----- ----- ----- -----	G ----- ----- ----- ----- ----- -----
D ----47-4- ----47-4- -5----- -7----- ----47-4- ----47-4-	D ----- ----- ----- ----- ----- -----	D ----47-4- -5----- ----47-4- ----47-4- ----47-4- -5----- -5-----	D ----- ----- ----- ----- ----- -----	D ----47-4- -5----- ----47-4- ----47-4- ----47-4- -5----- -5-----	D ----- ----- ----- ----- ----- -----
A -5----- ----- ----- ----- ----- -----	A -5----- ----- ----- ----- ----- -----	A ----- ----- ----- ----- ----- -----	A ----- ----- ----- ----- ----- -----	A -5----- ----- ----- ----- ----- -----	A -5----- ----- ----- ----- ----- -----
E ----- ----- ----- ----- ----- -----	E ----- ----- ----- ----- ----- -----	E ----- ----- ----- ----- ----- -----	E ----- ----- ----- ----- ----- -----	E ----- ----- ----- ----- ----- -----	E ----- ----- ----- ----- ----- -----
1 +a2 + 1 +a2 + 1 +a2 + 1 +a2 + 1 +a2 + 1 +a2 +	1 +a2 +	1 +a2 +	1 +a2 +	1 +a2 +	1 +a2 +

Well gonna [D] write a little letter
 Gonna [G7] mail it to my local D-[D]-J [D]
 It's a [G7] rockin' little record
 I [G7] want my jockey to [D] play [D]
 Roll [G7] over Beethoven
 I gotta [A7] hear it again to-[D]day [D]

You know my [D] temperature's risin'
 And the [G7] jukebox blows a [D] fuse [D]
 My [G7] heart's beatin' rhythm
 And my [G7] soul keeps a-singin' the [D] blues [D]
 Roll [G7] over Beethoven
 And [A7] tell Tchaikovsky the [D] news [D]

I got a [D] rockin' pneumonia
 I [G7] need a shot of rhythm and [D] blues [D] ooh
 I think I [G7] got it off the writer
 Sittin' [G7] down by the rhythm re-[D]view [D]
 Roll [G7] over Beethoven
 We're [A7] rockin' in two by [D] two [D]


```

| [D] | | | | [G] | |
G|-----|-----|-----|-----|-----|-----|
D|-----|-----754|-----|-----754|-55555555|-55555754|
A|-55555555|-55555---|-55555555|-55555---|-----|-----|
E|-----|-----|-----|-----|-----|-----|
| 1e+a2e+a| 1e+a2e+a| 1e+a2e+a| 1e+a2e+a| 1e+a2e+a| 1e+a2e+a|
| [D] | | [A7] | | [D] | |
G|-----|-----|-----|-----|-----|-----|
D|-----|-----754|-----|-----754|-----|-----754|
A|-55555555|-55555---|-----|-----|-55555555|-55555---|
E|-----|-----|-55555555|-55555---|-----|-----|
| 1e+a2e+a| 1e+a2e+a| 1e+a2e+a| 1e+a2e+a| 1e+a2e+a| 1e+a2e+a|

```

Well, if you **[D]** feel it an' like it, well get your lover
 And **[D]** reel and rock it, roll it over
 And **[G7]** move on up just
[G7] A trifle further and a-**[D]**reel and rock it, roll it over
 Roll **[G7]** over Beethoven
 A-**[A7]**rockin' in two by **[D]** two **[D]** ooh

Typ. UBass

```

| [D] | [G7] | [D] | | [G7] | |
G|-----|----47-4-|-----|-----|----47-4-|----47-4-|
D|----47-4-|-5-----|----47-4-|----47-4-|-5-----|-5-----|
A|-5-----|-----| -5-----|-5-----|-----|-----|
E|-----|-----|-----|-----|-----|-----|
| 1 +a2 + | 1 +a2 + | 1 +a2 + | 1 +a2 + | 1 +a2 + | 1 +a2 + |
| [D] | | [G7] | [A7] | [D] | |
G|-----|-----|----47-4-|----69-6-|-----|-----|
D|----47-4-|----47-4-|-5-----|-7-----|----47-4-|----47-4-|
A|-5-----|-5-----|-----|-----|-5-----|-5-----|
E|-----|-----|-----|-----|-----|-----|
| 1 +a2 + | 1 +a2 + | 1 +a2 + | 1 +a2 + | 1 +a2 + | 1 +a2 + |

```

INSTRUMENTAL: < OPTIONAL > Typ. UBass

I got a **[D]** rockin' pneumonia
 I **[G7]** need a shot of rhythm and **[D]** blues **[D]** ooh
 I think I **[G7]** got it off the writer
 Sittin' **[G7]** down by the rhythm re-**[D]**view **[D]**
 Roll **[G7]** over Beethoven
 We're **[A7]** rockin' in two by **[D]** two **[D]**

Well **[D]** early in the mornin' I'm a-**[G7]**givin' you the warnin'
 Don't you **[D]** step on my blue suede shoes
[G7] Hey diddle diddle
 I was **[G7]** playin' my fiddle **[D]** ain't got nothin' to lose
 Roll **[G7]** over Beethoven
 And **[A7]** tell Tchaikovsky the **[D]** news **[D]**

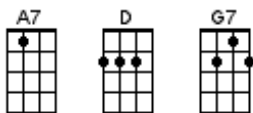
	[D]		[G7]		[D]		[G7]			
G	-----		----47-4-		-----		----47-4-		----47-4-	
D	----47-4-		-5-----		----47-4-		----47-4-		-5-----	
A	-5-----		-----		-5-----		-5-----		-----	
E	-----		-----		-----		-----		-----	
	1 +a2 +		1 +a2 +		1 +a2 +		1 +a2 +		1 +a2 +	
	[D]		[G7]		[A7]		[D]			
G	-----		-----		----47-4-		----69-6-		-----	
D	----47-4-		----47-4-		-5-----		-7-----		---4-5-6-	
A	-5-----		-5-----		-----		-----		-5-----	
E	-----		-----		-----		-----		-----	
	1 +a2 +		1 +a2 +		1 +a2 +		1 +a2 +		1 +a2 +	

You know she [D] winks like a glow worm
 [G7] Dances like a spinnin' [D] top [D]
 She's got a [G7] crazy partner
 [G7] Oughta see `em reel and [D] rock [D]
 Long as [G7] she got a dime
 The [A7] music will never [D] stop

OUTRO:

	[D]				[G7]					
G	-----		-----		---4-7-4-		---4-7-4-		-----	
D	---4-7-4-		---4-7-4-		---4-7-4-		---4-7-4-		-5-----	
A	-5-----		-5-----		-5-----		-5-----		-----	
E	-----		-----		-----		-----		-----	
	1 + 2 +		1 + 2 +		1 + 2 +		1 + 2 +		1 + 2 +	
	[D]		[A7]		[D]		[D]↓[A]↓		[D]↓	
G	-----		---6-9-6-		---6-9-6-		-----		-----	
D	---4-7-4-		---4-7-4-		-7-----		-7-----		---47-4-	
A	-5-----		-5-----		-----		-----		-5-----	
E	-----		-----		-----		-----		---5---	
	1 + 2 +		1 + 2 +		1 + 2 +		1 + 2 +		1 + 2 +	

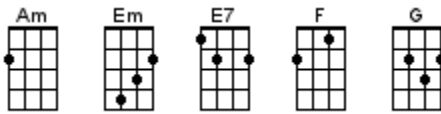
[D] Well roll over Beet-[D]hoven
 [D] Yeah roll over Beethoven
 [D] Roll over Beet-[G7]hoven
 [G7] Well roll over Beet-[D]hoven
 [D] Roll over Beet-[A7]hoven
 [A7] Dig to these rhythm and [D] blues [D]↓ [A7]↓ [D]↓



Rolling In The Deep

By Adele, Paul Epworth 2010 (abridged)

UBass



[Z] [Z]
G|-----|-----|
D|-7-7-7-7-7-7-7-7-| -7-7-7-7-7-7-7-7-|
A|-7-7-7-7-7-7-7-7-| -7-7-7-7-7-7-7-7-|
E|-----|-----|

[Am] [Em] [G] [Em] [G]
G|-----|---9-9-9-9-9-9-|-9-----|-----|
D|-7-7-7-7-7-7-7-7-|-7-9-9-9-9-9-9-|-9-5-5-5-5-5-5-5-|-5-2-2-2-5-5-5-5-|
A|-7-7-7-7-7-7-7-7-|-7-----|---5-5-5-5-5-5-5-|-5-2-2-2-5-5-5-5-|
E|-----|-----|-----|-----|

[Am] [Em] [G] [Em] [G] x3
G|-----|---9-9-9-9-9-9-|-9-----|-----|
D|-5-7-7-7-7-7-7-7-|-7-9-9-9-9-9-9-|-9-5-5-5-5-5-5-5-|-5-2-2-2-5-5-5-5-|
A|-5-7-7-7-7-7-7-7-|-7-----|---5-5-5-5-5-5-5-|-5-2-2-2-5-5-5-5-|
E|-----|-----|-----|-----|

INTRO: / 1 2 3 4 / [Z] / [Z] /

[Am] There's a fire [Em] starting in my heart

[G] Reaching a fever pitch, it's [Em] bringing me out the [G] dark

[Am] Finally I can [Em] see you crystal clear

[G] Go ahead and sell me out and [Em] I'll lay your shit [G] bare

[Am] See how I'll leave with [Em] every piece of you

[G] Don't underestimate the [Em] things that I will [G] do

[Am] There's a fire [Em] starting in my heart

[G] Reaching a fever pitch and it's [Em] bringing me out the [G] dark

[F] [G] [Em] [F]
G|-----|-----|-----|-----|
D|-3-3-3-3-3-3-3-3-|-5-5-5-5-5-5-5-5-|-2-2-2-2-2-2-2-2-|-3-3-3-3-3-3-3-3-|
A|-----OR-----|-----|-----|-----|
E|-1-1-1-1-1-1-1-1-|-3-3-3-3-3-3-3-3-|-0-0-0-0-0-0-0-0-|-1-1-1-1-1-1-1-1-|

[F] [G] [Em] [E7]
G|-----|-----|-----|-----|
D|-3-3-3-3-3-3-3-3-|-5-5-5-5-5-5-5-5-|-2-2-2-2-2-2-2-2-|-3-3-3-3-2-2-2-2-|
A|-----OR-----|-----|-----|-----|
E|-1-1-1-1-1-1-1-1-|-3-3-3-3-3-3-3-3-|-0-0-0-0-0-0-0-0-|-1-1-1-1-0-0-0-0-|

BRIDGE:

[F] The scars of [G] your love remind me [Em] of us

They keep me [F] thinking that we almost had it [F] all

The scars of [G] your love, they leave me [Em] breathless

I can't help [E7] feeling, we could have had it

[A]	[G]	[F]	[F]	[G]	
G ----- ----- ----- -----					
D ----- ----- ----- -----					
A -0-0-0-0-0-0-0-0- ----- ----- -----					
E ----- ----- ----- -----	-3-3-3-3-3-3-3-3-	-1-1-1-1-1-1-1-1-	-1-1-1-1-3-3-3-3-		x2

CHORUS: < TWO PARTS TOGETHER > PART 1:

[Am] Aaaa-a-a-[G]all, rolling in the
 [F] Dee-e-/[F]eep, you [G] had my heart in-/[Am]side of your [G] hand
 And you [F] played it, to the / [F] be-e-e-eat [G] /

PART 2:

[Am] **You're gonna wish you [G] never had met me**
 [F] **Tears are gonna fall [F] rolling in the [G] deep**
 [Am] **You're gonna wish you [G] never had met me**
 [F] **Tears are gonna fall [F] rolling in the [G] deep**

[Am]	[Em]	[G]	[Em]	[G]
G ----- ---9-9-9-9-9-9-9- -9----- -----				
D -7-7-7-7-7-7-7-7- -7-9-9-9-9-9-9-9- -9-5-5-5-5-5-5-5- -5-2-2-2-5-5-5-5-				
A -7-7-7-7-7-7-7-7- -7----- ---5-5-5-5-5-5-5- -5-2-2-2-5-5-5-5-				
E ----- ----- ----- -----				
[Am]	[Em]	[G]	[Em]	[G]
G ----- ---9-9-9-9-9-9-9- -9----- -----				
D -5-7-7-7-7-7-7-7- -7-9-9-9-9-9-9-9- -9-5-5-5-5-5-5-5- -5-2-2-2-5-5-5-5-				
A -5-7-7-7-7-7-7-7- -7----- ---5-5-5-5-5-5-5- -5-2-2-2-5-5-5-5-				
E ----- ----- ----- -----				

[Am] Baby, I have no [Em] story to be told
 But [G] I've heard one on you
 And I'm [Em] gonna make your head [G] burn
 [Am] Think of me in the [Em] depths of your despair
 [G] Make a home down there as [Em] mine sure won't be [G] shared

[F]			
G ----- ----- ----- -----			
D -3-3-3-3-3-3-3-3- -5-5-5-5-5-5-5-5- -2-2-2-2-2-2-2-2- -3-3-3-3-3-3-3-3-			
A -----OR----- ----- -----			
E -1-1-1-1-1-1-1-1- -3-3-3-3-3-3-3-3- -0-0-0-0-0-0-0-0- -1-1-1-1-1-1-1-1-			
G ----- ----- ----- -----			
D -3-3-3-3-3-3-3-3- -5-5-5-5-5-5-5-5- -2-2-2-2-2-2-2-2- -3-3-3-3-2-2-2-2-			
A -----OR----- ----- -----			
E -1-1-1-1-1-1-1-1- -3-3-3-3-3-3-3-3- -0-0-0-0-0-0-0-0- -1-1-1-1-0-0-0-0-			

BRIDGE: < TWO PARTS TOGETHER >

PART 1:

[F] The scars of [G] your love remind me [Em] of us
 They keep me [F] thinking that we almost had it [F] all
 The scars of [G] your love, they leave me [Em] breathless
 I can't help [E7] feeling, we could have had it

PART 2:

[F] **You're gonna wish you [G] never had met me**
 [Em] **Tears are gonna fall [F] rolling in the deep**
 [F] **You're gonna wish you [G] never had met me**
 [Em] **Tears are gonna fall [E7] rolling in the deep**

[Am]	[G]	[F]	[F]	[G]	
G ----- ----- ----- ----- -----					
D ----- ----- ----- ----- -----					
A -0-0-0-0-0-0-0-0-0- ----- ----- ----- -----					
E ----- ----- ----- ----- -----	-3-3-3-3-3-3-3-3-	-1-1-1-1-1-1-1-1-	-1-1-1-1-3-3-3-3-		x2

CHORUS: < TWO PARTS TOGETHER >

PART 1:

[Am] Aaaa-a-a-[G]all, rolling in the
 [F] Dee-e-/[F]eep, you [G] had my heart in-/[Am]side of your [G] hand
 And you [F] played it, to the [F] be-e-e-eat, we [G] could have had it

PART 2:

[Am] **You're gonna wish you [G] never had met me**
 [F] **Tears are gonna fall [F] rolling in the [G] deep**
 [Am] **You're gonna wish you [G] never had met me**
 [F] **Tears are gonna fall [F] rolling in the [G] deep**

[F]	[G]	[Am]	[G]	
G ----- ----- ----- -----				
D ----- ----- ----- -----				
A ----- ----- ----- -----		-0-0-0-0-0-0-0-0-		
E -1-1-1-1-1-1-1-1-1-	-3-3-3-3-3-3-3-3-		-3-3-3-3-3-3-3-3-	

[F]	[F]	[G]	[G]	
G ----- ----- ----- -----				
D ----- ----- ----- -----				
A ----- ----- ----- -----				
E -1-1-1-1-1-1-1-1-1-	-1-1-1-1-1-1-1-1-1-	-3-3-3-3-3-3-3-3-	-3-3-3-3-3-3-3-3-	

< TWO PARTS END >

[F]	[G]	[Am]	[G]	
G ----- ----- ----- -----				
D ----- ----- ----- -----				
A ----- ----- ----- -----		-0-0-0-0-0-0-0-0-		
E -1-1-1-1-1-1-1-1-1-	-3-3-3-3-3-3-3-3-		-3-3-3-3-3-3-3-3-	

[F]	[F]	[G]	[G]	
G ----- ----- ----- -----				
D ----- ----- ----- -----				
A ----- ----- ----- -----				
E -1-1-1-1-1-1-1-1-1-	-1-1-1-1-1-1-1-1-1-	-3-3-3-3-3-3-3-3-	-3-3-3-3-3-3-3-3-	

[F] Aaaa-a-a-[G]all, rolling in the
 [Am] Dee-e-[G]eep, you had my heart in-[F]side of your [F] hand
 But you [G] played it, with a [G] beating

UBass out

< A CAPPELLA - Z chord on the '+' between every beat >

Throw your soul through every open door (**whoa-o-o-o**)
 Count your blessings to find what you look for (**whoa-o-o-o**)
 Turn my sorrow into treasured gold (**whoa-o-o-o**)
 You'll pay me back in kind and reap just what you sow

WOMEN:

[Am]↓ You're gonna wish you [G]↓ never had met me
[F]↓ Tears are gonna fall [F]↓ rolling in the [G]↓ deep

MEN JOIN IN:

[Am] You're gonna wish you [G] never had met me
[F] Tears are gonna fall [F] rolling in the [G] deep

We [G] could have had it

G|-----|
D|-----|
A|-----|
E|-3-3-3-3-3-3-3-3-|

[Am] [G] [F] [F] [G]
G|-----|-----|-----|-----|
D|-----|-----|-----|-----|
A|-0-0-0-0-0-0-0-0-|-----|-----|-----|
E|-----|-3-3-3-3-3-3-3-3-|-1-1-1-1-1-1-1-1-|-1-1-1-1-3-3-3-3-| x2

CHORUS: < TWO PARTS TOGETHER >

PART 1:

[Am] Aaaa-a-a-[G]all, rolling in the
[F] Dee-e-/[F]eep, you [G] had my heart in-/[Am]side of your [G] hand
And you [F] played it, to the [F] be-e-e-eat, we [G] could have had it

PART 2:

[Am] You're gonna wish you [G] never had met me
[F] Tears are gonna fall [F] rolling in the [G] deep
[Am] You're gonna wish you [G] never had met me
[F] Tears are gonna fall [F] rolling in the [G] deep

[Am] [G] [F] [F] [G]
G|-----|-----|-----|-----|
D|-----|-----|-----|-----|
A|-0-0-0-0-0-0-0-0-|-----|-----|-----|
E|-----|-3-3-3-3-3-3-3-3-|-1-1-1-1-1-1-1-1-|-1-1-1-1-3-3-3-3-|

[Am] [G] [F] [F] [G] [A]↓
G|-----|-----|-----|-----|-----|
D|-----|-----|-----|-----|-----|
A|-0-0-0-0-0-0-0-0-|-----|-----|-----|-----|
E|-----|-3-3-3-3-3-3-3-3-|-1-1-1-1-1-1-1-1-|-1-1-1-1-3-3-3-3-|-----|

PART 1:

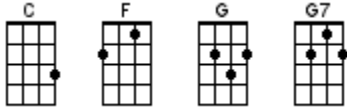
[Am] Aaaa-a-a-[G]all, rolling in the
[F] Dee-e-/[F]eep, you [G] had my heart in-/[Am]side of your [G] hand
But you [F] played it, you played it, you [F] played it, you [G] played it to the [Am]↓ beat

PART 2:

[Am] You're gonna wish you [G] never had met me
[F] Tears are gonna fall [F] rolling in the [G] deep
[Am] You're gonna wish you [G] never had met me [F] / [F][G] / [Am]↓

Sea Cruise

Huey "Piano" Smith and His Clowns (as recorded by Frankie Ford 1959)



[C]		[F]		[G]	
G ----- ----- ---2-5-2- ---2-5-2- ----- -----					
D ----2-5-2- ----2-5-2- -3----- ---3----- ----- -----					
A -3----- -3----- ----- ----- ---2-5-2- ---2-5-2-					
E ----- ----- ----- ----- -3----- -3-----					
1 2 3 4	1 2 3 4	1 2 3 4	1 2 3 4	1 2 3 4	1 2 3 4

INSTRUMENTAL INTRO: / 1 2 3 4 / [C] / [C]

I [F] feel like jumpin', baby won't you join me [C] please [C]
I [F] don't like beggin', but now I'm on bended [G] knees [G7]

[C] Old man rhythm gets in my shoes
It's [C] no use a-sittin' and a-singin' the blues
So [G] be my guest, you've got nothin' to lose
[C] Won't you let me take you on a, sea cruise?

CHORUS:

[C] Ooo-wee, ooo-wee baby
[C] Ooo-wee, ooo-wee baby
[G] Ooo-wee, ooo-wee baby
[C] Won't you let me take you on a, sea cruise?

BRIDGE:

I [F] feel like jumpin', baby won't you join me [C] please [C]
I [F] don't like beggin' but now I'm on bended [G] knees [G7]

I [C] got to get to rockin', get my hat off the rack
I [C] got the boogie woogie like a knife in the back
So [G] be my guest, you've got nothing to lose
[C] Won't you let me take you on a, sea cruise?

CHORUS:

[C] Ooo-wee, ooo-wee baby
[C] Ooo-wee, ooo-wee baby
[G] Ooo-wee, ooo-wee baby
[C] Won't you let me take you on a, sea cruise?

INSTRUMENTAL BRIDGE:

I [F] feel like jumpin', baby won't you join me [C] please [C]
I [F] don't like beggin' but now I'm on bended [G] knees [G7]

	[C]	[F]	[G]	
G	-----	---2-5-2-	---2-5-2-	-----
D	---2-5-2-	---2-5-2-	-3-----	-----
A	-3-----	-3-----	-----	---2-5-2-
E	-----	-----	-----	-3-----
	1 2 3 4	1 2 3 4	1 2 3 4	1 2 3 4

I [C] got to get to movin' baby, I ain't lyin'
 My [C] heart is beatin' rhythm and it's right on time
 So [G] be my guest, you've got nothing to lose
 [C] Won't you let me take you on a, sea cruise?

CHORUS:

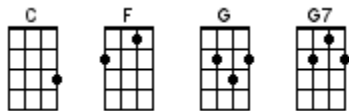
[C] Ooo-wee, ooo-wee baby
 [C] Ooo-wee, ooo-wee baby
 [G] Ooo-wee, ooo-wee baby
 [C] Won't you let me take you on a, sea cruise?

BRIDGE:

I [F] feel like jumpin', baby won't you join me [C] please [C]
 I [F] don't like beggin' but now I'm on bended [G] knees [G7]

CHORUS:

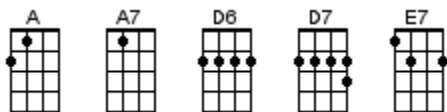
[C] Ooo-wee, ooo-wee baby
 [C] Ooo-wee, ooo-wee baby
 [G] Ooo-wee, ooo-wee baby
 [C] Won't you let me take you on a [C]↓ sea [C]↓ cruise?



Season Of The Witch

Donovan, Shawn Phillips 1966

UBass



INTRO: / 1 2 3 4 /

[A] [A7] / [D7] [D6] [D7] /
[A] [A7] / [D7] [D6] [D7] /

Riff #1

	[A]	[A7]	[D]	[D6]	[D7]	[A]	[A7]	[D]	[D6]	[D7]
G	-----		-----			-----		-----		
D	-----7---5-		-----5---7-			-----7---5-		-----5---7-		
A	-0-----		-5-----			-0-----		-5-----		
E	-----		-----			-----		-----		
	1 + 2 + 3 + 4 +	1 + 2 + 3 + 4 +	1 + 2 + 3 + 4 +	1 + 2 + 3 + 4 +	1 + 2 + 3 + 4 +	1 + 2 + 3 + 4 +	1 + 2 + 3 + 4 +	1 + 2 + 3 + 4 +	1 + 2 + 3 + 4 +	

[A] [A7] / [D7] [D6] [D7] /
[A] [A7] / [D7] [D6] [D7] /

[A] When I **[A7]** look out of my win-**[D7]**dow **[D6] [D7]**
[A] [A7] Many sights to **[D7]** see **[D6] [D7]**
[A] And when **[A7]** I look in my **[D7]** window **[D6] [D7]**
[A] So **[A7]** many different **[D7]** people to be **[D6] [D7]**
[A] That it's **[A7]** strange / **[D7] [D6] [D7] /**
[A] So **[A7]** strange / **[D7] [D6] [D7] /**

[A] You got to **[A7]** pick up every **[D7]** stitch **[D6] [D7]**
[A] You got to **[A7]** pick up every **[D7]** stitch **[D6] [D7]**
[A] You got to **[A7]** pick up every **[D7]** stitch **[D6] [D7]**

Riff #2

	[A]	[A7]	[D7]	[E7]	[A]	[A7]
G	-----		-----		-----	
D	-----7---5-		-----		-----	
A	-0-----		-5-----7-7-7-7-		-0-0-0-0-0-0-0-0-	
E	-----		-----		-----	
	1 + 2 + 3 + 4 +	1 + 2 + 3 + 4 +	1 + 2 + 3 + 4 +	1 + 2 + 3 + 4 +	1 + 2 + 3 + 4 +	1 + 2 + 3 + 4 +
	[D7]	[E7]	[A]	[A7]	[D7]	[E7]
G	-----		-----		-----	
D	-----		-----		-----	
A	-5-5-5-5-7-7-7-7-		-0-0-0-0-0-0-0-0-		-5-5-5-5-7-7-7-7-	
E	-----		-----		-----	
	1 + 2 + 3 + 4 +	1 + 2 + 3 + 4 +	1 + 2 + 3 + 4 +	1 + 2 + 3 + 4 +	1 + 2 + 3 + 4 +	1 + 2 + 3 + 4 +

[A] Mm-mm-mm **[A7]**

[D7] Must be the **[E7]** season of the **[A]** witch **[A7]**
[D7] Must be the **[E7]** season of the **[A]** witch **[A7]** yeah
[D7] Must be the **[E7]** season of the

Riff #1 x5

[A]	[A7]	[D]	[D6]	[D7]	[A]	[A7]	[D]	[D6]	[D7]
G -----	-----	-----	-----	-----	-----	-----	-----	-----	-----
D -----7--5-	-----	-----5--7-	-----	-----7--5-	-----	-----5--7-	-----	-----5--7-	-----
A -0-----	-----	-5-----	-----	-0-----	-----	-5-----	-----	-5-----	-----
E -----	-----	-----	-----	-----	-----	-----	-----	-----	-----
1 + 2 + 3 + 4 +	1 + 2 + 3 + 4 +	1 + 2 + 3 + 4 +	1 + 2 + 3 + 4 +	1 + 2 + 3 + 4 +	1 + 2 + 3 + 4 +	1 + 2 + 3 + 4 +	1 + 2 + 3 + 4 +	1 + 2 + 3 + 4 +	1 + 2 + 3 + 4 +

[A] witch [A7] / [D7] [D6] [D7] /

[A] [A7] / [D7] [D6] [D7] /

[A] When I [A7] look over my [D7] shoulder [D6] [D7]

[A] [A7] What do you think [D7] I see? [D6] [D7]

[A] Some [A7] other cat lookin' [D7] over [D6] [D7]

[A] His [A7] shoulder at [D7] me [D6] [D7]

[A] And he's [A7] strange / [D7] [D6] [D7] /

[A] Sure is [A7] strange / [D7] [D6] [D7] /

[A] You got to [A7] pick up every [D7] stitch [D6] [D7]

[A] You got to [A7] pick up every [D7] stitch [D6] yeah [D7]

[A] Beatniks are [A7] out to make it [D7] rich [D6] [D7]

Riff #2

[A]	[A7]	[D7]	[E7]	[A]	[A7]
G -----	-----	-----	-----	-----	-----
D -----7--5-	-----	-----	-----	-----	-----
A -0-----	-----	-5-----7-7-7-7-	-----	-0-0-0-0-0-0-0-	-----
E -----	-----	-----	-----	-----	-----
1 + 2 + 3 + 4 +	1 + 2 + 3 + 4 +	1 + 2 + 3 + 4 +	1 + 2 + 3 + 4 +	1 + 2 + 3 + 4 +	1 + 2 + 3 + 4 +
[D7]	[E7]	[A]	[A7]	[D7]	[E7]
G -----	-----	-----	-----	-----	-----
D -----	-----	-----	-----	-----	-----
A -5-5-5-5-7-7-7-7-	-----	-0-0-0-0-0-0-0-0-	-----	-5-5-5-5-7-7-7-7-	-----
E -----	-----	-----	-----	-----	-----
1 + 2 + 3 + 4 +	1 + 2 + 3 + 4 +	1 + 2 + 3 + 4 +	1 + 2 + 3 + 4 +	1 + 2 + 3 + 4 +	1 + 2 + 3 + 4 +

[A] Oh no... [A7]

[D7] Must be the [E7] season of the [A] witch [A7]

[D7] Must be the [E7] season of the [A] witch [A7] yeah

[D7] Must be the [E7] season of the

Riff #1

[A]	[A7]	[D]	[D6]	[D7]	[A]	[A7]	[D]	[D6]	[D7]
G -----	-----	-----	-----	-----	-----	-----	-----	-----	-----
D -----7--5-	-----	-----5--7-	-----	-----7--5-	-----	-----5--7-	-----	-----5--7-	-----
A -0-----	-----	-5-----	-----	-0-----	-----	-5-----	-----	-5-----	-----
E -----	-----	-----	-----	-----	-----	-----	-----	-----	-----
1 + 2 + 3 + 4 +	1 + 2 + 3 + 4 +	1 + 2 + 3 + 4 +	1 + 2 + 3 + 4 +	1 + 2 + 3 + 4 +	1 + 2 + 3 + 4 +	1 + 2 + 3 + 4 +	1 + 2 + 3 + 4 +	1 + 2 + 3 + 4 +	1 + 2 + 3 + 4 +

[A] witch [A7] / [D7] [D6] [D7] /

[A] [A7] / [D7] [D6] [D7] /

[A] [A7] / [D7] [D6] [D7] /

[A] [A7] / [D7] [D6] [D7] /
 [A] [A7] / [D7] [D6] [D7] /
 [A] [A7] / [D7] [D6] [D7] /

[A] You got to [A7] pick up every [D7] stitch [D6] [D7]
 [A] The rabbits [A7] running in the [D7] ditch [D6] [D7]
 [A] Beatniks are [A7] out to make it [D7] rich [D6] [D7]

Riff #2

[A]	[A7]	[D7]	[E7]	[A]	[A7]	
G ----- ----- ----- ----- ----- -----	D -----7---5- ----- ----- ----- -----	A -0----- -----5-----7-7-7-7- -----0-0-0-0-0-0-0-0-	E ----- ----- ----- ----- ----- -----	1 + 2 + 3 + 4 +	1 + 2 + 3 + 4 +	1 + 2 + 3 + 4 +
[D7]	[E7]	[A]	[A7]	[D7]	[E7]	
G ----- ----- ----- ----- ----- -----	D ----- ----- ----- ----- ----- -----	A -5-5-5-5-7-7-7-7- -----0-0-0-0-0-0-0-0- -----5-5-5-5-7-7-7-7-	E ----- ----- ----- ----- ----- -----	1 + 2 + 3 + 4 +	1 + 2 + 3 + 4 +	1 + 2 + 3 + 4 +

[A] Oh no... [A7]

[D7] Must be the [E7] season of the [A] witch [A7]
 [D7] Must be the [E7] season of the [A] witch [A7]
 [D7] Must be the [E7] season of the

Riff #1

[A]	[A7]	[D]	[D6]	[D7]	[A]	[A7]	[D]	[D6]	[D7]
G ----- ----- ----- ----- ----- ----- ----- ----- -----	D -----7---5- -----5---7- -----7---5- -----5---7-	A -0----- -----5----- -----0----- -----5-----	E ----- ----- ----- ----- ----- ----- ----- -----	1 + 2 + 3 + 4 +	1 + 2 + 3 + 4 +	1 + 2 + 3 + 4 +	1 + 2 + 3 + 4 +		

[A] witch [A7] / [D7] [D6] When [D7] I /

[A] go [A7] / [D7] [D6] [D7] /
 [A][A7] / [D7] [D6] [D7] /

[A] When I [A7] look out of my win-[D7]dow [D6] [D7]
 [A] [A7] What do you [D7] think I see? [D6] [D7]
 [A] [A7] And when I look [D7] in my window [D6] [D7]
 [A] [A7] So many different [D7] people [D6] to [D7] be
 [A] It's [A7] strange / [D7] [D6] [D7] /
 [A] Sure is [A7] strange / [D7] [D6] [D7] /

[A] You got to [A7] pick up every [D7] stitch [D6] [D7]
 [A] You got to [A7] pick up every [D7] stitch [D6] [D7]
 [A] Two rabbits [A7] running in the [D7] ditch [D6] [D7]

Riff #2

	[A]	[A7]	[D7]	[E7]	[A]	[A7]	
G	-----		-----		-----		
D	-----7---5-		-----		-----		
A	-0-----		-5-----7-7-7-7-		-0-0-0-0-0-0-0-0-		
E	-----		-----		-----		
	1 + 2 + 3 + 4 +	1 + 2 + 3 + 4 +	1 + 2 + 3 + 4 +	1 + 2 + 3 + 4 +	1 + 2 + 3 + 4 +		
	[D7]	[E7]	[A]	[A7]	[D7]	[E7]	
G	-----		-----		-----		
D	-----		-----		-----		
A	-5-5-5-5-7-7-7-7-		-0-0-0-0-0-0-0-0-		-5-5-5-5-7-7-7-7-		
E	-----		-----		-----		
	1 + 2 + 3 + 4 +	1 + 2 + 3 + 4 +	1 + 2 + 3 + 4 +	1 + 2 + 3 + 4 +	1 + 2 + 3 + 4 +		

[A] Oh no... **[A7]**

[D7] Must be the **[E7]** season of the **[A]** witch **[A7]**

[D7] Must be the **[E7]** season of the **[A]** witch **[A7]** yeah

[D7] Must be the **[E7]** season of the

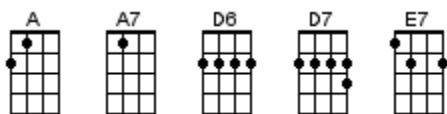
Riff #1

	[A]	[A7]	[D]	[D6]	[D7]	[A]	[A7]	[D]	[D6]	[D7]	[A]	END
G	-----		-----		-----		-----		-----			
D	-----7---5-		-----5---7-		-----7---5-		-----5---7-		-----			
A	-0-----		-5-----		-0-----		-5-----		-----			
E	-----		-----		-----		-----		-----			
	1 + 2 + 3 + 4 +	1 + 2 + 3 + 4 +	1 + 2 + 3 + 4 +	1 + 2 + 3 + 4 +	1 + 2 + 3 + 4 +	1 + 2 + 3 + 4 +	1 + 2 + 3 + 4 +	1 + 2 + 3 + 4 +	1 + 2 + 3 + 4 +	1 + 2 + 3 + 4 +		

[A] witch **[A7]** / **[D7]** **[D6]** When **[D7]** I /

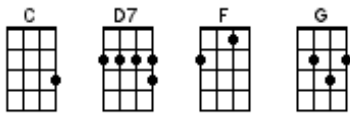
[A] go **[A7]** / **[D7]** **[D6]** When **[D7]** I /

[A] go **[A7]** / **[D7]** **[D6]** **[D7]** / **[A]**↓



Settin' The Woods On Fire

Fred Rose, Edward Nelson 1952 (recorded by Hank Williams)



INTRO: / 1 2 3 4 /

		[G]		[G]	
A	-----	-0-0-0----	-0-----2-	-4---4---	-2-----
D	-----	-2---3---	-4---	-----	-4-
A	-----	-----	-----	-----	-----
E	-----	-----	-----	-----	-----
	1 + 2 + 3 + 4 +	1 + 2 + 3 + 4 +	1 + 2 + 3 + 4 +	1 + 2 + 3 + 4 +	

	[G]		[C]		[C]
G	-----	-----	-----	-----	-----
D	-5---3---	-2---0---	-----	-----	-----
A	-----	-2---	-3---	-----	-----
E	-----	-----	-----	-----	-----
	1 + 2 + 3 + 4 +	1 + 2 + 3 + 4 +	1 + 2 + 3 + 4 +	1 + 2 + 3 + 4 +	

[C] Comb your hair and paint and powder
 [F] You act proud, and I'll act prouder
 [G] You sing loud, and I'll sing louder
 To-[G]night we're settin' the woods on fire

[C] You're my gal, and I'm your feller
 [F] Dress up in your frock of yeller
 [G] I'll look swell, but you'll look sweller
 [G] Settin' the woods on [C] fire

We'll [F] take in all the honky-tonks
 To-[F]night we're havin' [C] fun
 We'll [D7] show the folks, a brand new dance
 That [G]↓ never has been done

[C] I don't care who thinks we're silly
 [F] You be daffy and I'll be dilly
 We'll [G] order up two bowls of chili
 [G] Settin' the woods on [C] fire

INSTRUMENTAL:

We'll [F] take in all the honky-tonks
 To-[F]night we're havin' [C] fun
 We'll [D7] show the folks a brand new dance
 That [G] never has been done

[C] I don't care who thinks we're silly

[F] You be daffy and I'll be dilly

We'll **[G]** order up two bowls of chili

[G] Settin' the woods on **[C]** fire

[C] I'll gas up my hot-rod Stoker

[F] We'll get hotter, than a poker

[G] You'll be broke, but I'll be broker

To-**[G]**night we're settin' the woods on fire

[C] We'll set close, to one another

[F] Up one street and down the other

[G] We'll have a **[G]** time, oh brother

[G] Settin' the woods on **[C]** fire

We'll **[F]** put aside a little time

To **[F]** fix a flat or **[C]** two

My **[D7]** tires and tubes are doin' fine

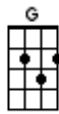
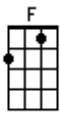
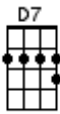
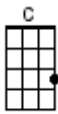
But the **[G]**↓ air is showin' through

[C] You clap hands and I'll start howlin'

[F] We'll do all the law's allowin'

To-**[G]**morrow I'll be right back plowin'

[G] Settin' the woods on **[C]** fire / **[C]**↓ **[G]**↓ **[C]** ↓



www.bytownukulele.ca

[BACK TO SONGLIST](#)

She's Not There (Simplified)

The Zombies

Time = 4/4, Tempo = 130, Resolution (-) = 8th note

Legend : + = mute string (stop sound)

|: Nx :| = repeat N times the slice between |: and :|

INTRO:

G|-----2|
D|-----|
A|-----|
E|-----|

BRIDGE:

G|-----|-----|-----|-----|
D|--2-042-|--2-042-|--2-042-|--2-042-|
A|0--0----|0--0----|0--0----|0--0----|
E|-----|-----|-----|-----|

VERSE A:

G|-----|-----|-----|-----|-----|-----|-----|-----|
D|--2-042-|--2-042-|---23-32|--2-042-|--2-042-|--2-042-|---23-32|--2-0423|
A|0--0----|0--0----|0-3-----|0--0----|0--0----|0--0----|0-3-----|0--0----|
E|-----|-----|-----|-----|-----|-----|-----|-----|

VERSE B:

G|-----|-----|-----|-----|-----|-----|-----|-----|
D|4--43--3|---2---|2--2--2-|---2--2|4--43--3|-----1|22222222|22222222|
A|-----|0--3--3-|---2--0|0--3--3-|-----|3--33-3-|-----|-----|
E|-----|-----|-----|-----|-----|-----|-----|-----|

CHORUS A:

G|--2-----|--20----|--2-----|--20----|--2-----|-----|-----|
D|---0-4-|---3333|---0-4-|---3-3-|---0-44|-----|---20-2-|
A|0-----|0-----|0-----|0-----|0-----|00000000|003--3-3|
E|-----|-----|-----|-----|-----|-----|-----|

BRIDGE:

G|-----|-----|-----|-----|
D|--2-042-|--2-042-|--2-042-|--2-042-|
A|0--0----|0--0----|0--0----|0--0----|
E|-----|-----|-----|-----|

VERSE A:

G|-----|-----|-----|-----|-----|-----|-----|-----|
D|--2-042-|--2-042-|---23-32|--2-042-|--2-042-|--2-042-|---23-32|--2-0423|
A|0--0----|0--0----|0-3-----|0--0----|0--0----|0--0----|0-3-----|0--0----|
E|-----|-----|-----|-----|-----|-----|-----|-----|

VERSE B:

G|-----|-----|-----|-----|-----|-----|-----|-----|
D|4--43--3|---2---|2--2--2-|---2--2|4--43--3|-----1|22222222|22222222|
A|-----|0--3--3-|---2--0|0--3--3-|-----|3--33-3-|-----|-----|
E|-----|-----|-----|-----|-----|-----|-----|-----|

CHORUS B:

G|-----|--20----|--22----|--20----|--22----|-----|-----|
D|---0044|---3333|---0-4-|---3333|---0-44|-----|-----|
A|00+0----|00-----|00-----|0-----|00-----|00000000|0-+-----|
E|-----|-----|-----|-----|-----|-----|-----|

BRIDGE (SOLO):

|: 7x :|
G|-----|-----|-----|
D|--2-042-|-----|-----|
A|0--0----|00000000|00000000|
E|-----|-----|-----|

VERSE B:

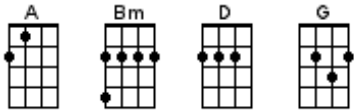
G|-----|-----|-----|-----|-----|-----|-----|-----|
D|4--43--3|---2---|2--2--2-|---2--2|4--43--3|-----1|22222222|22222222|
A|-----|0--3--3-|---2--0|0--3--3-|-----|3--33-3-|-----|-----|
E|-----|-----|-----|-----|-----|-----|-----|-----|

CHORUS B:

G|-----|--20----|--22----|--20----|--22----|-----|-----|
D|---0044|---3333|---0-4-|---3333|---0-44|-----|-----|
A|00+0----|00-----|00-----|0-----|00-----|00000000|0-+-----|
E|-----|-----|-----|-----|-----|-----|-----|

Shotgun

George Ezra, Joel Pott, Fred Gibson 2018



INTRO: / 1 2 3 4 / [D^{'''}]_↓ / [G^{'''}]_↓ / [BmF#^{'''}]_↓ / [AC#^{'''}]_↓ / (Vibrato)

[D] Home grown alligator [G] see you later
 Gotta hit the [Bm] road, gotta hit the [A] road
 The [D] sun had changed in the atmosphere
 [G] Architecture unfamiliar [Bm] I could get used to this [A]

[D] Time flies by in the [G] yellow and green
 Stick a-[Bm]round and you'll see what I [A] mean
 There's a [D] mountain top, that [G] I'm dreaming of
 If you [Bm] need me you know where I'll [A]_↓ be

TYP.

[D]	[G]	[Bm]	[A]
G ----- -----0-2-0--- ----- -----			
D -0---0---2-4-2--- -----0----- -----0---4-5-4--- -----2-4-2---			
A ----- ----- ----- -----			-4---4-----
E ----- ----- ----- -----			
1 + 2 + 3 + 4 +	1 + 2 + 3 + 4 +	1 + 2 + 3 + 4 +	1 + 2 + 3 + 4 +

CHORUS:

I'll be riding [D] shotgun, underneath the [G] hot sun
 Feeling like a [Bm] someone (someone [A] someone)
 I'll be riding [D] shotgun, underneath the [G] hot sun
 Feeling like a [Bm] someone [A]

[D] South of the equator [G] navigator
 Gotta hit the [Bm] road, gotta hit the [A] road
 [D] Deep sea diving round the clock
 Bi-[G]kini bottoms, lager tops [Bm] I could get used to this [A]

[D] Time flies by in the [G] yellow and green
 Stick a-[Bm]round and you'll see what I [A] mean
 There's a [D] mountain top, that [G] I'm dreaming of
 If you [Bm] need me you know where I'll [A]_↓ be

CHORUS:

I'll be riding [D] shotgun, underneath the [G] hot sun
 Feeling like a [Bm] someone (someone [A] someone)
 I'll be riding [D] shotgun, underneath the [G] hot sun
 Feeling like a [Bm] someone [A]_↓

BRIDGE:

We got [D] two in the front [G] two in the back
[Bm] Sailing along, and we [A] don't look ba-a-ack
[D] Ba-a-ack ba-a-ack [G] back back, back back / [Bm] / [A] /

< A CAPELLA – clapping or Z chord on 2 & 4 >

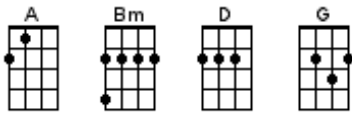
[D']↓ Time flies by in the [G']↓ yellow and green
Stick a-[B'm]↓round and you'll see what I [A']↓ mean
There's a [D']↓ mountain top, that [G']↓ I'm dreaming of
If you [B'm]↓ need me you know where I'll [A']↓ be

CHORUS:

I'll be riding [D']↓ ↓ shotgun, underneath the [G']↓ ↓ hot sun
Feeling like a [B'm]↓ ↓ someone (someone [A']↓ ↓ someone)
I'll be riding [D']↓ ↓ shotgun, underneath the [G']↓ ↓ hot sun
Feeling like a [B'm]↓ ↓ someone [A']↓ ↓

I'll be riding [D] shotgun, underneath the [G] hot sun
Feeling like a [Bm] someone (someone [A] someone)
I'll be riding [D] shotgun underneath the [G] hot sun
Feeling like a [B'mA] someone, a [F# E] someone, a [AD B] someone, a [A F#,]
someone

[D] / [G] / [Bm] / [A] /
[D] / [G] / [Bm] / [A] / [D]↓

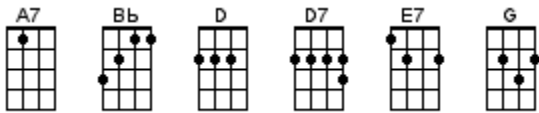


www.bytownukulele.ca

[BACK TO SONGLIST](#)

Singing Away My Blues

T.C. Connors, a.k.a. Stompin' Tom 1972



[D]↓ ↓ [Bb]↓ [A7]↓ [D]↓ [D]↓

G|-----|-----|-----|-----|-----|-----|

D|-----0---|---4---4---|-----0-|-3-----2-----|-----0---|-----0---|

A|-0---2-----|-----|-----|-----|-----|-----|

E|-----|-----|-----|-----|-----|-----|

| 2 + 3 + 4 + | 1 + 2 + 3 + 4 + | 1 + 2 + 3 + 4 + | 1 + 2 + 3 + 4 + | 1 +

INTRO: / 1 2 3 4 / 1

I feel like / [D]↓ sing-↓in' ↑↓ a-[Bb]↓way ↓ [A7]↓ my ↓ / [D]↓ blues ↓ ↑↑↑ / [D]↓

Well, well, my [D] heartaches are all gone

I feel a [D] song comin' on

I feel like [D]↓ sing-↓in' ↑↓ a-[Bb]↓way ↓ [A7]↓ my ↓ [D] blues [D]

I got my [D] fingers in a snap

I got my [D] toes in a tap

I feel like [D]↓ sing-↓in' ↑↓ a-[Bb]↓way ↓ [A7]↓ my ↓ [D] blues [D7]

CHORUS:

Not a [G] worry, not a care

No re-[D]grets and no despair

I'm re-[E7]cuperatin' fast

From a [A7]↓ dark and dismal [A7]↓ past / tap tap tap / tap

G|-----|-----|-----|-----|-----|-----|

D|-----2---|-----|-----|-----|-----|-----|

A|-0-----2-4-----|-----|-----|-----|-----|-----|

| 1 + 2 + 3 + 4 + | 1 + 2 + 3 + 4 + | 1

Well, well, my [D] heartaches are all gone

I feel a [D] song comin' on

I feel like [D]↓ sing-↓in' ↑↓ a-[Bb]↓way ↓ [A7]↓ my ↓ [D] blues [D]

INSTRUMENTAL:

Well, well, my [D] heartaches are all gone

I feel a [D] song comin' on

I feel like [D] ↓ sing-↓in' ↑↓ a-[Bb]↓way ↓ [A7]↓ my ↓ [D]↓ blues ↓ ↑↑↑ [D]↓

I gave that [D] window blind a tear

Took a big [D] breath of good fresh air

I feel like [D]↓ sing-↓in' ↑↓ a-[Bb]↓way ↓ [A7]↓ my ↓ [D] blues [D]

I gave my [D] face a water splash

Threw my [D] troubles in the trash

I feel like [D]↓ don-↓nin' ↑↓ my [Bb]↓ dan↓-[A7]↓cin' ↓ [D] shoes [D7]

CHORUS:

Not a [G] worry, not a care
No re-[D]grets and no despair
I'm re-[E7]cuperatin' fast

From a [A7]↓ dark and dismal [A7]↓ past / tap tap tap / tap

G	-----	-2-
D	-----	2--- ---
A	0-----	2-4----- ---
	1 + 2 + 3 + 4 +	1 + 2 + 3 + 4 + 1

Well, well, my [D] heartaches are all gone
I feel a [D] song comin' on
I feel like [D]↓ sing-↓in' ↑ a-[Bb]↓way ↓ [A7]↓ my ↓ [D] blues [D]
I got my [D] fingers in a snap
I got my [D] toes in a tap
I feel like [D]↓ don-↓nin' ↑ my [Bb]↓ dan↓-[A7]↓cin' ↓ [D] shoes [D7]

CHORUS:

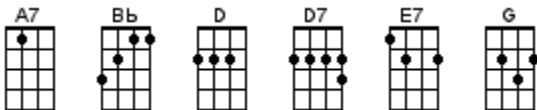
Not a [G] worry, not a care
No re-[D]grets and no despair
I'm re-[E7]cuperatin' fast

From a [A7]↓ dark and dismal [A7]↓ past / tap tap tap / tap

G	-----	-2-
D	-----	2--- ---
A	0-----	2-4----- ---
	1 + 2 + 3 + 4 +	1 + 2 + 3 + 4 + 1

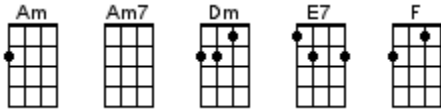
Well, well, my [D] heartaches are all gone
I feel a [D] song comin' on
I feel like [D]↓ sing-↓in' ↑ a-[Bb]↓way ↓ [A7]↓ my ↓ [D] blues [D]
I feel like [D]↓ sing-↓in' ↑ a-[Bb]↓way ↓ [A7]↓ my ↓ [D] blues [D]
I feel like / [D]↓ sing-↓in' ↑ a-/[Bb]↓way ↓ [A7]↓ my ↓ / [D]↓ blues ↓ ↑↑↑ /

[D]↓[A7]↓[D]↓



Sixteen Tons

Merle Travis 1946 (lyrics in this arrangement from Tennessee Ernie Ford 1955 version)



< SINGING NOTE: A >

INTRO: / 1 2 / 1 2 /

A' E' C A E, F# G# A
[Am] Do do do do [E7] do do do [Am] do / [Am] / [Am]

Some [Am] people say a [Am7] man is [F] made out of [E7] mud
A [Am] poor man's [Am7] made out of [F] muscle and [E7] blood
[Am] Muscle and blood and [Dm] skin and bones
A [Am] mind that's weak and a back that's [E7] strong

CHORUS:

You load [Am] sixteen [Am7] tons [F] what do you [E7] get?
A-[Am]nother day [Am7] older and [F] deeper in [E7] debt
Saint [Am] Peter, don't you call me 'cause [Dm] I can't go
I [Am]↓ owe my soul to the [E7]↓ company [Am]↓ store

A' E' C A E, F# G# A
[Am] Do do do do [E7] do do do [Am] do / [Am] / [Am]

I was [Am] born one [Am7] morning when the [F] sun didn't [E7] shine
I [Am] picked up my [Am7] shovel and I [F] walked to the [E7] mine
I loaded [Am] sixteen tons of [Dm] number nine coal
And the [Am] straw boss said, "Well, a-bless my [E7] soul!"

CHORUS:

You load [Am] sixteen [Am7] tons [F] what do you [E7] get?
A-[Am]nother day [Am7] older and [F] deeper in [E7] debt
Saint [Am] Peter, don't you call me 'cause [Dm] I can't go
I [Am]↓ owe my soul to the [E7]↓ company [Am]↓ store

A' E' C A E, F# G# A
[Am] Do do do do [E7] do do do [Am] do / [Am] / [Am]

I was [Am] born one [Am7] mornin' it was [F] drizzlin' [E7] rain
[Am] Fightin' and [Am7] trouble are [F] my middle [E7] name
I was [Am] raised in the canebreak by an [Dm] old mamma lion
Cain't no [Am] high-toned woman make me [E7] walk the line

CHORUS:

You load [Am] sixteen [Am7] tons [F] what do you [E7] get?
A-[Am]nother day [Am7] older and [F] deeper in [E7] debt
Saint [Am] Peter, don't you call me 'cause [Dm] I can't go
I [Am]↓ owe my soul to the [E7]↓ company [Am]↓ store

A' E' C A E, F# G# A

[Am] Do do do do **[E7]** do do do **[Am]** do / **[Am]** / **[Am]**

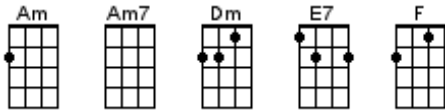
If you **[Am]** see me **[Am7]** comin' better **[F]** step a-**[E7]**side
A **[Am]** lot of men **[Am7]** didn't, a **[F]** lot of men **[E7]** died
[Am] One fist of iron, the **[Dm]** other of steel
If the **[Am]** right one don't get you then the **[E7]** left one will

CHORUS:

You load **[Am]** sixteen **[Am7]** tons **[F]** what do you **[E7]** get?
A-**[Am]**nother day **[Am7]** older and **[F]** deeper in **[E7]** debt
Saint **[Am]** Peter, don't you call me 'cause **[Dm]** I can't go
I **[Am]**↓ owe my soul to the **[E7]**↓ company **[Am]**↓ store

A' E' C A E, F# G# A↓

[Am] Do do do do **[E7]** do do do **[Am]**↓ do



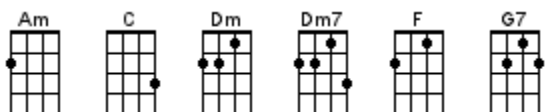
www.bytownukulele.ca

[BACK TO SONGLIST](#)

Skye Boat Song

Lyrics: Sir Harold Boulton Music: is an air collected by Anne Campbelle MacLeod
 First published 1884

Cymbal roll



INTRO: < LOW G riff > / 1 2 3 / 1 2 3 /

	[C]	[Am]	[Dm7]	[G7]	
A	-----	-----	-----	-----	
E	-3-----3-	-3---1---0-	-----	-----0---1-	
C	-----	-----	-2-----2-	-2-----	
G	-----	-----	-----	-----	
	1 + 2 + 3 +	1 + 2 + 3 +	1 + 2 + 3 +	1 + 2 + 3 +	

	[C]	[F]	[C]	[C]	
A	-----	-----	-----	-----	
E	-0-----0-	-----	-----	-----	
C	-----2-	-----	-0-----	-0-----	
G	-----	-2-----2-	-----	-----	
	1 + 2 + 3 +	1 + 2 + 3 +	1 + 2 + 3 +	1 + 2 + 3 +	

[C] Speed bonnie [Am] boat, like a [Dm7] bird on the [G7] wing
 [C] "Onward!" the [F] sailors [C] cry [G7]
 [C] Carry the [Am] lad that's [Dm7] born to be [G7] King
 [C] Over the [F] sea to [C] Skye [C]

[Am] Loud the winds [AmC E] howl [Dm] loud the waves [DmF A] roar
 [Am] Thunderclaps [F] rend the [Am] air [Am]
 [Am] Baffled our [AmC E] foes [Dm] stand by the [DmC B] shore
 [Am] Follow they [F] will not [A'm] dare [G'7D B,]

Cymbal roll

[C] Speed bonnie [Am] boat, like a [Dm7] bird on the [G7] wing
 [C] "Onward!" the [F] sailors [C] cry [G7]
 [C] Carry the [Am] lad that's [Dm7] born to be [G7] King
 [C] Over the [F] sea to [C] Skye [C]

[Am] Though the waves [AmC E] leap [Dm] soft shall ye [DmF A] sleep
 [Am] Ocean's a [F] royal [Am] bed [Am]
 [Am] Rocked in the [AmC E] deep [Dm] Flora will [DmC B] keep
 [Am] Watch by your [F] weary [A'm] head [G'7D B,]

[C] Speed bonnie [Am] boat like a [Dm7] bird on the [G7] wing
 [C] "Onward!" the [F] sailors [C] cry [G7]
 [C] Carry the [Am] lad that's [Dm7] born to be [G7] King
 [C] Over the [F] sea to [C] Skye [C]

[Am] Many's the [AmC E] lad [Dm] fought on that [DmF A] day
 [Am] Well the clay-[F]more could [Am] wield [Am]
 [Am] When the night [AmC E] came [Dm] silently [DmC B] lay
 [Am] Dead on [F] Culloden's [A'm] field [G7D B,]

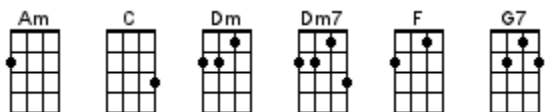
[C] Speed bonnie [Am] boat like a [Dm7] bird on the [G7] wing
 [C] "Onward!" the [F] sailors [C] cry [G7]
 [C] Carry the [Am] lad that's [Dm7] born to be [G7] King
 [C] Over the [F] sea to [C] Skye [C]

[Am] Burned are our [AmC E] homes [Dm] exile and [DmF A] death
 [Am] Scatter the [F] loyal [Am] men [Am]
 [Am] Yet e'er the [AmC E] sword [Dm] cool in the [DmC B] sheath
 [Am] Charlie will [F] come [A'm] again [G7D B,]

[C] Speed bonnie [Am] boat, like a [Dm7] bird on the [G7] wing
 [C] "Onward!" the [F] sailors [C] cry [G7]
 [C] Carry the [Am] lad that's [Dm7] born to be [G7] King
 [C] Over the [F] sea to [C] Skye [C]

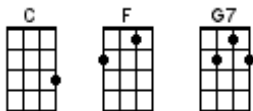
	[C]	[Am]	[Dm7]	[G7]	
A	-----	-----	-----	-----	-----
E	-3-----3---	-3---1---0---	-----	-----0---1---	-----
C	-----	-----	-2-----2---	-2-----	-----
G	-----	-----	-----	-----	-----
	1 + 2 + 3 +	1 + 2 + 3 +	1 + 2 + 3 +	1 + 2 + 3 +	

	[C]	[F]	[C]↓	
A	-----	-----	-----	-----
E	-0-----0---	-----	-----	-----
C	-----2---	-----	-0-----	-----
G	-----	-2-----2---	-----	-----
	1 + 2 + 3 +	1 + 2 + 3 +	1 + 2 + 3 +	



Sloop John B

Folk song (circa 1917)



Just play the Root on the 1st. beat on the **INTRO** and 1st. verse and then the Root and Fifth for the rest of the song starting in the 1st. **CHORUS**.

INTRO: / 1 2 3 4 / [C] / [C]

[C]									
G -----	-----	-----	-----	-----	-----	-----	-----	-----	-----
D -----	-----	-----	-----	-----	-----	-----	-----	-----	-----
A -3-----	-----	-----	-----	-----	-----	-----	-----	-----	-----
E -----	-----	-----	-----	-----	-----	-----	-----	-----	-----
1 2 3 4	1 2 3 4								
[C]						[G7]			
G -----	-----	-----	-----	-----	-----	-----	-----	-----	-----
D -----	-----	-----	-----	-----	-----	-----	-----	-----	-----
A -3-----	-----	-----	-----	-----	-----	-----	-----	-----	-----
E -----3---	-----3---	-----3---	-----3---	-----3---	-----3---	-----3---	-----3---	-----3---	-----3---
1 2 3 4	1 2 3 4	1 2 3 4	1 2 3 4	1 2 3 4	1 2 3 4	1 2 3 4	1 2 3 4	1 2 3 4	1 2 3 4
[C]	[C]	[F]		[C]	[G7]	[C]			
G -----	-----	-----	-----	-----	-----	-----	-----	-----	-----
D -----	-----	-----	-----	-----	-----	-----	-----	-----	-----
A -3-----	-----	-----	-----	-----	-----	-----	-----	-----	-----
E -----3---	-----3---	-----3---	-----3---	-----3---	-----3---	-----3---	-----3---	-----3---	-----3---
1 2 3 4	1 2 3 4	1 2 3 4	1 2 3 4	1 2 3 4	1 2 3 4	1 2 3 4	1 2 3 4	1 2 3 4	1 2 3 4

We [C] come on the sloop John B, my grandfather and me
A-[C]round Nassau town, we did [G7] roam [G7]
Drinkin' all [C] night, got into a [F] fight [F]
Well, I [C] feel so broke up [G7] I wanna go [C] home [C]

CHORUS:

So [C] hoist up the John B's sails, see how the mainsail sets
[C] Call for the Captain ashore and let me go [G7] home [G7]
Let me go [C] home, I wanna go [F] home, yeah, yeah
Well, I [C] feel so broke up [G7] I wanna go [C] home [C]

The [C] first mate he got drunk, and broke in the Captain's trunk
The [C] constable had to come, and take him a-[G7]way [G7]
Sheriff John [C] Stone, why don't you leave me a-[F]lone, yeah, yeah
Well, I [C] feel so broke up [G7] I wanna go [C] home [C]

CHORUS:

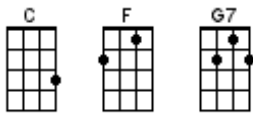
So [C] hoist up the John B's sails, see how the mainsail sets
[C] Call for the Captain ashore and let me go [G7] home [G7]
Let me go [C] home, I wanna go [F] home, yeah, yeah,
Well, I [C] feel so broke up [G7] I wanna go [C] home [C]

	[C]					[G7]	
G	-----	-----	-----	-----	-----	-----	-----
D	-----	-----	-----	-----	-----	-----	-----
A	-3-----	-3-----	-3-----	-3-----	-3-----	-----5---	-----0-2-
E	-----3---	-----3---	-----3---	-----3---	-----3---	-----3---	-----3-3---
	1 2 3 4	1 2 3 4	1 2 3 4	1 2 3 4	1 2 3 4	1 2 3 4	1 2 3 4
	[C]	[C]	[F]		[C]	[G7]	[C]
G	-----	-----	-----	-----	-----	-----	-----
D	-----	-----0-2-	-3-----	-3-3-2-0-	-----	-----	-----
A	-3-----	-3-3-----	-----3---	-----	-3-----	-----5---	-3-----
E	-----3---	-----	-----	-----	-----3---	-3-----	-----3---
	1 2 3 4	1 2 3 4	1 2 3 4	1 2 3 4	1 2 3 4	1 2 3 4	1 2 3 4

The [C] poor cook he caught the fits, threw away all my grits
 And [C] then he took, and he ate up all of my [G7] corn [G7]
 Let me go [C] home, why don't they let me go [F] home? [F]
 This [C] is the worst trip [G7] I've ever been [C] on! [C]

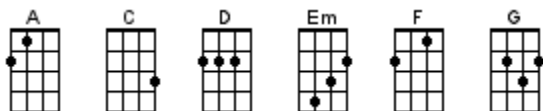
CHORUS:

So [C] hoist up the John B's sails, see how the mainsail sets
 [C] Call for the Captain ashore and let me go [G7] home [G7]
 Let me go [C] home, I wanna go [F] home, yeah, yeah,
 Well, I [C] feel so broke up [G7] I wanna go [C] home [C]↓ [G7]↓ [C]↓



Soak Up The Sun

Sheryl Crow 2002



INTRO: / 1 2 3 4 /

[D] / [A][G] / [D] / [A][G] /
[D] / [A][G] / [D] / [A][G] /

G|-----|-----|
 D|-----4-----|-----|
 A|-----5-----|-----|
 E|-5-3-5-----5-|---5---3-3-----| x4
 | 1 + 2 + 3 + 4 + | 1 + 2 + 3 + 4 + |

[D] My friend the [A] commu-[G]nist typ. E|-5-3-5-----5-|---5---3-3-----|
 [D] Holds meetings [A] in his [G] RV | 1 + 2 + 3 + 4 + | 1 + 2 + 3 + 4 + |
 [D] I can't af-[A]ford his [G] gas
 [D] So I'm stuck here [A] watching [G] TV / [D] / [A][G] /

[D] I don't have [A] digi-[G]tal
 [D] I don't have [A] diddly [G] squat
 [D] It's not having [A] what you [G] want
 [D] It's wanting [A] what you've [G] got

CHORUS: / - - - / - - - / typ. on chorus

[D] I'm... [D] gonna soak up the [A] sun
 [A] I'm gonna tell every-[Em]one [F#] to [GD] ligh-[B]ten [A] up
 [A] I'm gonna tell `em that
 [D] I've... [D] got no one to [A] blame
 [A] For every time I feel [Em] lame [F#] I'm [GD] loo-[B]king [A] up
 [A] I'm gonna soak up the [D] sun
 [A] I'm gonna [G] soak up the [D] sun / [A][G] /

[D] I've got a [A] crummy [G] job
 [D] It don't pay [A] near e-[G]nough
 [D] To buy the [A] things it [G] takes
 [D] To win me [A] some of [G] your love

BRIDGE:
 [D] Every time I [A] turn around
 I'm [C] looking up, you're [G] looking down
 [D] Maybe something's [A] wrong with you
 That [F] makes you act the [G] way you do

CHORUS:

/ - - - / - - - / typ. on chorus

[D] I'm... [D] gonna soak up the [A] sun
 [A] I'm gonna tell every-[Em]one [F#] to [GD] ligh-[B]ten [A] up
 [A] I'm gonna tell 'em that
 [D] I've... [D] got no one to [A] blame
 [A] For every time I feel [Em] lame [F#] I'm [GD] loo-[B]king [A] up
 [A] I'm gonna soak up the [D] sun / [A][G] while it's still / [D] free
 [A] I'm gonna [G] soak up the [D] sun
 [A] Before it [G] goes out on [D] me / [A][G] /

[D] Don't have no [A] master [G] suite
 [D] But I'm still the [A] king of [G] me
 [D] You have a [A] fancy [G] ride, but baby
 [D] I'm the one who [A] has the [G] key

BRIDGE:

[D] Every time I [A] turn around
 I'm [C] looking up, you're [G] looking down
 [D] Maybe something's [A] wrong with you
 That [F] makes you act the [G] way you do
 [F] Maybe I am [G] crazy too

CHORUS:

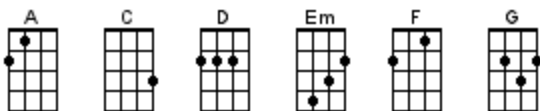
/ - - - / - - - / typ. on chorus

[D] I'm... [D] gonna soak up the [A] sun
 [A] I'm gonna tell every-[Em]one [F#] to [GD] ligh-[B]ten [A] up
 [A] I'm gonna tell 'em that
 [D] I've... [D] got no one to [A] blame
 [A] For every time I feel [Em] lame [F#] I'm [GD] loo-[B]king [A] up

CHORUS:

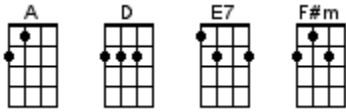
[D] I'm... [D] gonna soak up the [A] sun
 [A] I'm gonna tell every-[Em]one [F#] to [GD] ligh-[B]ten [A] up (to lighten
 [A] up) I'm gonna tell 'em that
 [D] I've... [D] got no one to [A] blame
 [A] For every time I feel [Em] lame [F#] I'm [GD] loo-[B]king [A] up
 (I'm looking [A] up)

[D] I'm... [D] gonna soak up the [A] sun
 [A] I've got my forty-five [Em]↓ on
 So [G]↓ I can rock [A]↓ on



Stand By Me

Ben E. King, Jerry Leiber, Mike Stoller 1961



INTRO: / 1 2 3 4 /

[A]		[F#m]	
G -2-----2-----1-	-2-----2-----2-1-	-----	-----
D (7) --- (7) ----2(6)	(7) --- (7) --- (7-6)	-4-----4-----2---	-4-----4-----4-2-
A ----- (7) --	-----	-----	----- (7)
E -----	-----	-----	-----
1 + 2 + 3 + 4 +	1 + 2 + 3 + 4 +	1 + 2 + 3 + 4 +	1 + 2 + 3 + 4 +
[D]	[E7]	[A]	
G -----	-----1-	-2-----2-----1-	-2-----2-----1-
D -0-----0-----0-4-	-2-----2-----2---	-----2---	-----2---
A (5) --- (5) --- (5) --	-----	-----	-----
E -----	-----	-----	-----
1 + 2 + 3 + 4 +	1 + 2 + 3 + 4 +	1 + 2 + 3 + 4 +	1 + 2 + 3 + 4 +

[A] / [A] / [F#m] / [F#m] /
[D] / [E7] / [A] / [A]

When the [A] night, has come [F#m] and the land is dark
And the [D] moon, is the [E7] only light we'll [A] see [A]
No I [A] won't, be afraid, oh I [F#m] won't be afraid
Just as [D] long, as you [E7] stand, stand by [A] me

So [A] darling, darling, stand by me, oh-oh [F#m] stand by me
Oh [D] stand [E7] stand by me [A] stand by me [A]

If the [A] sky, that we look upon [F#m] should tumble and fall
Or the [D] mountain, should [E7] crumble to the [A] sea [A]
I won't [A] cry, I won't cry, no, I [F#m] won't shed a tear
Just as [D] long, as you [E7] stand, stand by [A] me

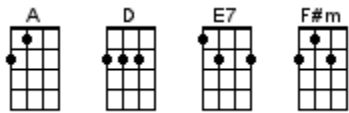
And [A] darling, darling, stand by me, wo-oh [F#m] stand by me
Whoah [D] stand now [E7] stand by me [A] stand by me [A]

INSTRUMENTAL: < OPTIONAL >

If the [A] sky that we look upon [F#m] should tumble and fall
Or the [D] mountain should [E7] crumble to the [A] sea [A]
I won't [A] cry, I won't cry, no, I [F#m] won't shed a tear
Just as [D] long, as you [E7] stand, stand [A] by me

[A]		[F#m]	
G -2-----2-----1-	-2-----2-----2-1-	-----	-----
D -----2----	-----	-4-----4-----2----	-4-----4-----4-2-
A -----	-----	-----	-----
E -----	-----	-----	-----
1 + 2 + 3 + 4 +	1 + 2 + 3 + 4 +	1 + 2 + 3 + 4 +	1 + 2 + 3 + 4 +
[D]	[E7]	[A]	
G -----	-----1-	-2-----2-----1-	-2-----2-----1-
D -0-----0-----0-4-	-2-----2-----2----	-----2----	-----2----
A -----	-----	-----	-----
E -----	-----	-----	-----
1 + 2 + 3 + 4 +	1 + 2 + 3 + 4 +	1 + 2 + 3 + 4 +	1 + 2 + 3 + 4 +

[A] Darling, darling, stand by me, oh [F#m] stand by me
 Oh [D] stand now, stand [E7] by me, stand [A] by me
 When-[A]ever you're in trouble won't you [A] stand, by me
 Oh [F#m] stand by me
 Woah just [D] stand now, oh [E7] stand, stand by [A] me [A]↓

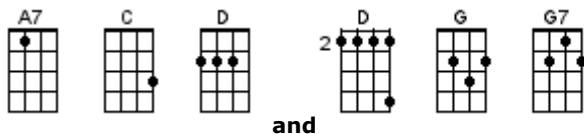


Alternate Fingering

[A]		[F#m]	
G -----	-----	-----	-----
D -7-----7-----6-	-7-----7-----7-6-	-4-----4-----	-4-----4-----4----
A -----7----	-----	-----7----	-----7----
E -----	-----	-----	-----
1 + 2 + 3 + 4 +	1 + 2 + 3 + 4 +	1 + 2 + 3 + 4 +	1 + 2 + 3 + 4 +
[D]	[E7]	[A]	
G -----	-----	-----	-----
D -----4-	-----6-	-7-----7-----6-	-7-----7-----6-
A -5-----5-----5----	-7-----7-----7----	-----7----	-----7----
E -----	-----	-----	-----
1 + 2 + 3 + 4 +	1 + 2 + 3 + 4 +	1 + 2 + 3 + 4 +	1 + 2 + 3 + 4 +

Stuck In The Middle With You

Gerry Rafferty and Joe Egan 1972 (recorded by Stealers Wheel)



and

| 1 & 2 & 3 & 4 & |
 | D D F#A B A |
 | G G B D E D |

INTRO: / 1 2 3 4 / [D] / [D] / [D] / [D]

OPTION A:

[D]			
G -----2-4-2- -----2-4-2- -----2-4-2- -----2-4-2-			
D -0---0---4----- -----0---0---4----- -----0---0---4----- -----0---0---4-----			
A ----- ----- ----- -----			
E ----- ----- ----- -----			
1 + 2 +a3 + 4 + 1 + 2 +a3 + 4 + 1 + 2 +a3 + 4 + 1 + 2 +a3 + 4 +			
[G7]	[D]		
G -----4-7-9-7- -----4-7-9-7- -----2-4-2- -----2-4-2-			
D -5---5----- -----5---5----- -----0---0---4----- -----0---0---4-----			
A ----- ----- ----- -----			
E ----- ----- ----- -----			
1 + 2 +a3 + 4 + 1 + 2 +a3 + 4 + 1 + 2 +a3 + 4 + 1 + 2 +a3 + 4 +			

OPTION B:

[D]			
G ----- ----- ----- -----			
D ----- ----- ----- -----			
A -5---5-----2--- -----5---5-----2--- -----5---5-----2--- -----5---5-----2---			
E -----22-5---5- -----22-5---5- -----22-5---5- -----22-5---5-			
1 + 2 + 3 + 4 + 1 + 2 +a3 + 4 + 1 + 2 +a3 + 4 + 1 + 2 +a3 + 4 +			
[G7]	[D]		
G ----- ----- ----- -----			
D -5---5-----2--- -----5---5-----2--- ----- -----			
A -----22-5---5- -----22-5---5- -----5---5-----2--- -----5---5-----2---			
E ----- ----- -----22-5---5- -----22-5---5-			
1 + 2 +a3 + 4 + 1 + 2 +a3 + 4 + 1 + 2 +a3 + 4 + 1 + 2 +a3 + 4 +			

Well, I [D] don't know why I came here tonight
 I got the [D] feelin' that somethin' ain't right
 I'm so [G7] scared in case I fall off my chair
 And I'm [D] wonderin' how I'll get down the stairs
 [A7] Clowns to left of me [C] jokers to the [G] right
 Here I [D] am stuck in the middle with you

Yes, I'm [D] stuck in the middle with you
 And I'm [D] wonderin' what it is I should do
 It's so [G7] hard to keep this smile from my face
 Lose con-[D]trol, yeah I'm all over the place
 [A7] Clowns to left of me [C] jokers to the [G] right
 Here I [D] am stuck in the middle with you

[G]		[D]	
G -----2-4-2- -----2-4-2-		G -----2-4-2- -----2-4-2-	
D -5-5-5-5-5-5-5-5-5-	-5-5-5-5-5-5-5-5-5-	D -0---0---4-----	-0---0---4-----
A -----		A -----	
E -----		E -----	
1 + 2 + 3 + 4 +	1 + 2 + 3 + 4 +	1 + 2 +a3 + 4 +	1 + 2 +a3 + 4 +
[G]		[D] (COWBELL 2 & 4)	
G -----		G -----	
D -5-5-5-5-5-5-5-5-5-	-5-5-5-5-5-5-5-5-5-	D -----	
A -----		A -5-- (5) ----- (5) --	----- (5) ----- (5) --
E -----		E -----	
1 + 2 + 3 + 4 +	1 + 2 + 3 + 4 +	1 + 2 + 3 + 4 +	1 + 2 + 3 + 4 +
[A7]			
G -----		G -----	
D -----		D -----	
A -5-- (5) ----- (5) --	----- (5) ----- (5) --	A -----	
E -----		E -----	
1 + 2 + 3 + 4 +	1 + 2 + 3 + 4 +		
[D]			
G -----2-4-2- -----2-4-2-	-----2-4-2- -----2-4-2-	G -----2-4-2- -----2-4-2-	-----2-4-2-
D -0---0---4-----	-0---0---4-----	D -0---0---4-----	-0---0---4-----
A -----		A -----	
E -----		E -----	
1 + 2 +a3 + 4 +	1 + 2 +a3 + 4 +	1 + 2 +a3 + 4 +	1 + 2 +a3 + 4 +

Well, you **[G]** started off with nothin'
 And you're **[G]** proud that you're a self-made man **[D]**
[D] And your **[G]** family all come crawlin'
[G] Slap you on the back and say **[D]**↓ ple-e-e-e-e-ease
[A7]↓ Ple-e-e-e-e-ease **[D] / [D] / [D] / [D] /**

[D]			
G -----2-4-2- -----2-4-2-	-----2-4-2- -----2-4-2-	G -----2-4-2- -----2-4-2-	-----2-4-2-
D -0---0---4-----	-0---0---4-----	D -0---0---4-----	-0---0---4-----
A -----		A -----	
E -----		E -----	
1 + 2 +a3 + 4 +	1 + 2 +a3 + 4 +	1 + 2 +a3 + 4 +	1 + 2 +a3 + 4 +
[G7]		[D]	
G -----4-7-9-7- -----4-7-9-7-	-----4-7-9-7- -----4-7-9-7-	G -----2-4-2- -----2-4-2-	-----2-4-2-
D -5---5-----	-5---5-----	D -0---0---4-----	-0---0---4-----
A -----		A -----	
E -----		E -----	
1 + 2 +a3 + 4 +	1 + 2 +a3 + 4 +	1 + 2 +a3 + 4 +	1 + 2 +a3 + 4 +

[D] Tryin' to make some sense of it all
 But I can **[D]** see it makes no sense at all
 Is it **[G7]** cool to go to sleep on the floor?
 I don't **[D]** think that I can take any more
[A7] Clowns to left of me **[C]** jokers to the **[G]** right
 Here I **[D]** am stuck in the middle with you

[G]		[D]	
G -----2-4-2-	-----2-4-2-	-----2-4-2-	-----2-4-2-
D -5-5-5-5-5-5-5-	-----5-5-5-5-5-5-5-	-----0---0---4-----	-----0---0---4-----
A -----	-----	-----	-----
E -----	-----	-----	-----
1 + 2 + 3 + 4 +	1 + 2 + 3 + 4 +	1 + 2 +a3 + 4 +	1 + 2 +a3 + 4 +
[G]		[D] (COWBELL 2 & 4)	
G -----	-----	-----	-----
D -5-5-5-5-5-5-5-	-----5-5-5-5-5-5-5-	-----	-----
A -----	-----	-----5-- (5)----- (5) --	-----5-----5---
E -----	-----	-----	-----
1 + 2 + 3 + 4 +	1 + 2 + 3 + 4 +	1 + 2 + 3 + 4 +	1 + 2 + 3 + 4 +
[A7]			
G -----	-----	-----	-----
D -----	-----	-----	-----
A -5-- (5) ----- (5) --	----- (5) ----- (5) --	-----	-----
E -----	-----	-----	-----
1 + 2 + 3 + 4 +	1 + 2 + 3 + 4 +		
[D]			
G -----2-4-2-	-----2-4-2-	-----2-4-2-	-----2-4-2-
D -0---0---4-----	-----0---0---4-----	-----0---0---4-----	-----0---0---4-----
A -----	-----	-----	-----
E -----	-----	-----	-----
1 + 2 +a3 + 4 +	1 + 2 +a3 + 4 +	1 + 2 +a3 + 4 +	1 + 2 +a3 + 4 +

And you [G] started off with nothin'
 And you're [G] proud that you're a self-made man [D]
 [D] And your [G] family all come crawlin'
 [G] Slap you on the back and say [D]↓ ple-e-e-e-e-ease
 [A7]↓ Ple-e-e-e-e-ease [D] / [D] / [D] / [D]

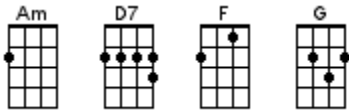
[D]			
G -----2-4-2-	-----2-4-2-	-----2-4-2-	-----2-4-2-
D -0---0---4-----	-----0---0---4-----	-----0---0---4-----	-----0---0---4-----
A -----	-----	-----	-----
E -----	-----	-----	-----
1 + 2 +a3 + 4 +	1 + 2 +a3 + 4 +	1 + 2 +a3 + 4 +	1 + 2 +a3 + 4 +
[G7]		[D]	
G -----4-7-9-7-	-----4-7-9-7-	-----2-4-2-	-----2-4-2-
D -5---5-----	-----5---5-----	-----0---0---4-----	-----0---0---4-----
A -----	-----	-----	-----
E -----	-----	-----	-----
1 + 2 +a3 + 4 +	1 + 2 +a3 + 4 +	1 + 2 +a3 + 4 +	1 + 2 +a3 + 4 +

Well, I [D] don't know why I came here tonight
 I got the [D] feelin' that somethin' ain't right
 I'm so [G7] scared in case I fall off my chair
 And I'm [D] wonderin' how I'll get down those stairs
 [A7] Clowns to left of me [C] jokers to the [G] right
 Here I [D] am stuck in the middle with you
 `Cause I'm [D] stuck in the middle with you
 [D] Stuck in the middle with you
 Here I [D] am stuck in the middle with you [D]²↓ [D]² ↓

Sunglasses At Night

Corey Hart 1984

Cymbal crash (10")



INTRO: / 1 2 3 4 /

[Am] [D7]
A|-----3--2--0--|-----3--2--0--|-----3--2--0--|-----3--2--0--|
E|--0-----|--0-----|--2-----|--2-----|

[F] [G] [Am]
A|-----3--2--0--|-----3--2--0--|-----3--2--0--|-----3--2--0--|
E|--1-----|--1-----|--0-----|--0-----|

[Am] I wear my sunglasses at [F#D7] night, so I can, so I can
[F] Watch you weave then [G] breathe your story [Am] lines [Am]
[Am] And I wear my sunglasses at [F#D7] night, so I can, so I can
[F] Keep track of the [G] visions in my [Am] eyes [Am]

PRE-CHORUS:

While [F] she's de-[G]ceiving me
[F] She cuts my se-[G]curity
Has [F] she got con-[G]trol of me
I [Am] turn to her and [G]↓ say

CHORUS:

[Am] Don't switch the blade on this guy in shades, oh [F] no [F]
[Am] Don't masquerade with this guy in shades, oh [F] no [F] I can't believe it
'Cause [Am] you got it made with this guy in shades, oh [F] no
[D7] / [D7]↓ /

[Am] And I wear my sunglasses at [F#D7] night, so I can, so I can
[F] Forget my name while [G] you collect your [Am] claim [Am]
And [Am] I wear my sunglasses at [F#n D7] night, so I can, so I can
[F] See the light that's [G] right before my [Am] eyes [Am]

PRE-CHORUS:

While [F] she's de-[G]ceiving me
[F] She cuts my se-[G]curity
[F] Has she got con-[G]trol of me
I [Am] turn to her and [G]↓ say

CHORUS:

[Am] Don't switch the blade on this guy in shades, oh [F] no [F]
[Am] Don't masquerade with this guy in shades, oh [F] no [F] I can't believe it
[Am] Don't be afraid of this guy in shades, oh [F] no [F] it can't escape you
'Cause [Am] you got it made with this guy in shades, oh [F] no [F]

[Am] [D7]
A|-----3--2--0--|-----3--2--0--|-----3--2--0--|-----3--2--0--|
E|--0-----|--0-----|--2-----|--2-----|

[F] [G] [Am]
A|-----3--2--0--|-----3--2--0--|-----3--2--0--|-----3--2--0--|
E|--1-----|--1-----|--0-----|--0-----|

OUTRO:

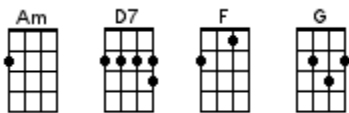
I say [Am] I wear my sunglasses at [D7] night
I wear my [D7] sunglasses at [F] night
I wear my [F] sunglasses at [Am] night
[Am] I say to you now

I wear my [Am] sunglasses at [D7] night
I wear my [D7] sunglasses at [F] night
I wear my [F] sunglasses at [Am] night
[Am] I cry to you

[Am] I wear my sunglasses at [D7] night
I wear my [D7] sunglasses at [F] night
I wear my [F] sunglasses at [Am] night [Am]

[Am] [D7]
A|-----3--2--0--|-----3--2--0--|-----3--2--0--|-----3--2--0--|
E|--0-----|--0-----|--2-----|--2-----|

[F]
A|-----3--2--0--|-----3--2--0--| [Am] ↓
E|--1-----|--1-----|



You **[Db]** know there's nothin' better for your soul
 Than **[C]**↓ lyin' in the sun and listenin' to rock'n'roll

CHORUS:

[E7]	[E7]	[Am]	[E7]	[Am]
G -----	G -----	G -----	G -----	G -----
D -2-2---2-	D -2-2---2-	D -----2-2---2-	D -----2-	D -----2-
A -----2-2---2-	A -----2-2-3-2-	A -0-0---0-	A -0-2---3-	A -----3-
E -----	E -----	E -----	E -----	E -----
1 + 2 + 3 + 4 +	1 + 2 + 3 + 4 +	1 + 2 + 3 + 4 +	1 + 2 + 3 + 4 +	1 + 2 + 3 + 4 +
[D]	[D7]	[G]		
G -----	G -----	G -0-0---0-	G -4-3-2-0-	G -----
D -0-0---0-4-4---4-	D -0-0---0-4-4---4-	D -----0-0---0-	D -----5-4-3-2-	D -----
A -----	A -----	A -----	A -----	A -----
E -----	E -----	E -----	E -----	E -----

[E7] Sunny days **[E7]** ...o-oh
[Am] Sunny **[E7]** sunny, sunny **[Am]** days
[D] Ain't nothin' better in the **[D7]** world you know
 Than **[G]** lyin' in the sun with your radio

[E7]	[E7]	[Am]	[E7]	[Am]
G -----	G -----	G -----	G -----	G -----
D -2-2---2-	D -2-2---2-	D -----2-2---2-	D -----2-	D -----2-
A -----2-2---2-	A -----2-2-3-2-	A -0-0---0-	A -0-2---3-	A -----3-
E -----	E -----	E -----	E -----	E -----
1 + 2 + 3 + 4 +	1 + 2 + 3 + 4 +	1 + 2 + 3 + 4 +	1 + 2 + 3 + 4 +	1 + 2 + 3 + 4 +
[D]	[D7]	[G]		[B] [C]
G -----	G -----	G -0-0---0-	G -4-3-2-0-	G -----
D -0-0---0-4-4---4-	D -0-0---0-4-4---4-	D -----0-0---0-	D -----4-5-	D -----
A -----	A -----	A -----	A -----	A -----
E -----	E -----	E -----	E -----	E -----

[E7] Sunny days **[E7]** ...o-oh
[Am] Sunny **[E7]** sunny, sunny **[Am]** days
[D] Ain't nothin' better in the **[D7]** world you know
 Than **[G]** lyin' in the sun with your radio **[B]**↓

INSTRUMENTAL:

[C]		[D]	
G -----	G -----	G -----	G -----
D -5---5---5---5---	D -5---5---5---6-7-	D -----7---7---7---	D -7---7---7---7-6-
A -----	A -----	A -----	A -----
E -----	E -----	E -----	E -----
1 + 2 + 3 + 4 +	1 + 2 + 3 + 4 +	1 + 2 + 3 + 4 +	1 + 2 + 3 + 4 +
[Db]		[C]	
G -----	G -----	G -----	G -----5-
D -----6---6---6---	D -6---6---6---6-5-	D -----5---5---5---	D -5---7-5-2-0-
A -----	A -----	A -----	A -----3-
E -----	E -----	E -----	E -----
1 + 2 + 3 + 4 +	1 + 2 + 3 + 4 +	1 + 2 + 3 + 4 +	1 + 2 + 3 + 4 +
[C]		[D]	
G -----	G -----	G -----	G -----
D -5---5---5---5---	D -5---5---5---6-7-	D -----7---7---7---	D -7---7---7---7-6-
A -----	A -----	A -----	A -----
E -----	E -----	E -----	E -----
1 + 2 + 3 + 4 +	1 + 2 + 3 + 4 +	1 + 2 + 3 + 4 +	1 + 2 + 3 + 4 +
[Db]		[C]	
G -----	G -----	G -----	G -----
D -----6---6---6---	D -6---6---6---6-5-	D -----5-	D -----0-1-
A -----	A -----	A -----	A -----3-
E -----	E -----	E -----	E -----
1 + 2 + 3 + 4 +	1 + 2 + 3 + 4 +	1 + 2 + 3 + 4 +	1 + 2 + 3 + 4 +

CHORUS:

	[E7]	[E7]	[Am]	[E7]	[Am]
G	-----	-----	-----	-----	-----
D	-2-2---2-----	-2-2---2-----	-----2-2---2-	-----2-2---2-	-----2-----
A	-----2-2---2-	-----2-2-3-2-	-0-0---0-----	-0-0---0-----	-0-2---3-----
E	-----	-----	-----	-----	-----
	1 + 2 + 3 + 4 +	1 + 2 + 3 + 4 +	1 + 2 + 3 + 4 +	1 + 2 + 3 + 4 +	1 + 2 + 3 + 4 +
	[D]	[D7]	[G]		
G	-----	-----	-0-0---0-----	-4-3-2-0-----	-----
D	-0-0---0-4-4---4-	-0-0---0-4-4---4-	-----0-0---0-	-----5-4-3-2-	-----
A	-----	-----	-----	-----	-----
E	-----	-----	-----	-----	-----

[E7] Sunny days [E7] ...o-oh
 [Am] Sunny [E7] sunny, sunny [Am] days
 [D] Ain't nothin' better in the [D7] world you know
 Than [G] lyin' in the sun with your radio

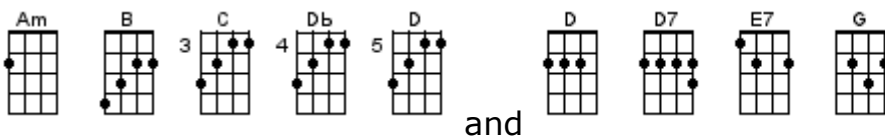
	[E7]	[E7]	[Am]	[E7]	[Am]
G	-----	-----	-----	-----	-----
D	-2-2---2-----	-2-2---2-----	-----2-2---2-	-----2-2---2-	-----2-----
A	-----2-2---2-	-----2-2-3-2-	-0-0---0-----	-0-0---0-----	-0-2---3-----
E	-----	-----	-----	-----	-----
	1 + 2 + 3 + 4 +	1 + 2 + 3 + 4 +	1 + 2 + 3 + 4 +	1 + 2 + 3 + 4 +	1 + 2 + 3 + 4 +
	[D]	[D7]	[G]		[B] [C]
G	-----	-----	-0-0---0-----	-4-3-2-0-----	-----
D	-0-0---0-4-4---4-	-0-0---0-4-4---4-	-----0-0---0-	-----4-5-----	-----
A	-----	-----	-----	-----	-----
E	-----	-----	-----	-----	-----

[E7] Sunny days [E7] ...o-oh
 [Am] Sunny [E7] sunny, sunny [Am] days
 [D] Ain't nothin' better in the [D7] world you know
 Than [G] lyin' in the sun with your radio [B]↓ [C]↓

	[C]	[Db] [D]	[D] [Db]
G	-----	-----	-----
D	-5---5---5---5---	-5---5---5---6-7-	-----7---7---7---
A	-----	-----	-----
E	-----	-----	-----
	1 + 2 + 3 + 4 +	1 + 2 + 3 + 4 +	1 + 2 + 3 + 4 +
	[Db]	[C]	[B] ↓ [C] ↓
G	-----	-----	-----
D	-----6---6---6---	-6---6---6---6-5-	-5-----4-----5---
A	-----	-----	-----
E	-----	-----	-----

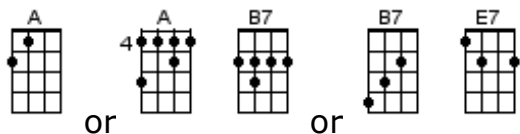
[C] Da da-da da-da da-da da [Db]↓[D]↓
 [D] Da da-da da-da da-da da [D]↓[Db]↓
 [Db] Da da-da da-da da-da da
 [C]↓ Da-da da-da da-da da-da [B]↓ da-a-a-a-[C]↓aaa

Well all right [E' ↓ slide]↓ / ~[C,]~ / [C,]↓



Sunshine Superman

Donovan 1966



[E7]

D: ---1 | h2---2---0-2---5 | -----2---0h2---1 |
4 + | 1 + 2 + 3 + 4 + | 1 + 2 + 3 + 4 + |

[A]

G: ---1 | h2---2---0-2---5 | -----2---0h2---1 |
4 + | 1 + 2 + 3 + 4 + | 1 + 2 + 3 + 4 + |

INTRO: / 1 2 3 4 / [E7] / [E7] / [E7] / [E7] /

[E7] Sunshine came softly a-through my, a-window today

[E7] Could've tripped out easy a-but I've, I've changed my ways

[A] It'll take time I know it, but in a while

[E7] You're gonna be mine and I know it, we'll do it in style

Peddle [B7] 'Cause I made my mind up you're [A] going to be mine

I'll tell you right [E7] now, any trick in the book a-now baby

[E7] All that I can find

[E7] Everybody's hustlin' just to, have a little scene

[E7] When I say we'll be cool I think that, you know what I mean

[A] We stood on a beach at sunset, do you remember when?

[E7] I know a beach where baby, a-it never ends

Peddle [B7] When you've made your mind up, for-[A]ever to be mine

Mmm-mmm-mmm-[E7] mmm, I'll pick up your hand and slowly

[E7] Blow your little mind

peddle [B7] 'Cause I made my mind up you're [A] going to be mine

I'll tell you right [E7] now, any trick in the book a-now baby

[E7] All that I can find

[E7] Superman or Green Lantern ain't got, a-nothin' on me

[E7] I can make like a turtle and dive for, your pearls in the sea, yup!

[A] I'll give you, you can just sit there a-thinkin', on your velvet throne

[E7] About all the rainbows a-you can, a-have for your own

Peddle [B7] When you've made your mind up, for-[A]ever to be mine

Mmm-mmm-mmm-[E7] mmm, I'll pick up your hand and slowly

[E7] Blow your little mind

Peddle [B7] When you've made your mind up, for-[A]ever to be mine

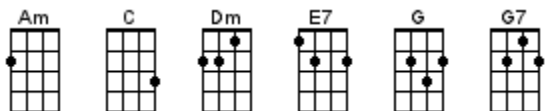
I'll pick up your [E7] hand, I'll pick up your hand and slowly

[E7] Blow your little mind

Peddle [B7] When you've made your mind up, for-[A]ever to be mine [E,7]↓

Sway

Luis Demetrio and Pablo Beltran Ruiz 1953, English lyrics by Norman Gimbel 1954



Vibra slap
Kazoo

INTRO: < Sing E > / 1 2 3 4 /

[Am] / [Am]↓

M = Mute
(X) = Optional

[Am]	[Am]↓	
G ----- -----	G ----- -----	
D ----- -----	D ----- -----	
A -0M---0-----	A -0M---0-----	
E ----- (0)---	E ----- (0)---	
1 + 2 + 3 + 4 +	1 + 2 + 3 + 4 +	

[Dm]		[Am]	
G ----- -----	G ----- -----	G ----- -----	G ----- -----
D ----- -----	D ----- -----	D ----- -----	D ----- -----
A -5M---5-----	A -5M---5-----	A -0M---0-----	A -0M---0-----
E ----- (5)---	E ----- (5)---	E ----- (0)---	E ----- (0)---
1 + 2 + 3 + 4 +	1 + 2 + 3 + 4 +	1 + 2 + 3 + 4 +	1 + 2 + 3 + 4 +

[E7]		[Am]	[Am]↓
G ----- -----	G ----- -----	G ----- -----	G ----- -----
D ----- -----	D ----- -----	D ----- -----	D ----- -----
A -7M---7-----	A -7M---7-----	A -0M---0-----	A -0M---0-----
E ----- (7)---	E ----- (7)---	E ----- (0)---	E ----- (0)---
1 + 2 + 3 + 4 +	1 + 2 + 3 + 4 +	1 + 2 + 3 + 4 +	1 + 2 + 3 + 4 +

When marimba rhythms **[Dm]** start to play
[Dm] Dance with me **[Am]** make me sway
[Am] Like a lazy ocean **[E7]** hugs the shore
[E7] Hold me close **[Am]** sway me more **[Am]↓**

UBass in:

Like a flower bending **[Dm]** in the breeze
[Dm] Bend with me **[Am]** sway with ease
[Am] When we dance you have a **[E7]** way with me
[E7] Stay with me **[Am]** sway with me **[Am]↓**

BRIDGE:

	[G]	[G7]	[C]	
G	-----	-----	-----	-----
D	-----	-----	-----	-----
A	-----5-----	-----5-----5-	-3--3--3--3--	-3--3-----3--
E	-3---- (3) ----3--	-3----3-----3--	-----	-----3-----3-----
	1 + 2 + 3 + 4 +	1 + 2 + 3 + 4 +	1 + 2 + 3 + 4 +	1 + 2 + 3 + 4 +
	[E7]		[Am]	[E7]↓
G	-----	-----	-----	-----
D	-----	-----	-----	-----
A	-7---7---7---7---	-7---7---7---7---	-0-----0-0-0-	-7M-----
E	-----7-----	-----7-----	-----	-----
	1 + 2 + 3 + 4 +	1 + 2 + 3 + 4 +	1 + 2 + 3 + 4 +	1 + 2 + 3 + 4 +

BRIDGE:

Other dancers may [G] be on the floor
 [G7] Dear but my eyes will [C] see only you
 [C] Only you have the [E7] magic technique
 [E7] When we sway I go [Am] weak [E7]↓

	[Dm]		[Am]	
G	-----	-----	-----	-----
D	-----	-----	-----	-----
A	-5M---5-----	-5M---5-----	-0M---0-----	-0M---0-----
E	----- (5) --	----- (5) --	----- (0) --	----- (0) --
	1 + 2 + 3 + 4 +	1 + 2 + 3 + 4 +	1 + 2 + 3 + 4 +	1 + 2 + 3 + 4 +
	[E7]		[Am]	[Am]↓
G	-----	-----	-----	-----
D	-----	-----	-----	-----
A	-7M---7-----	-7M---7-----	-0M---0-----	-0M---0-----
E	----- (7) --	----- (7) --	----- (0) --	----- (0) --
	1 + 2 + 3 + 4 +	1 + 2 + 3 + 4 +	1 + 2 + 3 + 4 +	1 + 2 + 3 + 4 +

I can hear the sound of [Dm] violins
 [Dm] Long before [Am] it begins
 [Am] Make me thrill as only [E7] you know how
 [E7] Sway me smooth [Am] sway me now [Am]↓

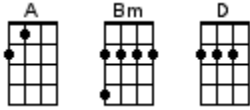
INSTRUMENTAL BRIDGE:

Other dancers may [G] be on the floor
 [G7] Dear but my eyes will [C] see only you
 [C] Only you have the [E7] magic technique
 [E7] When we sway I go [Am] weak [E7]↓

I can hear the sound of [Dm] violins
 [Dm] Long before [Am] it begins
 [Am] Make me thrill as only [E7] you know how
 [E7] Sway me smooth [Am] sway me now [Am]↓ **CHA CHA CHA!**

Tennessee Whiskey

Linda Hargrove & Dean Dillon 1981 (as recorded by Chris Stapleton 2015)



INTRO: / 1 2 / 1

INTRO & INSTRUMENTAL:

	[A]	[A]	[Bm]	[Bm]	[Bm]	[Bm]	[A]	[D]	[A]
G	----- -----	----- -----	----- -----	----- -----	----- -----	----- -----	----- -----	----- -----	----- -----
D	----- -----	----- -----	----- -----	----- -----	----- -----	----- -----	----- -----	----- -----	----- -----
A	-----0- 4-----	-----4-2-0- 242-----	-----4-2-0- 242-----	-----4-2-0- 242-----	-----4-2-0- 242-----	-----7-4-2-----	-----0-----	-----0-----	-----0-----
E	0-2--- -----	----- -----	----- -----	----- -----	----- -----	----- -----	----- -----	----- -----	0-2--- -----

You're as [A] smooth [A] as Tennessee whis-[Bm]key [Bm]
You're as [Bm] sweet [Bm] as strawberry wine [A][D] / [A]

[A] Used to spend my nights out in a bar-[Bm]room [Bm]
[Bm] Liquor was the only love I'd known [A][D] / [A] /
[A] But you rescued me from reachin' for the bottom [Bm]
[Bm] And brought me back, from bein' too far gone [A][D] / [A]

You're as [A] smooth, as Tennessee whis-[Bm]key [Bm]
You're as [Bm] sweet, as strawberry wine [A][D] / [A]
You're as [A] warm, as a glass of bran-[Bm]dy [Bm]
And honey I stay [Bm] stoned, on your love all the [A] time [D] / [A] /

[A] I've looked for love in all the same old [Bm] places [Bm]
[Bm] Found the bottom of a bottle's always dry [A][D] / [A] /
[A] But when you poured out your heart I didn't waste [Bm] it [Bm]
'Cause there's no-[Bm]thin' like your love to get me high [A]

[A] And you're as [A] smooth, as Tennessee whis-[Bm]key [Bm]
You're as [Bm] sweet, as strawberry wine [A][D] / [A]
You're as [A] warm, as a glass of bran-[Bm]dy [Bm]
And honey I stay [Bm] stoned, on your love all the time [A][D] / [A]

INSTRUMENTAL: <OPTIONAL>

You're as [A] smooth [A] as Tennessee whis-[Bm]key [Bm]
You're as [Bm] sweet [Bm] as strawberry wine [A][D] / [A]
You're as [A] warm [A] as a glass of bran-[Bm]dy [Bm]
And honey I stay [Bm] stoned, on your [Bm] love all the [A] time [D] / [A]

You're as [A] smooth, as Tennessee whis-[Bm]key [Bm]
You're as [Bm] sweet, as strawberry wine [A][D] / [A]
You're as [A] warm, as a glass of bran-[Bm]dy [Bm]
And honey I stay [Bm] stoned, on your love all the time [A][D] / [A]

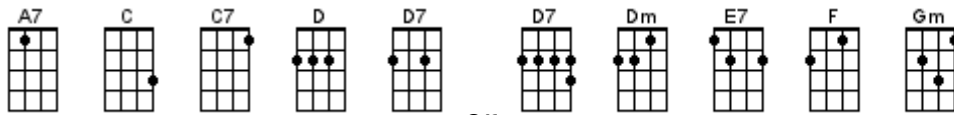
You're as [A] smooth, as Tennessee whis-[Bm]key
[Bm] Tennessee whis-[Bm]key [Bm] Tennessee whis-[A]key [D] / [A]
You're as [A] smooth, as Tennessee whis-[Bm]key [Bm]
Tennessee whis-[Bm]key [Bm] Tennessee whis-[A]↓key

Those Were The Days

Original Russian song Fomin and Podrevsky.

English version Gene Raskin 1960's (as recorded by Mary Hopkins 1968)

Foot Tambo
Vibra slap



Maracas
Cymbal
Shaker - grey

INTRO: / 1 2 / 1 2 /

[Dm]↓ Once upon a time there was a [Dm]↓ tavern 2 / 1 2 / 1

[D7]↓ Where we used to [E] raise a [F#] glass or [Gm]↓ two 2 / 1 2

Re-[Gm]↓member how we laughed away the [Dm]↓ hours 2 / 1 2

And [E7]↓ think of all the [F#] great things [G#] we would [A7↓ A#] [A G#] [A] do
1 2 / 1 2 / 1

CHORUS:

Those were the [Dm] days my friend, we [D7] thought they'd [Gm] never end

We'd sing and [C] dance, for-[C7]ever and a [F] day [F]

We'd live the [Gm] life we'd choose, we'd fight and [Dm] never lose

[Dm] For we were [A7] young, and sure to have our [Dm] way [Dm]↓

La la la [Dm] di, di-di, di [D7] di-di [Gm] di, di-di

Di di di [A7] di, di di-di di-di [Dm] di [Dm]↓F, E, D, Bb,) [A,] [A' G' F' E'] [D']
1 2 / 1 2 / 1 2 /

[D'm]↓ Then the busy years went rushing [Dm]↓ by us 2 / 1 2

We [D7]↓ lost our starry [E] notions [F#] on the [Gm]↓ way 2 / 1 2 /

[Gm]↓ If by chance I'd see you in the [Dm]↓ tavern 2 / 1 2

We'd [E7]↓ smile at one a-[F#]nother [G#] and we'd [A7↓ A#] [A G#] [A] say
1 2 / 1 2 / 1

CHORUS:

Those were the [Dm] days my friend, we [D7] thought they'd [Gm] never end

We'd sing and [C] dance, for-[C7]ever and a [F] day [F]

We'd live the [Gm] life we'd choose, we'd fight and [Dm] never lose

[Dm] Those were the [A7] days, oh yes, those were the [Dm]↓ days

La la la [Dm] di, di-di, di [D7] di-di [Gm] di, di-di

Di di di [A7] di, di di-di di-di [Dm] di [Dm]↓F, E, D, Bb,) [A,] [A' G' F' E'] [D']
1 2 / 1 2 / 1 2 /

[Dm]↓ Just tonight I stood before the [Dm]↓ tavern 2 / 1 2

[D7]↓ Nothing seemed the [E] way it [F#] to [Gm]↓ be 2 / 1 2 /

[Gm]↓ In the glass I saw a strange re-[Dm]↓flection 2 / 1 2 /

[E7]↓ Was that lonely [F#] woman [G#] really [A7↓ A#] [A G#] [A] me?
1 2 / 1 2 / 1

CHORUS:

Those were the [Dm] days my friend, we [D7] thought they'd [Gm] never end

We'd sing and [C] dance, for-[C7]ever and a [F] day [F]

We'd live the [Gm] life we'd choose, we'd fight and [Dm] never lose

[Dm] Those were the [A7] days, oh yes, those were the [Dm] days [Dm]↓

La da da [Dm] da, da da, la [D7] da da [Gm] la, da-da
 La da da [C] da, la [C7] da da da da [F] da [F]
 La da da [Gm] da, da-da, la da da [Dm] da, da-da
 [Dm] La da da [A7] da, la da da da da [Dm] da [Dm]↓F, E, D, Bb,) [A,] [A' G' F'
 E'] [D']

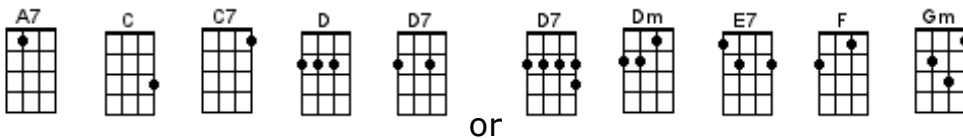
1 2 / 1 2 / 1 2 /

[Dm]↓ Through the door there came familiar [Dm]↓ laughter 2 / 1 2 /
 I [D7]↓ saw your face and [E] heard you [F#] call my [Gm]↓ name 2 / 1 2 /
 [Gm]↓ Oh my friend we're older but no [Dm]↓ wiser 2 / 1 2
 For [E7]↓ in our hearts the [F#] dreams are [G#] still the [A7↓ A#] [A G#] [A] same
 1 2 / 1 2 / 1

CHORUS:

Those were the [Dm] days my friend, we [D7] thought they'd [Gm] never end
 We'd sing and [C] dance, for-[C7]ever and a [F] day [F]
 We'd live the [Gm] life we'd choose, we'd fight and [Dm] never lose
 [Dm] Those were the [A7] days, oh yes, those were the [Dm]↓ days

La da da [Dm] da, da da, la [D7] da da [Gm] la, da-da
 La da da [C] da, la [C7] da da da da [F] da [F]
 La da da [Gm] da, da-da, la da da [Dm] da, da-da
 [Dm] La da da [A7] da, la da da da da [Dm] da, la da da da da
 [F] Da, la da da da [Gm] da, la la la la la [D]↓ la

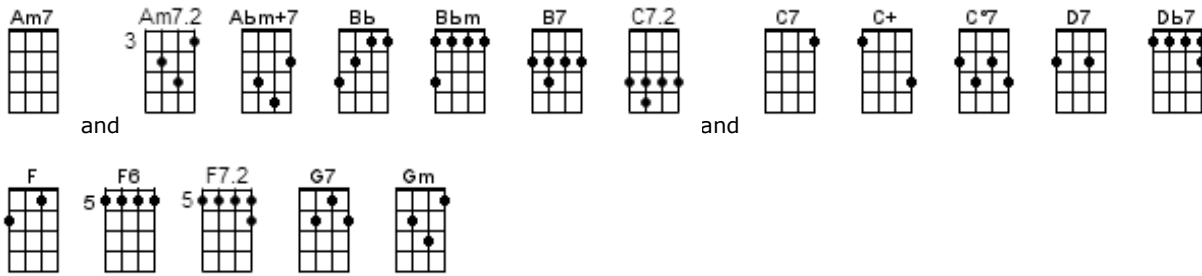


www.bytownukulele.ca

[BACK TO SONGLIST](#)

Till There Was You

Meredith Willson 1957 (recorded by The Beatles 1963)



INTRO: / 1 2 3 4 /

[F][Cdim7F#] / [Gm][C7] /
 [F][Cdim7F#] / [Gm][C7]

There were [F] bells, on a [Cdim7F#] hill
 But I [Gm] never heard them [Bbm] ringing
 No I / [F] never [Am7]² heard them [Abm+7] at / [Gm] all
 [C7] Till there was / [F] you / [Gm][C7]

There were [F] birds, in the [Cdim7F#] sky
 But I [Gm] never saw them [Bbm] winging
 No I / [F] never [Am7]² saw them [Abm+7] at / [Gm] all
 [C7] Till there was / [F] you / [F7A]²

Then there was [Bb] music [Bbm] and wonderful [F] roses
 They'd [D7] tell me, in [Gm] sweet fragrant [G7] meadows
 Of [C7] dawn, and [CaugG#] dew

There was [F] love all a-[Cdim7F#]round
 But I [Gm] never heard it [Bbm] singing
 No I / [F] never [Am7]² heard it [Abm+7] at / [Gm] all
 [C7] Till there was / [F] you / [Gm][C7]

INSTRUMENTAL:

There was [F] love all a-[Cdim7F#]round
 But I [Gm] never heard it [Bbm] singing
 No I / [F] never [Am7]² heard it [Abm+7] at / [Gm] all
 [C7] Till there was / [F] you / [F7A]²

Then there was [Bb] music [Bbm] and wonderful [F] roses
 They'd [D7] tell me, in [Gm] sweet fragrant [G7] meadows
 Of [C7] dawn, and [CaugG#] dew

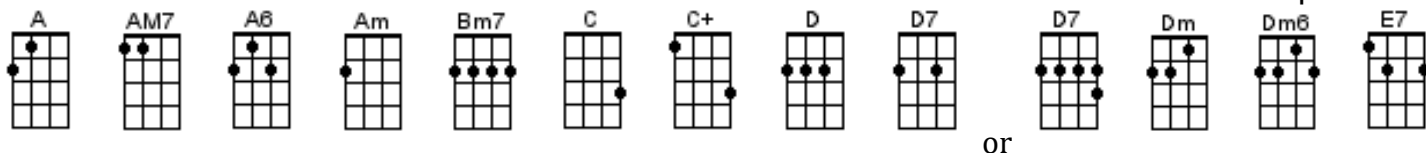
There was [F] love all a-[Cdim7F#]round
 But I [Gm] never heard it [Bbm] singing
 No I / [F] never [Am7]² heard it [Abm+7] at / [Gm] all
 [C7] Till there was / [F] you / [F] /

[C7]² Ti-[B7]-i-/ [C7]²-ill, there was / [F] you / [Db7] / [F] / [F6]↓ [Am7C]↓
 1 2 3

Time In A Bottle

Jim Croce 1972

UBass
2nd. position



INTRO: / 1 2 3 / 1 2 3 /

If [A'] I could save [G#'] time in a [G'] bottle [F#']
The [D'] first thing that [D'] I'd [E'] like [F'] to [E'] do [E]↓

If [A'] I could save [G#'] time in a [G'] bottle [F#']
The [D'] first thing that [D'] I'd [E'] like [F'] to [E'] do [E' F#' G#']
Is to [A'] save every [G#'] day
Till e-[F']ternity [D'] passes a-[E']way
Just to [D'] spend them with [E'] you [E'] [F#'] [G#']

If [A'] I could make [G#'] days last for-[G']ever [F#']
If [D'] words could make [D'] wi-[E']shes [F'] come [E'] true [E' F#' G#']
I'd [A'] save every [G#'] day like a [F'] treasure and [D'] then
A-[E']gain, I would [D'] spend them with [E'] you [E' F#' G#']

But there [A'] never seems to [G#'] be enough time
To [F#'] do the things you [E'] want to do
Once you [D] find them [C#,] / [B,] / [G#' A' B']
I've [A'] looked around e-[G#']nough to know
That [F#] you're the one I [E'] want to go
Through [D] time with [C#,] / [B,] / [G#' A' B']

If [A'] I could save [G#'] time in a [G'] bottle [F#']
The [D'] first thing that [D'] I'd [E'] like [F'] to [E'] do [E]↓

If [A'] I had a [G#'] box just for [G'] wishes [F#']
And [D'] dreams that had [D'] ne-[E']ver [F'] come [E;] true [E' F#' G#']
The [A'] box would be [G#'] empty ex-[F']cept for the [D'] memory
Of [E'] how, they were [D'] answered by [E'] you [E' F#' G#']

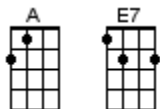
But there [A'] never seems to [G#'] be enough time
To [F#] do the things you [E'] want to do
Once you [D] find them [C#,] / [B,] / [G#' A' B']
I've [A'] looked around e-[G#']nough to know
That [F#] you're the one I [E'] want to go
Through [D] time with [C#,] / [B,] / [G#' A' B']

If [A'] I could save [G#'] time in a [G'] bottle [F#']
The [D'] first thing that [D'] I'd [E'] like [D'] to [A,]↓ do

Tom Dooley

North Carolina folk song 1860s (recorded by The Kingston Trio 1958)

UBass
2nd. position



INTRO: / 1 2 3 4 / [A] / [A] /

CHORUS:

[A'] Hang down your head Tom Dooley
[A'] Hang down your head and [E'7B'' G# E'] cry
[E'7] Hang down your head Tom Dooley
[E'7] Poor boy, you're bound to [A'] die

I [A] met her on the mountain
[A] There I took her [E'7B'' G# E'] life
[E'7] Met her on the mountain
[E'7] Stabbed her with my [A'' E' F#' G#'''] knife

CHORUS:

[A'] Hang down your head Tom Dooley
[A'] Hang down your head and [E'7B'' G# E'] cry **(and cry)**
[E'7] Hang down your head Tom Dooley
[E'7] Poor boy, you're bound to [A'] die

[A'] This time tomorrow
[A'] Reckon' where I'll [E'7B'' G# E'] be
[E'7] Hadn't have been for Grayson
I'd have [E'7] been in Tennes-[A'' E' F#' G#'''] see **(well now boy)**

CHORUS: < 2 parts together >

[A'] Hang down your head Tom Dooley
Hang down, your head and cry

[A'] Hang down your head and [E'7B'' G# E'] cry
Hang down your head and cry, poor boy, oh well-a

[E'7] Hang down your head Tom Dooley
Hang down, your head and cry

[E'7] Poor boy, you're bound to [A'] die
Poor boy, you're bound to die, well, now boy

[A'] Hang down your head Tom Dooley
Hang down, your head and cry

[A'] Hang down your head and [E'7B'' G# E'] cry
Hang down your head and cry, poor boy, oh well-a

[E'7] Hang down your head Tom Dooley
Hang down, your head and cry

[E'7] Poor boy, you're bound to [A'] die
Poor boy, you're bound to die

[A'] This time tomorrow

[A'] Reckon' where I'll [E'7B'' G# E'] be

[E'7] Down in some lonesome valley

[E'7] Hangin' from a white oak [A'' E' F#' G#'''] tree

CHORUS: < QUIETLY >

[A'] Hang down your head Tom Dooley

[A'] Hang down your head and [E'7B'' G# E'] cry **(poor boy)**

[E'7] Hang down your head Tom Dooley

[E'7] Poor boy, you're bound to [A'] die **< LOUDLY > (well, now boy)**

[A'] Hang down your head Tom Dooley

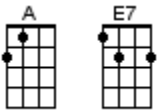
[A'] Hang down your head and [E'7B'' G# E'] cry **(poor boy, oh well-a)**

[E'7] Hang down your head Tom Dooley

[E'7] Poor boy, you're bound to [A'] die

[E'7] Poor boy, you're bound to [A'] die

[E'7] Poor boy, you're bound to [A,]↓ die



www.bytownukulele.ca

[BACK TO SONGLIST](#)

Twist and Shout

Phil Medley and Bert Berns 1961 (as recorded by The Beatles)

INTRO: / 1 2 3 4 / 1 2 3

[A7]↓	[D]	[G]	[A]	[A7]	[D]	[G]	[A]
G ---2-4-6- -7-----7-----	-2-----2-2-2-4-6- -7-----7-----	-2-----2					
D ----- -----5-5-----	----- -----5-5-----						
or							
A ---0-2-4- -5-----5-----	-0-----0-0-0-2-4- -5-----5-----	-0-----0					
E ----- -----3-3-----	----- -----3-3-----						
3 + 4 + 1 + 2 + 3 + 4 +	1 + 2 + 3 + 4 + 1 + 2 + 3 + 4 +	1 + 2 + 3 + 4 + 1 + 2 + 3 + 4 +	1 + 2 +				

Well [A7] shake it up [D] baby now ([G] shake it up [A] baby)
 [A7] Twist and [D] shout ([G] twist and [A] shout)
 C'mon [A7] c'mon, c'mon, c'mon [D] baby now ([G] c'mon [A] baby)
 C'mon and [A7] work it on [D] out ([G] work it on [A] out)

Well [A7] work it on [D] out ([G] work it on [A] out)
 You know you [A7] look so [D] good ([G] look so [A] good)
 You know you [A7] got me [D] goin' now ([G] got me [A] goin')
 Just like you [A7] knew you [D] would (like I [G] knew you [A] would)

Well [A7] shake it up [D] baby now ([G] shake it up [A] baby)
 [A7] Twist and [D] shout ([G] twist and [A] shout)
 C'mon [A7] c'mon, c'mon, c'mon [D] baby now ([G] c'mon [A] baby)
 C'mon and [A7] work it on [D] out ([G] work it on [A] out)

You know you [A7] twist it little [D] girl ([G] twist little [A] girl)
 You know you [A7] twist so [D] fine ([G] twist so [A] fine)
 C'mon and [A7] twist a little [D] closer now ([G] twist a little [A] closer)
 And let me [A7] know that you're [D] mine (let me [G] know you're / [A] mine-oo) /

[D]	[G]	[A]	[A7]	
G -----0--4-----	-2-----0-----	-----	-----	x 4
D -0-----0-----	-----2--5-----4----			
A -----	-----			
E -----	-----			
1 + 2 + 3 + 4 +	1 + 2 + 3 + 4 +			

Or harmony

[D]	[G]	[A]	[A7]	
G -----4--7-----	-6-----4-----2----			x 4
D -4-----4-----	-----5-----7-----			
A -----	-----			
E -----	-----			
1 + 2 + 3 + 4 +	1 + 2 + 3 + 4 +			

[A] Ahh / [A] ahh / [A] ahh / [A] ahh /

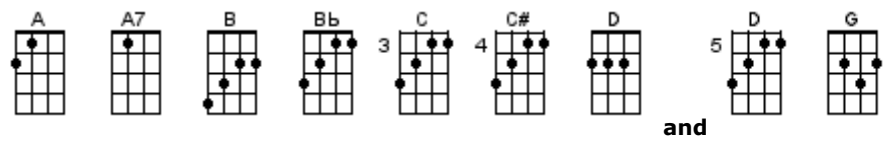
[A] Whoa! Yeah! < SCREAMERS OVER TOP!!!! > / [A7] Well... /

[A7]Well... [D] [G] [A] [A7] [D] [G] [A]
 G|---2-4-6-|-7-----7-----| -2-----2-2-2-4-6-|-7-----7-----| -2-----2
 D|-----|-----5-5-----|-----|-----5-5-----|-----
 or
 A|---0-2-4-|-5-----5-----| -0-----0-0-0-2-4-|-5-----5-----| -0-----0
 E|-----|-----3-3-----|-----|-----3-3-----|-----
 | 3 + 4 + | 1 + 2 + 3 + 4 + | 1 + 2 + 3 + 4 + | 1 + 2 + 3 + 4 + | 1 + 2 +

[D] baby now ([G] **shake it up** [A] **baby**)
 [A7] Twist and [D] shout ([G] **twist and** [A] **shout**)
 C'mon [A7] c'mon, c'mon, c'mon [D] baby now ([G] **c'mon** [A] **baby**)
 C'mon and [A7] work it on [D] out ([G] **work it on** [A] **out**)
 You know you [A7] twist it little [D] girl ([G] **twist little** [A] **girl**)
 You know you [A7] twist so [D] fine ([G] **twist so** [A] **fine**)
 C'mon and [A7] twist a little [D] closer now ([G] **twist a little** [A] **closer**)
 And let me [A7] know that you're [D] mine (**let me [G] know you're [A] mine-oooo**)

Well shake it [A7] shake it, shake it [D] baby now ([G] **shake it up** [A] **baby**)
 Well shake it [A7] shake it, shake it [D] baby now ([G] **shake it up** [A] **baby**)
 Well shake it [A7] shake it, shake it [D] baby now ([G] **shake it up** / [A] **baby**) /

[A] Ahh [A] ahh [A] ahh **< SLOW >** / [A]↓ ahh [A]↓ [Bb]↓ [B]↓ [C]↓ [C#]↓ / [D]↓



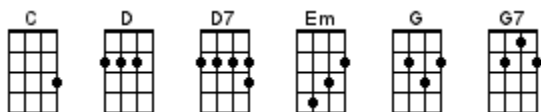
www.bytownukulele.ca

[BACK TO SONGLIST](#)

Under The Boardwalk

Kenny Young and Arthur Resnick 1964 (as recorded by The Drifters)

Kazoo



[G]	
G -0-----4-7-----	-0-----4-7-----
D -----0---	-----0---
A -----	-----
E -----	-----
1 + 2 + 3 + 4 +	1 + 2 + 3 + 4 +

[D7]	[C]
G -----	-----
D -0-----4-7-----	-0-----4-7-----
A -----0---	-----0---
E -----	-----
1 + 2 + 3 + 4 +	1 + 2 + 3 + 4 +

[C]	
G -----	-----
D -----2-5-----	-----2-5-----
A -3-----	-3-----
E -----3---	-----3---
1 + 2 + 3 + 4 +	1 + 2 + 3 + 4 +

< SINGING NOTE: D >

INTRO: / 1 2 3 4 / [G] / [G]

Oh when the [G] sun beats down
 And burns the [G] tar upon the [D7] roof [D7]
 And your [D7] shoes get so hot
 You wish your [D7] tired feet were fire-[G]proof [G7]
 Under the [C] boardwalk, down by the [G] se-e-ea, ye-a-ah
 On a [G] blanket with my ba-[D7]by, is where I'll [G] be [G]↓ [G]↓

Sing D Under the [Em]↓ board-↓walk (↓ out [Em]↓ of the sun ↓)
 Under the [D]↓ board-↓walk (↓ we'll be [D]↓ having some fun ↓)
 Under the [Em]↓ board-↓walk (↓ people [Em]↓ walking above ↓)
 Under the [D]↓ board-↓walk (↓ we'll be [D]↓ falling in love ↓)
 Under the [Em]↓ board-[Em]↓walk [Em]↓ board-[Em]↓walk

[G]		
G -0-----4-7-----	-0-----4-7-----	
D -----0-----	-----0-----	
A -----	-----	
E -----	-----	
1 + 2 + 3 + 4 +	1 + 2 + 3 + 4 +	

[D7]	[C]	
G -----	-----	
D -0-----4-7-----	-0-----4-7-----	
A -----0-----	-----0-----	
E -----	-----	
1 + 2 + 3 + 4 +	1 + 2 + 3 + 4 +	

[C]		
G -----	-----	
D -----2-5-----	-----2-5-----	
A -3-----	-3-----	
E -----3-----	-----3-----	
1 + 2 + 3 + 4 +	1 + 2 + 3 + 4 +	

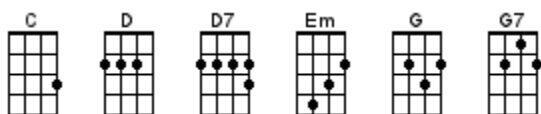
From the [G] park you hear
 The happy [G] sound of a carou-[D7]sel, mm-[D7]mm
 You can [D7] almost taste
 The hot [D7] dogs and french fries [G] they sell [G7]
 Under the [C] boardwalk, down by the [G] se-e-ea, ye-a-ah
 On a [G] blanket with my ba-[D7]by, is where I'll [G] be [G]↓ [G]↓

Sing D Under the [Em]↓ board-↓walk (↓ out [Em]↓ of the sun ↓)
 Under the [D]↓ board-↓walk (↓ we'll be [D]↓ having some fun ↓)
 Under the [Em]↓ board-↓walk (↓ people [Em]↓ walking above ↓)
 Under the [D]↓ board-↓walk (↓ we'll be [D]↓ falling in love ↓)
 Under the [Em]↓ board-[Em]↓walk [Em]↓ board-[Em]↓walk

INSTRUMENTAL:

From the [G] park you hear
 The happy [G] sound of a carou-[D7]sel, mm-[D7]mm
 You can [D7] almost taste
 The hot [D7] dogs and french fries [G] Oh...
 [G7] Under the [C] boardwalk, down by the [G] se-e-ea, ye-a-ah
 On a [G] blanket with my ba-[D7]by, is where I'll [G] be [G]↓ [G]↓

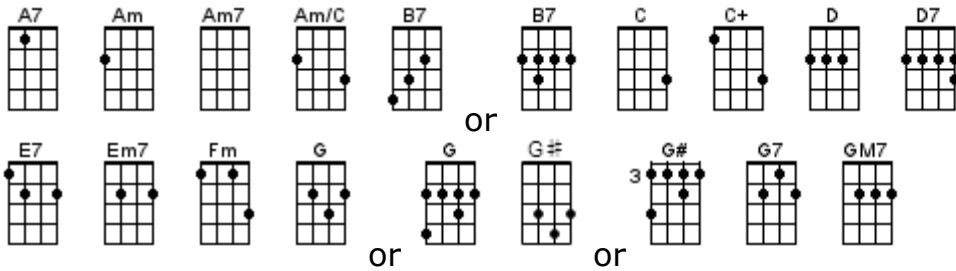
Sing D Under the [Em]↓ board-↓walk (↓ out [Em]↓ of the sun ↓)
 Under the [D]↓ board-↓walk (↓ we'll be [D]↓ having some fun ↓)
 Under the [Em]↓ board-↓walk (↓ people [Em]↓ walking above ↓)
 Under the [D]↓ board-↓walk (↓ we'll be [D]↓ falling in love ↓)
 Under the [Em]↓ board-[Em]↓walk [Em]↓ board-[Em]↓walk



Until It's Time For You To Go

Buffy Sainte-Marie 1965

UBass
2nd. position



INTRO: / 1 2 3 / 1 2 3 / [G'] / [Gmaj7F#'] / [G'] / [Gmaj7F#']↓

You're not a [G] dream, you're not an [Gmaj7F#'] angel, you're a [G7F'] man [E'7]
I'm not a [A'm/C] queen, I'm a [CaugG#'] woman, take my [CG'] hand [D'']
We'll make a [G'] space, in the [Gmaj7F#'] lives, that we [G7F'] planned [E'7]
And here we'll [A'm7] stay, until it's [D'] time, for you to [G'] go [D]↓

Yes we're [G'] different, worlds a-[Gmaj7F#']part, we're not the [G7F'] same [E'7]
We laughed and [A'm/C] played, at the [CaugG#'] start, like in a [CG'] game [D'']
You could have [G'] stayed, outside my [Gmaj7F#'] heart, but in you [G7F'] came [E'7]
And here you'll [A'm7] stay, until it's [D'] time, for you to [G'] go [G'] / [G#'] /

[Fm] Don't ask [G'] why [G'] / [G#'] /
[Fm] Don't ask [G'] how [G'] / [B''7] /
[B''7] Don't ask for-[E''m]ever / [E''m] / [A'7] /
[A,7] Love me [D,] now [D,7]

This love of [G'] mine, had no be-[Gmaj7F#']ginning, it has no [G7F'] end [E7]
I was an [A'm/C] oak, now I'm a [CaugG#'] willow, now I can [CG'] bend [D'']
And though I'll [G'] never, in my [Gmaj7F#'] life, see you a-[G7F']gain [E'7]
Still I'll [A'm7] stay, until it's [D'] time, for you to [G'] go [G'] / [G#'] /

[Fm] Don't ask [G'] why of [G'] me [G#']
[Fm] Don't ask [G'] how of [G'] me [B''7]
[B''7] Don't ask for-[E''m]ever of [E''m] me
[A'7] Love me [A,7] love me [D,] now [D,7]

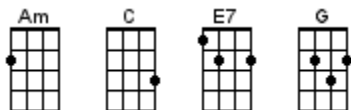
You're not a [G'] dream, you're not an [Gmaj7F#'] angel, you're a [G7F'] man [E'7]
And I'm not a [A'm/C] queen, I'm a [CaugG#'] woman, take my [CG'] hand [D'']
We'll make a [G'] space, in the [Gmaj7F#'] lives, that we [G7F'] planned [E'7]
And here we'll [A'm7] stay, until it's [D'] time, for you to [E'm] go [E'm7]
And here we'll [A'm7] stay, until it's [D']↓ time for...you to go-[G']o-[G#']o

/ [F'm] oooo / [G'] oooo / [G']↓

V'la l'bon vent

This song is more than 300 years old and has more than 100 known verses.

It was sung by the French-Canadian voyageurs as they paddled their canoes across Canada.



Typ. UBass: / R(mute) 5(mute) /

INTRO: / 1 2 / 1 2 / [Am] / [Am] /

REFRAIN:

[Am] V'la l' bon vent, v'la l' joli vent

[Am] V'la l' bon vent, m'a-[C]mie m'ap-[G]pelle

[Am] V'la l' bon vent, v'la l' joli vent

[Am] V'la l' bon vent, m'a-[C]mie m'at-[Am]↓tend

Derrière chez [G]↓ nous y'a t'un é-[Am]↓tang

Derrière chez [G]↓ nous y'a t'un é-[Am]↓tang

Il n'est pas [G]↓ large comme il est [E7] gra-[E7]a-[E7]and [E7]

A|-7---|-7---|-7---|-7532|

E|---7-|---7-|---7-|-----|

| 1 2 | 1 2 | 1 2 | 1 2 |

REFRAIN:

[Am] V'la l' bon vent, v'la l' joli vent

[Am] V'la l' bon vent, m'a-[C]mie m'ap-[G]pelle

[Am] V'la l' bon vent, v'la l' joli vent

[Am] V'la l' bon vent, m'a-[C]mie m'at-[Am]↓tend

Trois beaux ca-[G]↓nards s'en vont bai-[Am]↓gnant

Trois beaux ca-[G]↓nards s'en vont bai-[Am]↓gnant

Le fils du [G]↓ roi s'en va chas-[E7]sa-[E7]a-[E7]ant [E7]

REFRAIN:

[Am] V'la l' bon vent, v'la l' joli vent

[Am] V'la l' bon vent, m'a-[C]mie m'ap-[G]pelle

[Am] V'la l' bon vent, v'la l' joli vent

[Am] V'la l' bon vent, m'a-[C]mie m'at-[Am]↓tend

Avec son [G]↓ grand fusil d'ar-[Am]↓gent

Avec son [G]↓ grand fusil d'ar-[Am]↓gent

Visa le [G]↓ noir, tua le [E7] bla-[E7]a-[E7]anc [E7]

REFRAIN:

[Am] V'la l' bon vent, v'la l' joli vent

[Am] V'la l' bon vent, m'a-[C]mie m'ap-[G]pelle

[Am] V'la l' bon vent, v'la l' joli vent

[Am] V'la l' bon vent, m'a-[C]mie m'at-[Am]↓tend

O, fils du [G]↓ roi, tu es mé-[Am]↓chant

O, fils du [G]↓ roi, tu es mé-[Am]↓chant

Tu as tu-[G]↓é mon canard [E7] bla-[E7]a-[E7]anc [E7]

REFRAIN:

[Am] V'là l' bon vent, v'là l' joli vent
 [Am] V'là l' bon vent, m'a-[C]mie m'ap-[G]pelle
 [Am] V'là l' bon vent, v'là l' joli vent
 [Am] V'là l' bon vent, m'a-[C]mie m'at-[Am]↓tend

Par dessous [G]↓ l'aile il perd son [Am]↓ sang
 Par dessous [G]↓ l'aile il perd son [Am]↓ sang
 Et par les [G]↓ yeux les dia-[E7]ma-[E7]a-[E7]ants [E7]

REFRAIN:

[Am] V'là l' bon vent, v'là l' joli vent
 [Am] V'là l' bon vent, m'a-[C]mie m'ap-[G]pelle
 [Am] V'là l' bon vent, v'là l' joli vent
 [Am] V'là l' bon vent, m'a-[C]mie m'at-[Am]↓tend

Et par le [G]↓ bec l'or et l'ar-[Am]↓gent
 Et par le [G]↓ bec l'or et l'ar-[Am]↓gent
 Que ferons-[G]↓ nous de tant d'ar-[E7]ge-[E7]e-[E7]ent [E7]

REFRAIN:

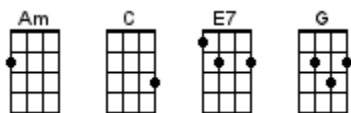
[Am] V'là l' bon vent, v'là l' joli vent
 [Am] V'là l' bon vent, m'a-[C]mie m'ap-[G]pelle
 [Am] V'là l' bon vent, v'là l' joli vent
 [Am] V'là l' bon vent, m'a-[C]mie m'at-[Am]↓tend

Nous mettrons [G]↓ les filles au cou-[Am]↓vent
 Nous mettrons [G]↓ les filles au cou-[Am]↓vent
 Et les gar-[G]↓çons au régi-[E7]me-[E7]e-[E7]ent [E7]

REFRAIN:

[Am] V'là l' bon vent, v'là l' joli vent
 [Am] V'là l' bon vent, m'a-[C]mie m'ap-[G]pelle
 [Am] V'là l' bon vent, v'là l' joli vent
 [Am] V'là l' bon vent, m'a-[C]mie m'at-[Am]tend [Am]

[Am] V'là l' bon vent, v'là l' joli vent
 [Am] V'là l' bon vent, m'a-[C]mie m'ap-[G]pelle
 [Am] V'là l' bon vent, v'là l' joli vent
 [Am] V'là l' bon vent, m'a-[C]mie m'at-[Am]↓tend



Toutes ses plumes s'en vont au vent, trois dam's s'en vont les ramassant.
 C'est pour en faire un lit de camp, pour y coucher tous les passants.

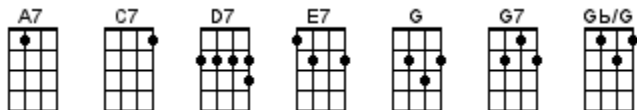
Walk Right In

Original writers: Gus Cannon & Hosea Woods 1929

Revised lyrics: Erik Darling and Bill Swanoe

UBass

2nd. position



INSTRUMENTAL INTRO: / 1 2 3 4 / 1 2 3

[D E F#] / [G] Walk right [D] in, sit [G F# F] right [E7] down
[A7] Daddy, let your [D7] mind roll [G] on [D7B Bb B G E D]

[G] Walk right [D] in, sit [G F# F] right [E7] down
[A7] Daddy, let your [D7] mind roll [G] on [D7B Bb B G E D]
[G] Walk right [D] in, sit [G F# F] right [E7] down
[A7] Daddy, let your mind roll / [D7] on [D E F#] /

[G] Every-[E]body's [D] talkin' [E] 'bout a [G7] new [E] way of [D] walkin' [E]
[C7Bb] Do you want to [Bb] lose your [A7] mind?
[D E F#] / [G] Walk right [D] in, sit [G F# F] right [E7] down
[A7] Daddy, let your [D7] mind roll [G] on / [D7 D E F#]

[D E F#] / [G] Walk right [D] in, sit [G F# F] right [E7] down
[A7] Baby, let your [D7] hair hang [G] down [D7B Bb B G E D]
[G] Walk right [D] in, sit [G F# F] right [E7] down
[A7] Baby, let your hair hang / [D7] down [D E F#] /

[G] Every-[E]body's [D] talkin' [E] 'bout a [G7] new [E] way of [D] walkin' [E]
[C7] Do you want to [C] lose your [A7] mind?
[G] Walk right [D] in, sit [G F# F] right [E7] down
[A7] Baby, let your [D7] hair hang [G] down / [D7 D E F#]

INSTRUMENTAL: < SAME AS INTRO >

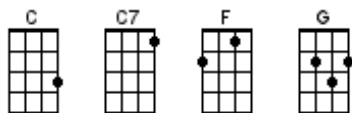
[D E F#] / [G] Walk right [D] in, sit [G F# F] right [E7] down
[A7] Daddy, let your [D7] mind roll [G] on [D7B Bb B G E D]

[G] Walk right [D] in, sit [G F# F] right [E7] down
[A7] Daddy, let your [D7] mind roll [G] on [D7B Bb B G E D]
[G] Walk right [D] in, sit [G F# F] right [E7] down
[A7] Daddy, let your mind roll / [D7] on [D E F#] /

[G] Every- [E]body's [D] talkin' [E] 'bout a [G7] new [E] way of [D] walkin' [E]
[C7Bb] Do you want to [Bb] lose your [A7] mind?
[D E F#] / [G] Walk right [D] in, sit [G F# F] right [E7] down
[A7] Daddy, let your [D7] mind roll [G] on
[A7] Daddy, let your [D7] mind roll [G]↓ on [Gb/G]↓ [G]↓

The Water Bill

Lake Of Stew 2008



INSTRUMENTAL INTRO: / 1 2 3 / 1 2 3 /

[C] [G] [C] [C7] [F]

G|-----| -5-----|-----| -4-----|-----| -5-----| -5-4-3-| -2-----|

D| -5-4-5-|-----| -5-4-5-|-----| -5-4-5-|-----|-----|-----|

| 1 2 3 | 1 2 3 | 1 2 3 | 1 2 3 | 1 2 3 | 1 2 3 | 1 2 3 | 1 2 3 |

[C] Bill went out walking, and [G] he didn't stop
 When he [C] got to the [C7] river frozen [F] straight `cross the top

[C] [G] [C] [G] [C]

G|-----| -5-----|-----| -4-----|-----| -5-----| -4-----| -5-----|

D| -5-4-5-|-----| -5-4-5-|-----| -5-4-5-|-----5-|-----5-|-----|

| 1 2 3 | 1 2 3 | 1 2 3 | 1 2 3 | 1 2 3 | 1 2 3 | 1 2 3 | 1 2 3 |

When he [C] got to the edge, he heard [G] his mama call
 Don't [C] walk on the [G] water [C] Bill [C]

Well [C] Bill went out walking, and [G] he didn't stop
 When he [C] got to the [C7] river frozen [F] straight `cross the top
 When he [C] got to the edge, he heard [G] his mama call
 Don't [C] walk on the [G] water [C] Bill [C]

Well he [C] took one big step, and the [G] ice didn't crack
 So he [C] walked for a [C7] while and he [F] didn't look back
 [C] All along he heard [G] his mama say
 Don't [C] walk on the [G] water [C] Bill [C]

Don't [C] walk on the water, it [G] ain't frozen through
 Go [C] play in the [C7] snow like the [F] other kids do
 Don't you [C] walk on the [G] water [C] Bill [C]

INSTRUMENTAL VERSE:

[C] [G] [C] [C7] [F]

G|-----| -5-----|-----| -4-----|-----| -5-----| -5-4-3-| -2-----|

D| -5-4-5-|-----| -5-4-5-|-----| -5-4-5-|-----|-----|-----|

| 1 2 3 | 1 2 3 | 1 2 3 | 1 2 3 | 1 2 3 | 1 2 3 | 1 2 3 | 1 2 3 |

[C] [G] [C] [G] [C]

G|-----| -5-----|-----| -4-----|-----| -5-----| -4-----| -5-----|

D| -5-4-5-|-----| -5-4-5-|-----| -5-4-5-|-----5-|-----5-|-----|

| 1 2 3 | 1 2 3 | 1 2 3 | 1 2 3 | 1 2 3 | 1 2 3 | 1 2 3 | 1 2 3 |

Well he [C] took one big step, and the [G] ice didn't crack
 So he [C] walked for a [C7] while and he [F] didn't look back
 [C] All along he heard [G] his mama say
 Don't [C] walk on the [G] water [C] Bill [C]

Well [C] Bill walked straight north for ten [G] minutes or so
He could [C] hear the waves [C7] crashing just [F] inches below
[C] His mama told him so [G] he should know [G]
Don't [C] walk on the [G] water [C] Bill [C]

Don't [C] walk on the water, it [G] ain't frozen through
Go [C] play in the [C7] snow like the [F] other kids do
But don't you [C] walk on the [G] water [C] Bill [C]

Now [C] Bill heard a rumble, so he [G] tried to run back
But [C] it was too [C7] late as the [F] ice it did [F]↓ crack...
< **Make high-pitched ice-cracking noises** >
Don't [C] walk on the [G] water [C] Bill [C]

Ne [C] marche pas sur l'eau, elle est [G] pas encore gelée
Vas donc [C] jouer dans la [C7] neige avec les [F] autres enfants
Ne [C] marche pas sur [G] l'eau [C] Bill [C]

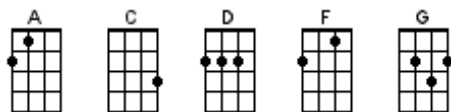
Ne [C] marche pas sur l'eau, elle est [G] pas encore gelée
Vas donc [C] jouer dans la [C7] neige avec les [F] autres enfants
Ne [C] marche pas sur [G] l'eau [C] Bill [F]↓ no.... / 1 2 3 / 1 2 3 / < **SLOW** >
Don't [C] walk on the [G] water [C]↓ Bill

www.bytownukulele.ca

[BACK TO SONGLIST](#)

The Way You Make Me Feel

Michael Jackson 1987



INTRO: / 1 2 3 4 / [DF#][CE] / [DF#][CG'] / [DF#][CE] / [DF#][CA'] /

[DF#] Hey pretty [CE] baby with the [DF#] high heels [CG] on
[DF#] You give me [CE] fever like I've [DF#] never [CA'] ever known
[DF#] You're just a [CE] product of [DF#] loveli-[CG']ness
[DF#] I like the [CE] groove of your [DF#] walk, your [CA'] talk, your dress

[G'] I feel your [F'] fever from [G'] miles a-[FA']round
[G'] I'll pick you [F'] up in my [G'] car and we'll [AC#'] paint the town
[DF#] Just kiss me [CE] baby and [DF#] tell me [CG'] twice
[DF#] That you're the [CE] one for [DF#]↓ me

CHORUS:

The way you make me [DF#] feel **(the way you [CE] make me [DF#] feel)**
You really [CG'] turn me [DF#] on **(you really [CE] turn me [DF#] on)**
You knock me [CA'] off of my [DF#] feet **(you knock me [CE] off of my [DF#] feet)**
My lonely [CG'] days are [DF#] gone **(my lonely [CE] days are [DF#] gone)** [CA']

[DF#] I like the [CE] feelin' you're [DF#] givin' [CG'] me
[DF#] Just hold me [CE] baby and [DF#] I'm in [CA'] ecstasy
[DF#] Oh I'll be [CE] workin' from [DF#] nine to [CG'] five
[DF#] To buy you [CE] things to [DF#] keep you [CA'] by my side

[G'] I never [F'] felt so in [G'] love be-[FA']fore
[G'] Just promise [F'] baby, you'll [G'] love me for-[AC#']evermore
[DF#] I swear I'm [CE] keepin' you [DF#] satis-[CG']fied
[DF#] 'Cause you're the [CE] one for [DF#]↓ me

CHORUS:

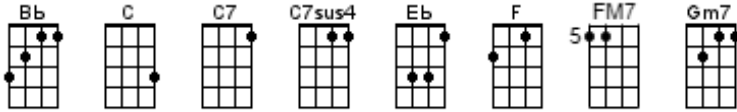
The way you make me [DF#] feel **(the way you [CE] make me [DF#] feel)**
You really [CG'] turn me [DF#] on **(you really [CE] turn me [DF#] on)**
You knock me [CA'] off of my [DF#] feet **(you knock me [CE] off of my [DF#] feet)**
My lonely [CG'] days are [DF#] gone **(my lonely [CE] days are [DF#] gone)**

The way you [CA'] make me [DF#] feel **(the way you [CE] make me [DF#] feel)**
You really [CG'] turn me [DF#] on **(you really [CE] turn me [DF#] on)**
You knock me [CA'] off of my [DF#] feet **(you knock me [CE] off of my [DF#] feet)**
My lonely [CG'] days are [DF#] gone **(my lonely [CE] days are [D,]↓ gone)** OO!

Windy

Ruthann Friedman 1967 (recorded by The Association)

UBass



INSTRUMENTAL INTRO: / 1 2 3 4 /

[F] Who's peekin' [Eb] out from [Bb] under a [F] stairway
 [F] Calling a [Eb] name that's [Bb] lighter than [C] air?

[F] [Eb] [Bb] [F] [F] [Eb] [Bb] [C]
 G|-----5-----7-|---7-5-----5---|-----5-----7-|---7-5-----|
 D|-7-----7-5---3---|-----5-7-----|-7-----7-5---3---|-----5-----|
 | 1 + 2 + 3 + 4 + | 1 + 2 + 3 + 4 + | 1 + 2 + 3 + 4 + | 1 + 2 + 3 + 4 + |

[F] Who's bending [Eb] down to [Bb] give me a [F] rainbow?7
 [F] Everyone [Eb]↓ knows ↓ it's [C]↓ Win-[F]↓dy

[F] [Eb] [Bb] [F] [F] [Eb] [C] [F]
 A|-----5-----7-|---7-5-----5---|-----5-----|-----|
 E|-7-----7-5---3---|-----5-7-----|-7-----7-5---3-5-|-----3-----|
 | 1 + 2 + 3 + 4 + | 1 + 2 + 3 + 4 + | 1 + 2 + 3 + 4 + | 1 + 2 + 3 + 4 + |

[FF] Who's peekin' [EbEb] out from [Bb] under [D] a [FCC] stairway
 [FF] Calling a [EbEb] name that's [Bb] lighter [B] than [C] air?
 [FF] Who's bending [EbEb] down to [Bb] give me [D] a [FCC] rainbow?
 [FF] Everyone [Eb]↓ knows [Bb]↓ it's [C,]↓ Win-[F']↓dy

/ [C,]↓ [C,]↓ [C,]↓ [C,]↓ /

[FF] Who's trippin' [EbEb] down the [Bb] streets of [D] the [FCC] city
 [FF] Smilin' at [EbEb] every-[Bb]body [B] she [C] sees?
 [FF] Who's reachin' [EbEb] out to [Bb] capture [D] a [FCC] moment?
 [FF] Everyone [Eb]↓ knows [Bb]↓ it's [C,]↓ Win-[F']↓dy

/ [C]↓ [C]↓ [C]↓ [C]↓ /

[C]↓ And Windy has [Gm7D,]↓ stor-[Bb,]↓my [Fmaj7C,]↓ eyes
 ↑That ↓ flash ↑at ↓ the [Gm7D,]↓ sound [Bb,]↓ of [C7G,]↓ lies
 ↑And ↓ Win-↑dy ↓ has [Gm7D,]↓ wings [Bb,]↓ to [Fmaj7C,]↓ fly
 ↓A-↓bove ↓ the [Gm7D] clouds (above the clouds)
 Above the [C7sus4C,] clouds (above the [C,C']↓ clouds)

INSTRUMENTAL VERSE:

[FF] Who's trippin' [EbEb] down the [Bb] streets of [D] the [FCC] city
 [FF] Smilin' at [EbEb] every-[Bb]body [B] she [C] sees?
 [FF] Who's reachin' [EbEb] out to [Bb] capture [D] a [FCC] moment?
 [FF] Everyone [Eb]↓ knows [Bb]↓ it's [C,]↓ Win-[F']↓dy

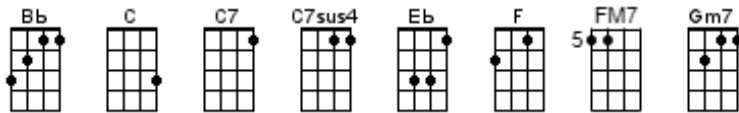
/ [C]↓ [C]↓ [C]↓ [C]↓ /

[C]↓ And Windy has [Gm7D,]↓ stor-[Bb,]↓my [Fmaj7C,]↓ eyes
↑That ↓ flash ↑at ↓ the [Gm7D,]↓ sound [Bb,]↓ of [C7G,]↓ lies
↑And ↓ Win-↑dy ↓ has [Gm7D,]↓ wings [Bb,]↓ to [Fmaj7C,]↓ fly
↓A-↓bove ↓ the [Gm7D] clouds (above the clouds)
Above the [C7sus4C,] clouds (above the [C,C']↓ clouds)

[FF] Who's trippin' [EbEb] down the [Bb] streets of [D] the [FCC] city
[FF] Smilin' at [EbEb] every-[Bb]body [B] she [C] sees?
[FF] Who's reachin' [EbEb] out to [Bb] capture [D] a [FCC] moment?
[FF] Everyone [Eb]↓ knows [Bb]↓ it's [C,]↓ Win-[F']↓dy

[FF] Who's trippin' [EbEb] down the [Bb] streets of [D] the [CC] city
[FF] Smilin' at [EbEb] every-[Bb]body [B] she [C] sees?
[FF] Who's reachin' [EbEb] out to [Bb] capture [D] a [CC] moment?
[FF] Everyone [Eb]↓ knows [Bb]↓ it's [C,]↓ Win-[F']↓dy

[FF] Who's trippin' [EbEb] down the [Bb] streets of [D] the [CC] city
[FF] Smilin' at [EbEb] every-[Bb]body [B] she [C] sees?
[FF] Who's reachin' [EbEb] out to [Bb] capture [D] a [CC] moment?
[FF] Everyone [Eb]↓ knows [Bb]↓ it's [C,]↓ Win-[F']↓dy



www.bytownukulele.ca

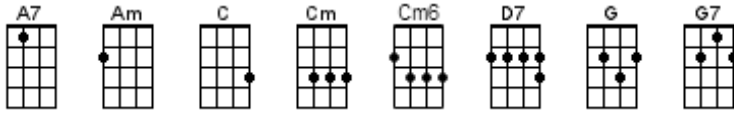
[BACK TO SONGLIST](#)

You Won't See Me

Lennon-McCartney 1965 (The Beatles)

UBass

All notes played 2nd. position on 2D & 1G



INTRO: / 1 2 3 4 / [G] / [G]

When I **[G]** call, you **[A7 ABA]** up, your **[C]** line's, en-**[GD]**gaged
I have **[G]** had, e-**[A7]**nough, so **[C]** act, your **[G]** age
We have **[G7D]** lost, the **[C]** time, that **[Cm]** was so hard to **[GB]** find
And I will **[G]** lose, my **[A7]** mind

If **[C]**↓ you **[G]**↓ won't see me **(you won't see me)**
G | -0---2---3---4- |

[C]↓ You **[G]**↓ won't see me **(you won't see me)**
G | -0---2---3---4- |
I don't

[G] know, why **[A7 ABA]** you, should **[C]** want, to **[GD]** hide
But I **[G]** can't, get **[A7]** through, my **[C]** hands, are **[G]** tied
I won't **[G7D]** want, to **[C]** stay, I **[Cm]** don't have much to **[GB]** say
But I get **[G]** turned, a-**[A7]**way

And **[C]**↓ you **[G]**↓ won't see me **(you won't see me)**
G | -0---2---3---4- |

[C]↓ You **[G]**↓ won't see me **(you won't see me)**
G | -0---2---3---4- |

[Am] Time, after **[Cm6]** time, you refuse to even **[G]** listen
[A7] I wouldn't mind, if I **[C]** knew what I was **[D7]** missing

Though the **[G]** days, are **[A7 ABA]** few, they're **[C]** filled, with **[GD]** tears
And since **[G]** I, lost **[A7]** you, it **[C]** feels, like **[G]** years
Yes it **[G7D]** seems, so **[C]** long **[Cm]** girl since you've been **[GB]** gone
And I just **[G]** can't, go **[A7]** on

If **[C]**↓ you **[G]**↓ won't see me **(you won't see me)**
G | -0---2---3---4- |

[C]↓ You **[G]**↓ won't see me **(you won't see me)**
G | -0---2---3---4- |

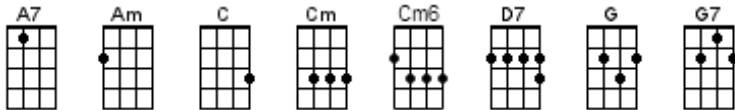
[Am] Time, after **[Cm6]** time, you refuse to even **[G]** listen
[A7] I wouldn't mind, if I **[C]** knew what I was **[D7]** missing

Though the [G] days, are [A7 ABA] few, they're [C] filled, with [GD] tears
 And since [G] I, lost [A7] you, it [C] feels, like [G] years
 Yes it [G7D] seems, so [C] long [Cm] girl since you've been [GB] gone
 And I just [G] can't, go [A7] on

If [C]↓ you [G]↓ won't see me (you won't see me)
 G|-0---2---3---4-|

[C]↓ You [G]↓ won't see me (you won't see me)
 G|-0---2---3---4-|

[G] / [A7] / [C] / [G]↓



www.bytownukulele.ca

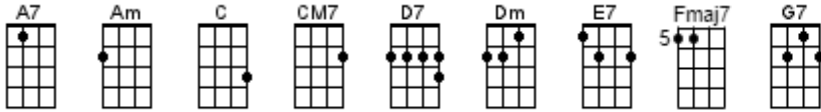
[BACK TO SONGLIST](#)

Your Mother Should Know

Lennon-McCartney 1967 (The Beatles)

UBass TAB

Uke TAB



INTRO: / 1 2 3 4 / [Am] / [Am] /

[Am] Let's all get up and [FM7] dance to a song
 That was a [A7] hit before your [Dm] mother was born
 [G7] Though she was born a [C] long long [CM7] time a-[A7]go

Your mother should [D7] know (**your**
 [G7] Your mother should [C] know (**kno-ow**
mother should)
 [E7] Sing it again

[Am] Let's all get up and [FM7] dance to a song
 That was a [A7] hit before your [Dm] mother was born
 [G7] Though she was born a [C] long long [CM7] time a-[A7]go

Your mother should [D7] know (**your**
 [G7] Your mother should [C] know (**kno-ow**
mother should)

[E7]↓ [Am]
 A | ---0-2--- | -0-2- |
 E | -4----- | ----- |
A | ---0-2--- | -0-2- |
E | -4-----4- | ----- |
 | 1 2 3 4 | 1 2 |

[FM7] [FM7] [Dm] [G7] [C] [E7]
 A | -3-2-0--- | -3-2-0--- | -0-0-0--- | -0-0-0--- | ----- | -2----- |
 E | ----- | ----- | ----- | ----- | -3----- | ----- |
D | ----- | ----- | -0-2-3-3- | -0-2-3-3- | ----- | -2-2-2-2- |
A | -3-----0- | -3-----0- | ----- | ----- | -3-3-3-3- | ----- |
E | ----- | ----- | ----- | ----- | ----- | ----- |
 | 1 2 3 4 | 1 2 3 4 | 1 2 3 4 | 1 2 3 4 | 1 2 3 4 | 1 2 3 4 |

[Am] Lift up your hearts and [FM7] sing me a song
 That was a [A7] hit before your [Dm] mother was born
 [G7] Though she was born a [C] long long [CM7] time a-[A7]go

Your mother should [D7] know (your
 [G7] Your mother should [C] know (kno-o-[A7]ow)
 mother should)

Your mother should [D7] know (your
 [G7] Your mother should [C] know (kno-ow)
 mother should)

[E7]↓ [Am]

```

A | ---0-2--- | -0-2- |
E | -4----- | ----- |
A | ---0-2--- | -0-2- |
E | -4-----4- | ----- |
  | 1 2 3 4 | 1 2 |
  
```

[FM7] [FM7] [Dm] [G7] [C] [E7] SING IT AGAIN

```

A | -3-2-0--- | -3-2-0--- | -0-0-0--- | -0-0-0--- | ----- | -2----- |
E | ----- | ----- | ----- | ----- | -3----- | ----- |
D | ----- | ----- | -0-2-3-3- | -0-2-3-3- | ----- | ----- |
A | -3-----0- | -3---0--- | ----- | ----- | -3-3-3-3- | ----- |
E | ----- | ----- | ----- | ----- | ----- | -4-4-4-4- |
  | 1 2 3 4 | 1 2 3 4 | 1 2 3 4 | 1 2 3 4 | 1 2 3 4 | 1 2 3 4 |
  
```

[Am] Daa-da, da-daa, da-[FM7]daa, daa, da-daa-da-da-da
 [A7] Daa, da-daa, daa [Dm] daa-da-da daa
 [G7] Though she was born a [C] long long [CM7] time a-[A7]go

Your mother should [D7] know (your
 [G7] Your mother should [C] know (ye-ah [A7] know)
 mother should)

Your mother should [D7] know (your
 [G7] Your mother should [C] know (ye-ah [A7] know)
 mother should)

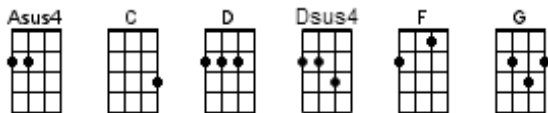
Your mother should [D7] know (your
 [G7] Your mother should [C]↓ know (ye-ah)
 mother should)

A7 Am C CM7 D7 Dm E7 Fmaj7 G7

You've Got To Hide Your Love Away

Lennon-McCartney 1965 (The Beatles)

Tamborine on 2



Shaker - gray

6/8 TIME means / 1 2 3 4 5 6 / or
/ 1 2 /

INTRO: / 1 2 / 1 2 / [G] /

[G] Here I **[D]** stand **[F]** head in **[G]** hand
[C] Turn my face to the **[F]** wall **[C]**
[G] If she's **[D]** gone I **[F]** can't go **[G]** on
[C] Feeling two foot / **[F]** sma-**[C]**-a- / **[D]**-all /

[G] Every-**[D]**where **[F]** people **[G]** stare
[C] Each and every **[F]** day **[C]**
[G] I can **[D]** see them **[F]** laugh at **[G]** me
[C] And I hear them / **[F]** sa-**[C]**-a- / **[D C]**-ay / **[DB A] /**

[G] Hey you've got to **[C]** hide your love a- / **[Dsus4G]**way **[DF#]** / **[Asus4E][DF#]** /
[G] Hey you've got to **[C]** hide your love a- / **[Dsus4G]**way **[DF#]** / **[Asus4E][DF#]** /

[G] How can **[D]** I **[F]** even **[G]** try
[C] I can never **[F]** win **[C]**
[G] Hearing **[D]** them **[F]** seeing **[G]** them
[C] In the state I'm / **[F]** i-**[C]**-i- / **[D]**-in /

[G] How could **[D]** she **[F]** say to **[G]** me
[C] Love will find a **[F]** way **[C]**
[G] Gather **[D]** round **[F]** all you **[G]** clowns
[C] Let me hear you / **[F]** sa-**[C]**-a- / **[D C]**-ay / **[DB A] /**

[G] Hey you've got to **[C]** hide your love a- / **[Dsus4G]**way **[DF#]** / **[Asus4E][DF#]** /
[G] Hey you've got to **[C]** hide your love a- / **[Dsus4G]**way **[DF#]** / **[Asus4E][DF#]** /

OUTRO:

[G][D] / [F][G] / [C] / [F][C] /
[G][D] / [F][G] / [C] / [F][C] / [G]↓

www.bytownukulele.ca

[BACK TO SONGLIST](#)